

Chapter 3: Population and Social Profile

Social Composition and Characteristics

Human resources are the people who make up the workforce of an organization. People are considered a resource due to their skills, demands, and capacities to create and utilize other resources.

A population is a group of specific inhabitants in an area. It largely contributes to the development of their surroundings. On the other hand, demography is the science of population which seeks to understand the population dynamics by investigating births, deaths, aging, migration, or even the incidence of disease. It illustrates the changing structure of human populations.

Cavite has unique demographic characteristics. The trends of the population are affected by the uniqueness of Cavite itself. The diversity of the population is very varied and considered to be the strength of the province.

The people of Cavite live by its historic character as revolutionaries. It has become a natural norm of the Caviteños to become innovative and pioneering in different fields. As nation builders, there are many prominent personalities of the province that led the country in various posts.

Census of Population

The Census of Population (POPCEN) is a complete enumeration of households designed to take an inventory of the entire population of the Philippines and collect vital information on its demographic and socio-economic characteristics such as age, sex, marital status, educational attainment, and household characteristics. The POPCEN 2015, the source of data for this chapter, aims to provide government planners, policy and decision-makers with population data on which to base their social and economic development plans, policies, and programs. (Philippine Statistics Authority, 2015)

This census had collected demographic data concerning:

- size and geographic distribution of the population;
- population composition (sex, age, marital status);
- religious affiliation;
- school attendance, literacy, highest grade/year completed, technical/vocational courses obtained; and
- usual activity/occupation and whether overseas worker for members 15 years old and above.

The reference date of POPCEN 2015 was August 1, 2015 which means the persons enumerated as members of a household or as residents of an institutional living quarter was as of August 1, 2015. The following analyses discussed in this chapter are based on the said census.

2015 Population Characteristics

For the past years, Cavite became a significant powerhouse in the country, contributing to its development. Even in terms of population, Cavite is considered one of the largest and fastest-growing provinces. As of August 1, 2015, Cavite recorded a total population of 3,678,301 persons, which grew at a rate of 3.37 percent from 2010 to 2015, making it the most populous province in the Philippines based on the POPCEN 2015.

It was higher by 587,610 persons compared with the 2010 Census of Population and Housing (CPH 2010) count of 3,090,691 persons. There is also an increase of about 34 persons added per year per 1,000 persons in the population. By comparison, the rate at which the province's population grew during the period 1990 to 2000 and 2000 to 2010 went up at 5.99 percent and 4.12 percent, respectively.

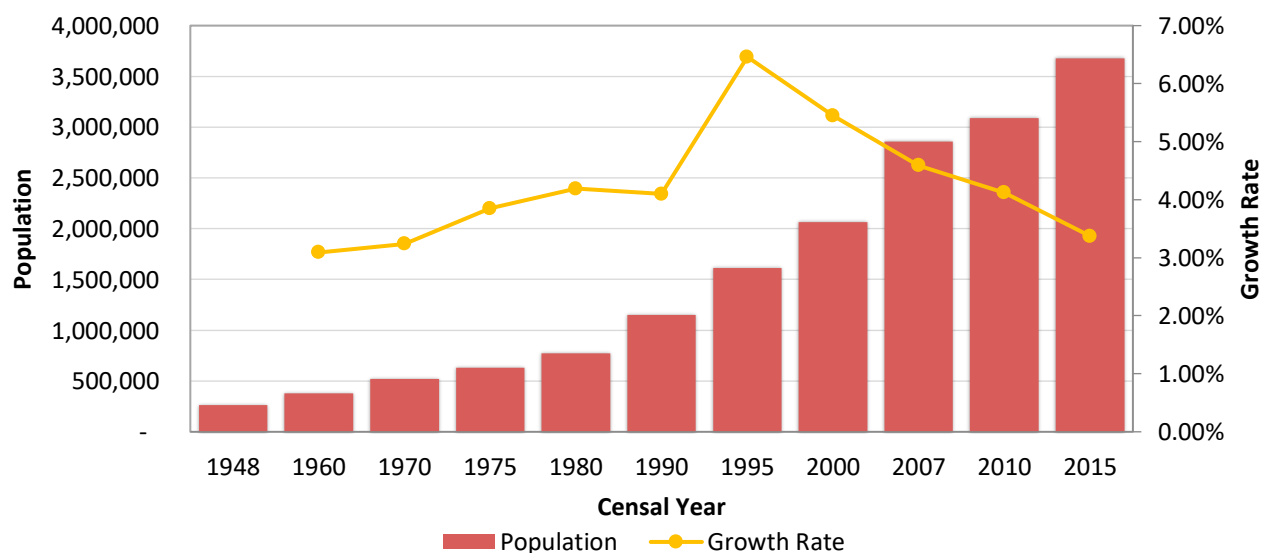


Figure 3.1 Historical Growth of Population; Province of Cavite: Censal Years 1948 to 2015

The population in Cavite showed an increasing trend wherein it almost doubled in fifteen years. The fastest-growing local government unit (LGU) is Trece Martires City, then the City of Imus, followed by Carmona and the City of Gen. Trias. These areas are still affected by in-migration due to the continuous developments of settlements and industrial areas. Out-migration is also evident in some cities and municipalities. Meanwhile, Cavite City does not have a significant change in its population due to the congestion in the city. Table 3.1 shows the population summary by city and municipality.

Table 3.1 Population by city/municipality, Province of Cavite: 2015

City/Municipality	2015 Population
1st District	342,824
Cavite City	102,806
Kawit	83,466
Noveleta	45,846
Rosario	110,706
2nd District	600,609
City of Bacoor	600,609
3rd District	403,785
City of Imus	403,785
4th District	659,019
City of Dasmariñas	659,019
5th District	500,785
Carmona	97,557
General Mariano Alvarez	155,143
Silang	248,085
6th District	314,303
City of General Trias	314,303
7th District	485,149
Amadeo	37,649
Indang	65,599
Tanza	226,188
Trece Martires City	155,713
8th District	371,827
Alfonso	51,839
General Emilio Aguinaldo	22,220
Magallanes	22,727
Maragondon	37,720
Mendez	31,529
Naic	111,454
Tagaytay City	71,181
Ternate	23,157
Total	3,678,301

Source: POPCEN 2015, Philippine Statistics Authority

The developed cities and municipalities had the highest contribution to Cavite's population. The City of Dasmariñas had the highest population in Cavite, having a total of 659,019 persons. It was 17.92 percent of the population, followed by the City of Bacoor with 600,609 persons (16.33%) and the City of Imus with 403,785 persons (10.98%). The aggregated population of these cities comprised about half (45.23%) of the provincial population, while the remaining percentage was divided among the remaining 20 localities. Also, the lowest population number is in city and municipalities in the 8th District of Cavite. These areas are known to be the rural areas of Cavite.

In terms of legislative districts, the 4th district topped the list of the most populous district in Cavite, mainly because of the effect of in-migration as brought about by the opening of various resettlement housing projects that accommodated chiefly the informal settlers from Metro

Manila as well as the development in the city. The City of Dasmariñas continues to increase ceaselessly, as recorded in the last three censuses. The second most populous district was the 2nd district, which is the City of Bacoor. It was also due to the housing projects located in the city. Moreover, the 6th district, the newly created lone district of the City of Gen. Trias, recorded the lowest population in Cavite in terms of legislative districts.

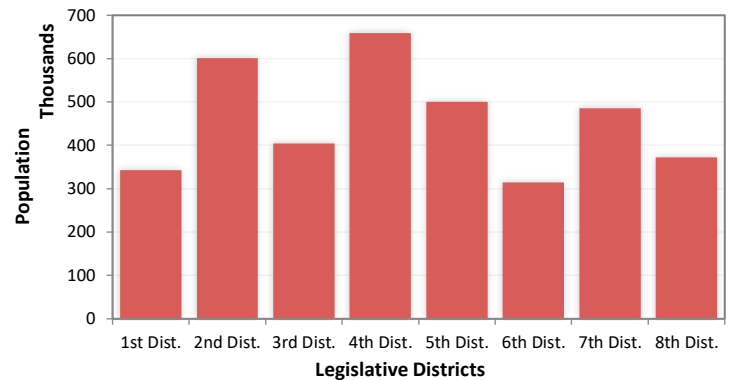


Figure 3.2 Population by Legislative Districts, Province of Cavite: 2015

Sex

Sex is the state of being male or female into which humans and many other living things are divided based on their reproductive functions.

Sex is considered as one of the factors in government programming and investment as the government is gearing towards gender equality. Thus, the disparity between the population of males and females should not have a significant effect on the distribution of government programs.

As said, out of the total population, 49.71 percent were male and 50.29 percent were female. It resulted in a ratio of 99 males for every 100 females. Thus it can be noted that the population of Cavite is almost equally distributed in terms of sex (Figure 3.3).

Tagaytay City posted the highest sex ratio of 104 males for every 100 females. Also, Indang, Kawit, Maragondon, and Tanza had an equal sex ratio. To end, the cities of Bacoor, Cavite, Dasmariñas, General Trias, Imus, and municipalities of Carmona, Mendez, Noveleta, and Rosario, reported having more females than males, that is, with sex ratios less than 100.



Figure 3.3 Proportion of Males and Females, Province of Cavite: 2015

Age

In 2015, most Caviteños were age 15 to 19 years old, which contributed up to 9.8 percent of the population. Specifically, most are of age 18 years old, which sums up to 75,114 persons that make up to 20.79 percent of the 15 to 19 years old population. Meanwhile, the elder population (80 years and over) were the least comprised of 0.58 percent. It was also notable that females outnumbered males from the age of 20 and above.

Out of the total population, 67.3 percent of the population was considered “economically productive” age (15-64 years), 3.98 percent were of the “old age” dependency age (over 64 years), and 28.8 percent were of “child” dependency age.

It resulted in a dependency ratio of 49:100, which means that there are 49 dependents for every 100 working-age persons. Of the 49 dependents, 43 were child dependents, while six were old-age dependents.

Moreover, the median age in Cavite was 24.8 years old, which means that half of the population was younger than 24.8 years old, and the other half were older than 24.8 years old. Lastly, at the provincial level, the voting age population or persons at least 18 years old accounted for 65.5 percent (2,407,732 persons).

The population pyramid below displays a triangle shape. It shows that the population of Cavite is considered young. There is also a lack of balance in the proportion of the population between males and females.

Furthermore, there is a visible decrease in the population of those aged four and below. It can be predominantly because of industrialization in Cavite, wherein Caviteños prioritize work and self-improvement. It can be interpreted that the population has declining fertility. It can also be noted that the working-age group in Cavite is greater than the age dependence group.

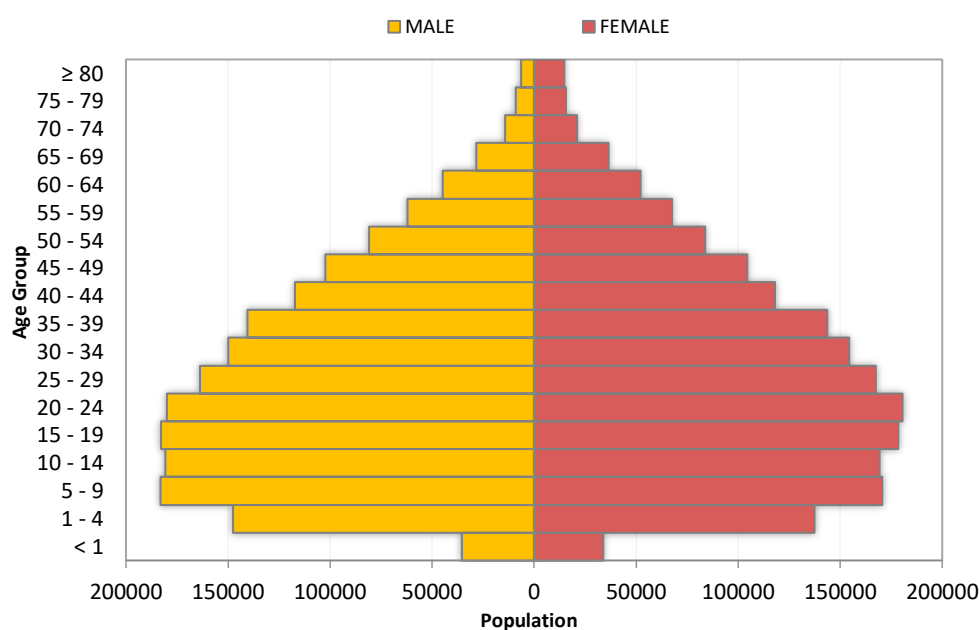


Figure 3.4 Population by Sex and Age Group, Province of Cavite: 2015

Marital Status

Marital Status or Civil Status is any of several legally distinct classifications that describe a person's relationship with a significant other. It can be single, married, widowed, divorced/separated, common-law/live-in. In POPCEN, the marital status was determined from aged ten and up.

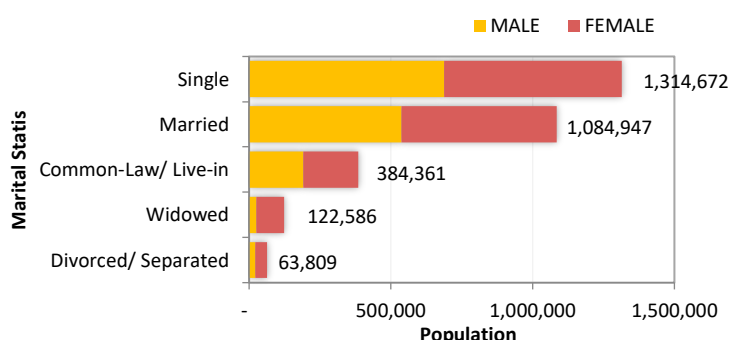


Figure 3.5 Distribution of Population by Sex and Marital Status, Province of Cavite: 2015

A total of 2,970,375 citizens of Cavite were at least ten years old. Of that population, 44.25 percent were single, and 36.52 percent were married. The rest of the population was categorized as follows: in common law/live-in marital arrangement (12.9%), widowed (4.1%), divorced or separated (2.2%), and had unknown marital status (< 0.1%). Hence, about 80 percent of the population are either single or married. It is also notable that a significant number of Caviteños are into common law or a live-in arrangement.

Among the never-married persons, males (52.3%) had a higher proportion than females (47.7%). On the other hand, more females are married (50.5%), widowed (79.4%), divorced or separated (66.7%), and in common law or lived-in marriage arrangement (50.4%). Moreover, most married citizens are age 35 to 39 years, as well as those who are divorced or separated. Also, most widowed

citizens are age 60 to 64 years old, while those who are in common law or lived-in arrangements are age 25 to 29 years old.

Also, there are 50.01 percent more divorced/separated females than males and 74.12 percent more widows than widowers. The vast difference between the numbers of widows and widowers may indicate that females in Cavite have a longer life expectancy than males.

Education

Education is the process of facilitating learning or the acquisition of knowledge, skills, values, beliefs, and habits. It is commonly divided into such stages as preschool or kindergarten, elementary school, secondary school, and college, university, or apprenticeship. It leads to the development of a person in terms of his/her self-growth and economic growth as it is one of the principal factors that determine the path he/she will take.

Education is a powerful driver of development and one of the most compelling instruments of reducing poverty and improving health, gender equality, peace, and stability (World Bank). Thus, profiling and knowing the state of education of each Filipino citizen is significant for better governance, program development, and nation-building.

Out of the total population of five years old and over, most Caviteños had reached or finished high-school (41.84%), wherein 71.31 percent of them had graduated. Moreover, 23.56 percent had attended/finished elementary education, 13.22 percent were college undergraduate, and 14.49 percent were academic degree holders. Among those baccalaureate degree graduates, 54.1 percent are female, while 45.9 percent are male. The same goes for the post-baccalaureate degree, where there were more females (56.0%) than males (48.3%). On the other hand, 1.7 percent of the population had not entered school, but most were age five to seven years old, 20 to 24 years, and at least 35 years old.

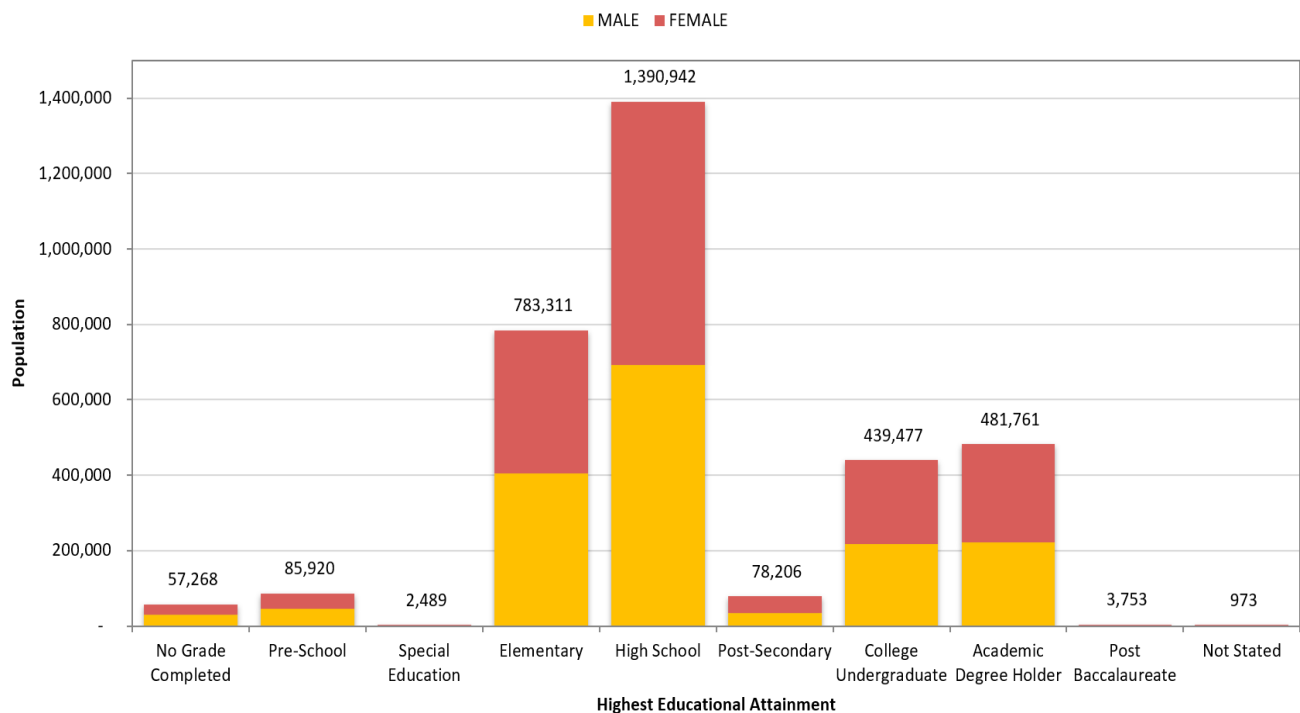


Figure 3.6 Highest Educational Attainment by Sex, Province of Cavite: 2015

Among 1,416,749 household population aged 5 to 24 years old, 958,881 persons or 67.68 percent of the population was attending school in School Year 2015-2016. By sex, the school attendance rate in 2015 was higher among males (68.25%) than among females (67.09%).

Also, most of those who attend school are those aged 10-14 years or those who are mostly in secondary school. They covered 35.31 percent of the school attending population. The low school attendance rate in those aged 20-24 may be due to the fact that the age group is considered to be at working age group or those who recently finished undergraduate degrees in 2015.

Furthermore, Tagaytay City had the highest school attendance rate, with 71.54 percent, which is higher than that of the province. Alfonso (70.72%) and Mendez

(70.64%) follow. On the other hand, Kawit (65.23%), Carmona (64.85%), and Rosario (56.57%) had the lowest school attendance rate.

Table 3.2 School Attendance Rate by age group, Province of Cavite: 2015

Age Group	Both Sexes	Male	Female
5 – 9	94.77	94.34	95.23
10 – 14	97.10	96.69	97.53
15 – 19	65.69	65.56	65.82
20 – 24	14.16	15.33	13.00
Total	67.28	68.25	67.09

Source: POPCEN 2015, Philippine Statistics Authority

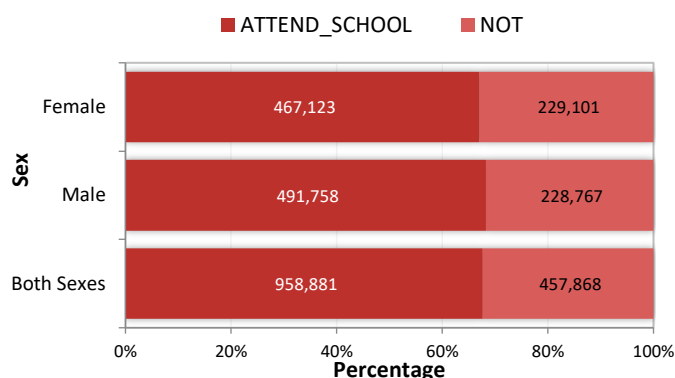


Figure 3.7 School Attendance of Household Population aged 5 to 24 years old by Sex, Province of Cavite: 2015

Table 3.3 School Attendance Rate aged 5 to 24 years old by city/municipality, Province of Cavite: 2015

City/Municipality	School Attendance Rate		
	Both Sexes	Male	Female
1st District			
Cavite City	66.26	66.56	65.94
Kawit	65.23	65.15	65.33
Noveleta	65.49	65.81	65.17
Rosario	56.57	57.69	55.43
2nd District			
City of Bacoor	68.72	69.67	67.75
3rd District			
City of Imus	70.05	71.46	68.93
4th District			
City of Dasmariñas	67.90	68.52	67.25
5th District			
Carmona	64.85	65.40	64.27
Gen. Mariano Alvarez	67.55	67.21	67.92
Silang	66.47	66.51	66.43
6th District			
City of General Trias	67.26	68.50	65.99
7th District			
Amadeo	70.34	70.80	69.84
Indang	70.19	70.08	70.31
Tanza	66.19	66.45	65.93
Trece Martires City	68.74	68.85	68.62
8th District			
Alfonso	70.72	69.90	71.61
Gen. Emilio Aguinaldo	69.81	69.88	69.75
Magallanes	70.28	69.75	70.83
Maragondon	67.92	67.87	67.98
Mendez	70.64	70.06	71.23
Naic	68.49	68.55	68.43
Tagaytay City	71.54	71.49	71.58
Ternate	67.29	67.07	67.51
CAVITE	67.68	68.25	67.09

Source: POPCEN 2015 Philippine Statistics Authority

Literacy

Literacy is the ability of a person to read and write simple messages and questions. Basic Literacy is universal in Cavite, wherein the literacy rate is at 99.66 percent among the 2,955,391 household population of 10 years old and over. Among the household population by sex, the male population had a literacy rate of 99.64 percent, and the female population had a literacy rate of 99.67 percent. Also, all cities and municipalities in Cavite had a literacy rate of between 98.60 and 99.80 percent, wherein the City of Imus had the highest rate, with 99.78 percent, and Magallanes at the lowest rate, with 98.69 percent. Even

Magallanes recorded the lowest literacy rate in Cavite, it is still considered an excellent standing and is still higher compared to the national literacy rate of 98.3 percent.

The literacy rate of Cavite had improved a lot from 96.52 percent in 2000 to 99.65 percent in 2015.

Table 3.4 Literacy Rate by City/Municipality, Province of Cavite: 2015

City/Municipality	Literacy Rate
1st District	
Cavite City	99.72
Kawit	99.54
Noveleta	99.77
Rosario	99.72
2nd District	
City of Bacoor	99.77
3rd District	
City of Imus	99.78
4th District	
City of Dasmariñas	99.68
5th District	
Carmona	99.62
General Mariano Alvarez	99.73
Silang	99.56
6th District	
City of General Trias	99.63
7th District	
Amadeo	99.61
Indang	99.39
Tanza	99.59
Trece Martires City	99.59
8th District	
Alfonso	99.72
General Emilio Aguinaldo	99.54
Magallanes	98.69
Maragondon	98.90
Mendez	99.61
Naic	99.44
Tagaytay City	99.54
Ternate	99.73
CAVITE	99.66

Source: POPCEN 2015, Philippine Statistics Authority

Gainful Workers

Gainful occupation is an occupation by which the person who pursues it earns money, or money equivalent, or in which he assists in the production of marketable goods. Data regarding this is used in analyzing the growth, composition, and distribution of the workforce. It provides information on the socio-economic status of the population, which is essential in planning the necessary training programs aimed at full and effective utilization of the country's human resources.

In 2015, the province had a 2,606,678 household population aged 15 years and over, wherein three out of five-person (58.8%) were engaged in a gainful activity during the 12 months preceding the census. Most gainful workers are male accounting to 61.00 percent of the gainful workers population.

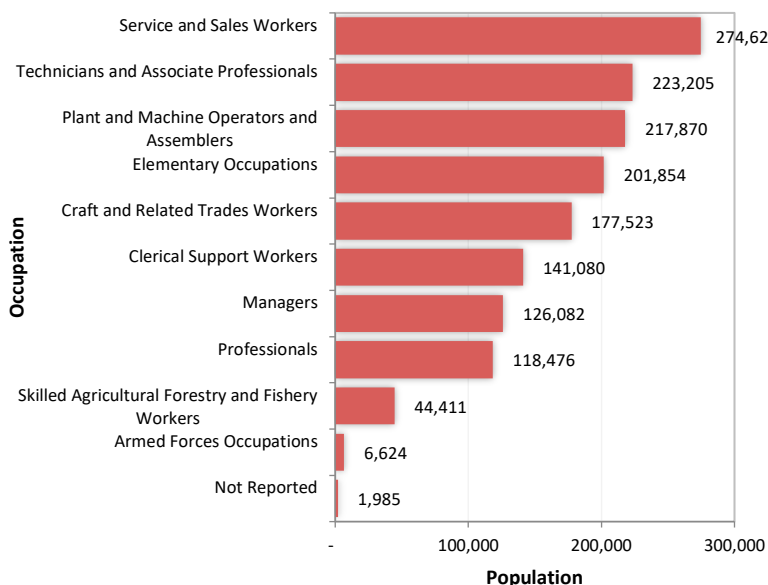
By sex, most males are engaged in elementary occupations (20.60%) and service and sales work (16.16%). Most females, on the other hand, are engaged in service and sales work (20.64%) and technicians and associate professionals (17.04%).

Table 3.5 Gainful Workers by occupation and sex, Province of Cavite: 2015

Occupation Group	Both Sexes	Male	Female
Armed Forces Occupations	1,985	1,003	982
Skilled Agricultural Forestry and Fishery Workers	6,624	5,924	700
Professionals	44,411	40,447	3,964
Managers	118,476	50,366	68,110
Clerical Support Workers	126,082	51,955	74,127
Craft and Related Trades Workers	141,080	59,027	82,053
Elementary Occupations	177,523	139,628	37,895
Plant and Machine Operators and Assemblers	201,854	192,722	79,868
Technicians and Associate Professionals	217,870	121,986	25,148
Service and Sales Workers	223,205	121,278	101,927
Not Reported	274,628	151,159	123,469
TOTAL	1,533,738	935,495	598,243

Source: POPCEN 2015, Philippine Statistics Authority

By major occupation groups, workers engaged in service and sales works are the largest group comprising 17.9 percent of the gainful workers' population. Technicians and associate professionals came in next (14.6%), followed by plant machine operators and assemblers (14.2%).

**Figure 3.8 Gainful Workers by Occupation, Province of Cavite: 2015**

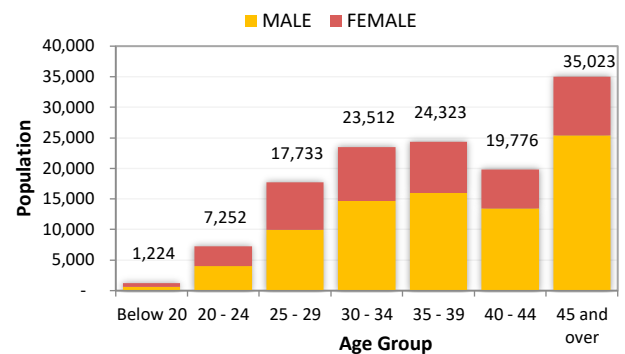
Overseas Workers

As described by the Philippine Statistics Authority (PSA), an overseas worker is a household member who is currently out of the country due to overseas employment. He/She may or may not have a specific work contract or maybe presently at home on vacation but has existing overseas employment to return in. Undocumented overseas workers are considered as overseas workers for as long as they are still members of the household and had been away for less than five years. However, immigrants are excluded from the census. In the Philippines, working abroad has been a

trend for so long since citizens can find better work and payment in other countries than their own.

Out of the population of Cavite, 128,843 are overseas workers (OFWs) or working abroad, wherein most of them are of age 45 years old and over (27.2%). It is also noticeable that most of the OFWs are male, which comprises 65.3 percent of the OFWs' population, while female accounts to 34.7 percent of it only.

Due to the high level of migrant workers from Cavite, the provincial government is giving social programs for them and their families like livelihood training, financial literacy, and investment programs.

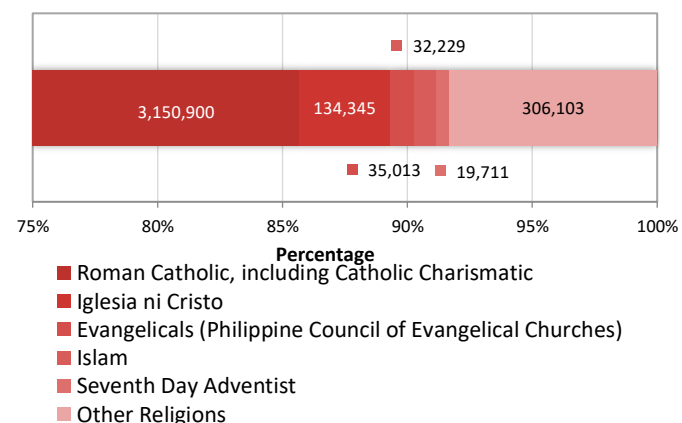
**Figure 3.9 Distribution of overseas workers by age group, Province of Cavite: 2015**

Religious Affiliations

Religious affiliation refers to a particular system of beliefs, attitudes, emotions, and behaviors constituting man's relationship with the powers and principalities of the universe. Through the years, Roman Catholicism is the largest religious affiliation in the Philippines.

According to PSA, data on religious affiliation are required for the planning of religion-related and religion-sponsored activities. It may also be used in examining the ethnic characteristics of the population.

Roman Catholic remained as the largest religious affiliation in Cavite, which accounts for 85.7 percent of the total population of Cavite. The next largest religious affiliation in Cavite was Iglesia ni Cristo which accounts for 3.7 percent of the population. The figure below shows the top five religions in Cavite.

**Figure 3.10 Top Five Religious Affiliations, Province of Cavite: 2015**

Household

The household population is defined by the Philippine Statistics Authority (PSA) as those “who belong to a household, a social unit wherein a group of persons sleep in the same housing unit and have a common arrangement in the preparation and consumption of food.” It is also described as “an aggregate of persons, generally but not necessarily bound by ties of kinship, which live together or share in common the household food. Members comprise the head of the household, relatives living with him, and other persons who share the community life for reasons of work or other considerations. A person who lives alone is considered a separate household.”

The household population of the province in 2015 was 3,662,844 persons. It translates to a population of around 15,457 citizens that are considered constitutional. Meanwhile, Cavite has a total of 877,767 households. Moreover, the average household size in 2015 was 4.2. It translates to an average of four persons in Cavite living under the same roof. By city and municipality, the City of Dasmariñas had the highest household population, with 657,529 persons that cover up 18.0 percent of the household population. On the other hand, General Emilio Aguinaldo had the highest average household size having five persons in a household. Being a rural municipality plays a part in having a high average population since the extended family is prevalent in these areas.

In terms of age, members between 15 to 19 years old had the highest population. Moreover, most of the household members are age 5 to 34 years old, and those who are in their senior years are the least (60 years and over). The population pyramid of the household population bears a resemblance to that of the total population having the

concentration at the bottom, making Cavite a young populated province.

Table 3.6 Household Population and Average Household Size by City/Municipality, Province of Cavite: 2015

City/Municipality	Population	Household Number	Female
1st District			
Cavite City	102,508	25,997	3.9
Kawit	83,416	21,018	4.0
Noveleta	45,824	11,648	3.9
Rosario	110,561	29,316	3.8
2nd District			
City of Bacoor	599,326	8,811	4.0
3rd District			
City of Imus	402,753	97,397	4.1
4th District			
City of Dasmariñas	657,529	147,799	4.4
5th District			
Carmona	97,360	24,427	4.0
Gen. Mariano Alvarez	154,718	34,773	4.4
Silang	242,460	58,196	4.2
6th District			
City of General Trias	313,604	80,142	3.9
7th District			
Amadeo	37,296	8,811	4.2
Indang	65,419	15,016	4.4
Tanza	225,881	54,446	4.1
Trece Martires City	154,727	35,193	4.4
8th District			
Alfonso	51,756	11,820	4.4
Gen. Emilio Aguinaldo	22,186	4,414	5.0
Magallanes	22,703	4,777	4.8
Maragondon	37,684	8,339	4.5
Mendez	31,403	7,179	4.4
Naic	110,970	26,131	4.2
Tagaytay City	69,603	16,095	4.3
Ternate	23,157	5,673	4.1
CAVITE	3,662,844	877,767	4.2

Source: POPCEN 2015, Philippine Statistics Authority

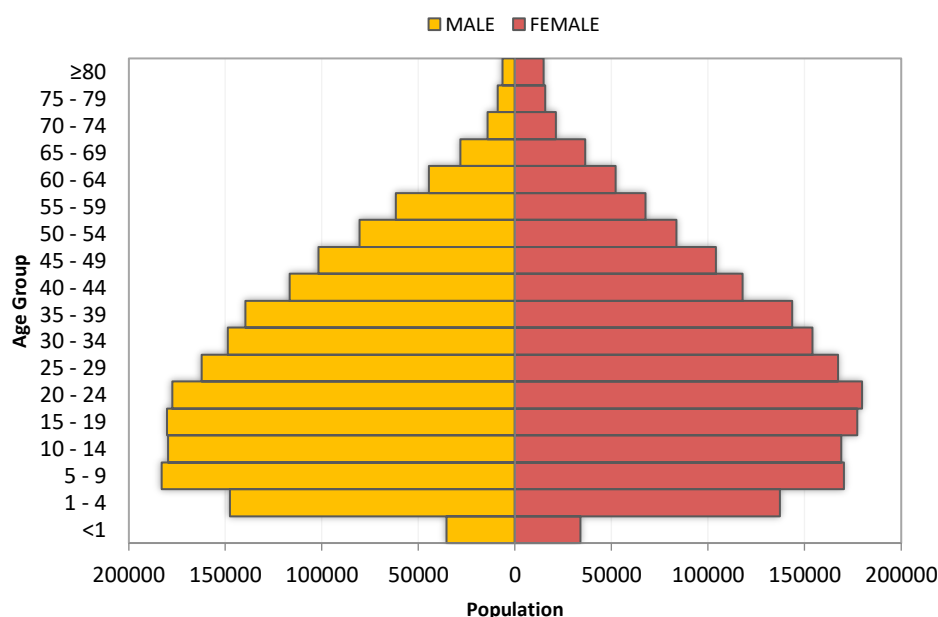


Figure 3.11 Household population by Sex and Age group, Province of Cavite: 2015

2019 Projected Population

Using the 2015 POPCEN data, the 2018 Cavite population was projected. At a rate of 3.37 percent, the population of Cavite grew by 540,882 persons from 3,678,301 population count of 2015 to 4,219,183 projected population count of 2019.

Table 3.7 Projected Population by City/Municipality, Province of Cavite: 2019

City/Municipality	Projected Population
1st District	368,312
Cavite City	104,109
Kawit	87,706
Noveleta	49,298
Rosario	127,199
2nd District	670,073
City of Bacoor	670,073
3rd District	504,236
City of Imus	504,236
4th District	730,362
City of Dasmarinas	730,362
5th District	566,462
Carmona	119,205
General Mariano Alvarez	169,110
Silang	278,147
6th District	381,957
City of General Trias	381,957
7th District	580,138
Amadeo	41,191
Indang	68,454
Tanza	259,603
Trece Martires City	210,890
8th District	417,644
Alfonso	54,478
General Emilio Aguinaldo	26,644
Magallanes	23,937
Maragondon	39,683
Mendez	33,987
Naic	133,262
Tagaytay City	79,046
Ternate	26,607
CAVITE	4,219,183

Projection based on POPCEN 2015

Projected Population Density

As described by the Philippine Statistics Authority (PSA), population density is a measure of the number of persons per unit land area (usually in square kilometers). The population density of Cavite in 2018 was computed using the projected population and the land area of each city/municipality, as identified by the Provincial Planning and Development Office of Cavite.

Based on the projected population of 2018, Cavite has a population density of 2,856 individuals per square kilometer. Rosario is the densest city/municipality in Cavite, with 21,668 individuals per square kilometer. However, Maragondon is the least dense with 237 individuals per square kilometer. In terms of legislative districts, the 8th district, the upland area of Cavite, is the least dense while the 2nd district, the lone district of Bacoor City, is the densest.

The population by sex in 2018 was also predicted. It resulted in a sex ratio of 99 males for every 100 females. The population of Cavite can be considered young due to

the high percentage of the young population in the province. Moreover, approximately 38.74 percent of the population, a total count of 1,578,920 individuals, is considered of the school-age population. The school-age population is irrespective of the existing requirements of compulsory education or the period of education provided for in various types of schools.

Table 3.8 Projected Population Density, Province of Cavite: 2019

City/Municipality	Population Density
1st District	10,144
Cavite City	8,800
Kawit	6,545
Noveleta	9,112
Rosario	22,434
2nd District	12,788
City of Bacoor	12,788
3rd District	5,198
City of Imus	5,198
4th District	8,870
City of Dasmarinas	8,870
5th District	2,880
Carmona	3,855
General Mariano Alvarez	18,029
Silang	1,778
6th District	3,246
City of General Trias	3,246
7th District	2,128
Amadeo	860
Indang	767
Tanza	2,696
Trece Martires City	5,384
8th District	730
Alfonso	843
General Emilio Aguinaldo	522
Magallanes	305
Maragondon	240
Mendez	2,039
Naic	1,550
Tagaytay City	1,195
Ternate	612
CAVITE	2,957

Projection based on POPCEN 2015 and Cavite's land area (PPDO)

Table 3.9 Projected Population by Sex and Age Group, Province of Cavite: 2019

Age Group	Total	Male	Female
All Ages	4,075,351	2,026,047	2,049,304
Under 1	76,738	39,262	37,476
1 - 4	315,696	163,569	152,127
5 - 9	391,725	202,800	188,924
10 - 14	387,588	200,098	187,490
15 - 19	400,226	202,541	197,685
20 - 24	399,382	199,334	200,048
25 - 29	367,004	181,360	185,644
30 - 34	336,948	165,986	170,962
35 - 39	314,986	155,738	159,248
40 - 44	260,687	129,899	130,788
45 - 49	228,842	113,224	115,618
50 - 54	182,372	89,583	92,789
55 - 59	143,648	68,727	74,921
60 - 64	107,350	49,541	57,809
65 - 69	71,764	31,418	40,346
70 - 74	39,251	15,747	23,504
75 - 79	27,484	10,088	17,396
80 years and over	23,660	7,133	16,527

Projected base on POPCEN 2015

Projected Household Population

The household population and number of households were projected using the 2010 CPH and 2015 POPCEN. The table below shows the mentioned statistics of the households.

Table 3.10 Projected household population and number of households, Province of Cavite: 2019

City/Municipality	Projected Household Population	Projected Number of Households
1st District	367,769	102,164
Cavite City	103,880	28,619
Kawit	87,637	24,012
Noveleta	49,256	13,287
Rosario	126,996	36,245
2nd District	667,934	176,557
City of Bacoor	667,934	176,557
3rd District	502,470	122,361
City of Imus	502,470	122,361
4th District	727,598	166,668
City of Dasmariñas	727,598	166,668
5th District	561,328	139,948
Carmona	118,920	30,806
Gen. Mariano Alvarez	168,493	39,110
Silang	273,915	70,031
6th District	380,945	100,010
City of General Trias	380,945	100,010
7th District	577,454	137,689
Amadeo	40,708	9,865
Indang	68,203	15,916
Tanza	259,085	64,392
Trece Martires City	209,457	47,516
8th District	414,833	97,276
Alfonso	54,365	12,756
Gen. Emilio Aguinaldo	26,618	4,986
Magallanes	68,203	5,033
Maragondon	23,979	8,860
Mendez	39,617	7,855
Naic	33,748	32,093
Tagaytay City	77,283	18,515
Ternate	26,660	7,177
CAVITE	4,200,332	1,042,672

Urban and Rural Population

The section shows the data on the urban and rural population and the urbanization rate or percent of the urban population to the total population. The urban and rural classification was predicted using the 2010 CPH and 2015 POPCEN.

The classification of each barangay was based under PSA Board Resolution No. 1, series of 2017, "Adoption of the Operational Definition of Urban Areas in the Philippines," ratifying and adopting the Board Resolutions issued by the former National Statistical Coordination Board (NSCB).

In the Philippines, the local definitions of urban and rural population as defined by the Philippine Statistics Authority are as follows:

- i) Category 1 – Barangays with a population size of 5,000 or more, or

- ii) Category 2 – Barangays with at least one establishment with a minimum of 100 employees, or,
- iii) Category 3 – Barangays with five or more establishments with 10 to 99 employees, and five or more facilities within the two-kilometer radius from the barangay hall

A barangay which does not satisfy any of the three criteria is classified as rural. Further, all barangays in the National Capital Region are automatically classified as urban.

The definition of urban barangay shifted to this following the resolution mentioned above from the 1970 description of urban barangays included in NSCB Resolution No. 9, series of 2003.

Based on the Philippine Standard Geographic Code and 2015 Census of Population, 37.03 percent or 307 barangays in Cavite are categorized as urban barangays. Moreover, Cavite has a total of 522 rural barangays representing 62.97 percent.

In 2015, the level of urbanization or the proportion of the urban population to the total population was 72.02 percent. It means that of the 3.7 million population in the province of Cavite in 2015, 2,649,060 resides in the classified urban areas.

It is also notable that the urban population is higher than the rural population even though there are more rural barangays in the province.

On the other hand, one city and eight municipalities are considered more "rurally" populated in the province. In these areas, Noveleta has the highest urbanization level at 42.42 percent, followed by Alfonso (25.33%). Indang (92.68%), Maragondon (96.37%), and Cavite City (96.34%) have a rural population that is more than 90 percent of its total population. Some barangays in these municipalities have to retain their category as rural because they are primarily devoted to agricultural purposes.

Cavite's urban population grew at a rate of 5.99 percent annually, on average, from 2010 to 2015. However, Amadeo, Mendez, and Cavite City had experienced a counter-urbanization from 2010 to 2015. This decline in the level of urbanization is a matter of concern that needs attention.

The tempo of urbanization expresses the speed at which an area is moving toward urban classification urbanity. Cavite is moving to urbanity at a rate of 7.90 annually, on the average, for the period 2010 to 2015. Trece Martires City is the fastest city in moving towards urbanity at a rate of 40.30 percent. Remarkably, the cities and municipalities are moving towards urbanity at a positive pace except for Cavite City, Amadeo, and Indang, while General Emilio Aguinaldo and Magallanes remains to have a completely rural population.

Table 3.11 Urban and Rural Demography by City/Municipality, Province of Cavite: 2015

City/Municipality	Barangays		Population		Average Annual Growth Rate		Level of Urbanization	Tempo of Urbanization
	Urban	Rural	Urban	Rural	Urban	Rural		
1st District	31	112	153,145	189,679			44.67	
Cavite City	5	79	3,763	99,043	-14.16	1.26	3.66	-15.43
Kawit	10	13	49,547	33,919	2.47	-0.39	59.36	2.85
Noveleta	5	11	19,450	26,396	4.30	0.23	42.42	4.07
Rosario	11	9	80,385	30,321	7.57	-3.95	72.61	11.52
2nd District	51	22	542,877	57,732			90.39	
City of Bacoor	51	22	542,877	57,732	3.79	-4.54	90.39	8.33
3rd District	47	50	295,049	108,736			73.07	
City of Imus	47	50	295,049	108,736	10.21	-2.55	73.07	12.75
4th District	43	32	553,095	105,924			83.93	
City of Dasmariñas	43	32	553,095	105,924	4.02	-3.27	83.93	7.29
5th District	44	61	338,175	162,610			67.53	
Carmona	6	8	86,814	10,743	5.49	2.51	88.99	2.98
Gen. Mariano Alvarez	13	14	103,724	51,419	5.05	-2.41	66.86	7.46
Silang	25	39	147,637	100,448	6.03	-0.83	59.51	6.86
6th District	20	13	295,188	19,115			93.92	
City of General Trias	20	13	295,188	19,115	6.93	-11.23	93.92	18.16
7th District	35	81	344,331	140,818			70.97	
Amadeo	-	26	-	37,649	-100.00	2.54	-	-102.54
Indang	1	35	4,799	60,800	14.56	0.35	7.32	14.21
Tanza	22	19	185,231	40,957	6.86	-6.42	81.89	13.28
Trece Martires City	12	1	154,301	1,412	9.69	-30.61	99.09	40.30
8th District	36	151	127,200	244,627			34.21	
Alfonso	7	25	13,130	38,709	6.45	-0.20	25.33	6.65
Gen. Emilio Aguinaldo	-	14	-	22,220	0.00	4.64	-	-4.64
Magallanes	-	16	-	22,727	0.00	1.30	-	-1.30
Maragondon	1	26	1,368	36,352	17.90	0.88	3.63	17.02
Mendez	-	24	-	31,529	-100.00	3.49	-	-103.49
Naic	8	22	55,212	56,242	12.51	-0.72	49.54	13.23
Tagaytay City	17	17	45,906	25,275	18.53	-9.71	64.49	28.24
Ternate	3	7	11,584	11,573	17.30	-3.93	50.02	21.23
CAVITE	307	522	2,649,060	1,029,241	5.99	-1.91	72.02	7.90

Source: POPCEN 2015, Philippine Statistics Authority

Poverty Statistics

Poverty, as defined in the dictionary, is the “state of one who lacks the usual or socially acceptable amount of money or material possessions.”

In Cavite, the annual per capita poverty threshold and poverty incidence among families have an increasing trend, which indicates that every three years, the minimum income of a family of five needs to increase to afford the necessities. Despite these, Cavite is still considered one of the least poor provinces in the Philippines.

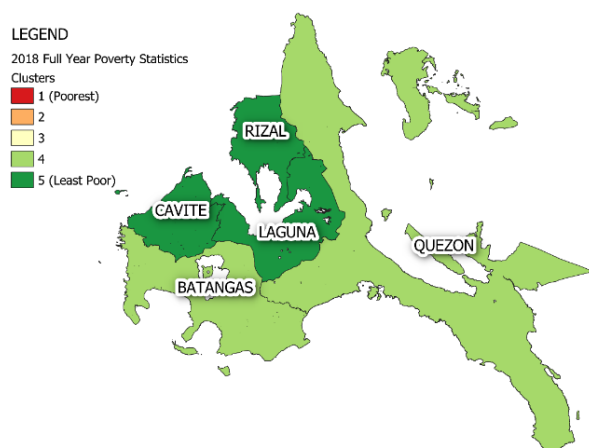


Figure 3.12 Cluster of Provinces based on Poverty Incidence among Families, Region 4A: 2018

Food and Poverty Threshold

As defined by the Philippine Statistics Authority, food threshold is the minimum income required to meet the basic food needs, satisfying the nutritional requirements set by the Food and Nutrition Research Institute (FNRI) to ensure that one remains economically and socially productive. On the other hand, poverty threshold is the minimum income required to meet the basic food and non-food needs such as clothing, fuel, light and water, housing, rental of occupied dwelling units, transportation and communication, health and education expenses, non-durable furnishing, household operations and personal care and effects.

Table 3.12 Monthly Food Threshold and Poverty Threshold for a Family of Five: 2015 and 2018

	Food Threshold			Poverty Threshold		
	2015	2018	Diff.*	2015	2018	Diff.*
Philippines	6,605	7,528	14.0	9,452	10,727	13.5
Region IV-A	7,558	7,856	3.9	10,639	11,604	9.1
Cavite	8,014	8,497	6.0	11,411	12,156	6.5

*percentage difference

Source: Full Year 2018 Official Poverty Statistics, Philippine Statistics Authority

In 2018, a Caviteño family of five needs to earn at least PhP 8,497.00 was needed to meet the family's basic food needs monthly. It is higher than that of the whole Philippines and Region IV-A by PhP 969.00 and PhP 641.00, respectively. Furthermore, at least PhP 12,156.00,

on average, was needed to meet both basic food and non-food needs of a family of five in a month. Likewise, it is higher than that of the country and region by PHP 1,429.00 and PHP 552.00, respectively. We can say that the cost of living in Cavite is generally higher than most of the areas in the Philippines, as reflected by the lower poverty threshold in the national line.

Poverty among Caviteño families and individuals

As defined by PSA, poverty incidence is the proportion of families and individuals whose income is below the poverty line to the total number of families and population, respectively. On the other hand, subsistence incidence refers to the proportion of Filipinos whose incomes fall below the food threshold. The population with income that falls below the poverty are considered poor while the population with income below the food threshold are considered subsistence poor, food poor, and extremely poor.

The subsistence incidence also shows the proportion of the population who do not have enough income to meet the basic food needs while poverty incidence shows the proportion of the population who do not have sufficient income to meet the basic food and non-food needs.

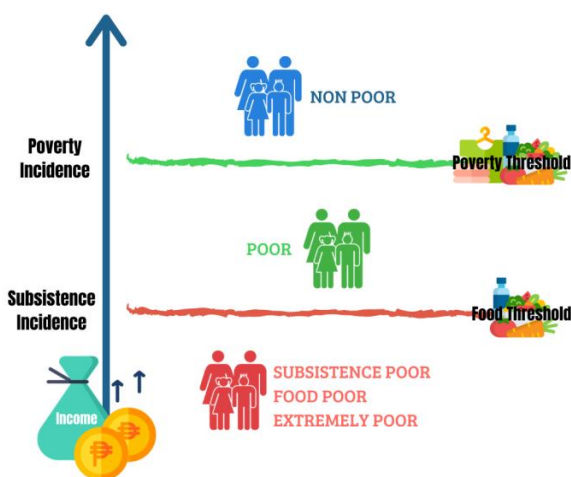


Figure 3.13 Conceptual Framework of how poverty is estimated

Poverty incidence among Caviteño families was estimated at 3.7 percent in 2018. It can be interpreted as approximately four out of 100 families in Cavite or 3.7 percent of families in Cavite did not have sufficient income to meet their basic food and non-food needs in 2018. The poverty incidence in the province significantly decreased by 2.4 percentage points in 2018 from 6.1 percent in 2015. The poverty incidence in the province is also lower than the region and national poverty incidence among families.

Table 3.13 Full Year Poverty Incidence among Families: 2015 and 2018

	Full Year Poverty Incidence among Families (%)			Standard Error	
	2015	2018	Difference	2015	2018
Philippines	17.9	12.1	-5.8*	0.4	0.2
Region IV-A	9.1	5.0	-4.1*	0.8	0.4
Cavite	6.1	3.7	-2.4*	1.1	0.7

*significantly different at $\alpha=10\%$

Source: Full Year 2018 Official Poverty Statistics, Philippine Statistics Authority

In 2018, it is estimated that 36,800 families in Cavite do not have sufficient income to meet their basic food and non-food needs. They are considered the poor families in the province. The number of poor families increased from estimated 58,400 poor families in 2015, despite the decrease in the poverty incidence among families. The increase in the estimated number may be due to the continued rapid increase in population in the province caused by the influx of in-migration. The estimated number in Cavite is 19.33 percent of the total estimated magnitude of poor families in Region IV-A.

Table 3.14 Magnitude of Poor Families: 2015 and 2018

	Magnitude of Poor Families Estimates*		Standard Error	
	2015	2018	2015	2018
Philippines	4,138.4	3,004.6	86.0	42.4
Region IV-A	312.8	190.4	32.1	14.5
Cavite	51.3	36.8	11.5	7.1

*estimates at '000

Source: Full Year 2018 Official Poverty Statistics, Philippine Statistics Authority

Poverty incidence among individuals was estimated at 5.3 percent, which means that five out of 100 Caviteños or 5.3 percent of Caviteños did not have sufficient income to meet their basic food and non-food needs in 2018. During the same period in 2015, the poverty incidence among individuals in Cavite was estimated at 9.0 percent. The poverty incidence among the population significantly decreased by 3.7 percentage points.

Table 3.15 Full Year Poverty Incidence among Population: 2015 and 2018

	Full Year Poverty Incidence among Population (%)			Standard Error	
	2015	2018	Difference	2015	2018
Philippines	23.5	16.6	-6.9*	0.5	0.2
Region IV-A	12.2	7.1	-5.1*	1.0	0.5
Cavite	9.0	5.3	-3.7*	1.6	1.0

*significantly different at $\alpha=10\%$

Source: Full Year 2018 Official Poverty Statistics, Philippine Statistics Authority

About 211,200 Filipinos in Cavite have income that falls below the poverty threshold in 2018. It was estimated at 313,300 in 2015. Same as the magnitude of poor families estimate, Cavite is the only province in the region that has an increase in the magnitude. The magnitude is 19.17 percent of the region's magnitude.

Table 3.16 Magnitude of Poor Families: 2015 and 2018

	Magnitude of Poor Families Estimates*		Standard Error	
	2015	2018	2015	2018
Philippines	23,677.7	17,670.2	495.0	246.8
Region IV-A	1,793.3	1,102.0	176.1	82.5
Cavite	313.3	211.2	71.2	41.7

*estimates at '000

Source: Full Year 2018 Official Poverty Statistics, Philippine Statistics Authority

The subsistence incidence among families was estimated at 0.9 percent, which means that approximately one out of 100 families or 0.9 percent of families in Cavite did not have enough income needed to meet their basic food needs during 2018. It decreased by 0.6 percentage points from the subsistence incidence of 1.5 percent in 2015. Moreover, the subsistence incidence in Cavite is much lower than that of the country; thus, it can be said that the

quality of life in Cavite is better than in most places in the country, wherein 99.1 percent of families can provide their basic food needs.

Table 3.17 Full Year Subsistence Incidence among Families: 2015 and 2018

	Full Year Subsistence Incidence among Families (%)			Standard Error	
	2015	2018	Difference	2015	2018
Philippines	6.5	3.4	-3.1*	0.2	0.1
Region IV-A	2.6	1.0	-1.6*	0.4	0.1
Cavite	1.5	0.9	-0.6	0.5	0.3

*significantly different at $\alpha=10\%$

Source: Full Year 2018 Official Poverty Statistics, Philippine Statistics Authority

The 0.9 percent estimate of subsistence incidence among families in Cavite translates to 9,000 families that fall below the food threshold of the province in 2018. It covers 24.39 percent of the total subsistence poor families' magnitude in the region. The estimate decreased by approximately 3,500 from the subsistence poor families' magnitude in 2015.

Table 3.18 Magnitude of Subsistence Poor Families: 2015 and 2018

	Magnitude of Subsistence Poor Families Estimates*		Standard Error	
	2015	2018	2015	2018
Philippines	1,489.8	839.5	50.9	20.7
Region IV-A	87.2	36.9	13.1	5.2
Cavite	12.5	9.0	4.5	3.0

*estimates at '000

Source: Full Year 2018 Official Poverty Statistics, Philippine Statistics Authority

The subsistence incidence among the population was estimated at 1.3 percent, which means that one out of 100 individuals in Cavite or 1.3 percent of the population did not have enough income needed to meet their basic food needs in 2018. The figure decreased by 1.2 percentage points from 2.5 percent in 2015.

Table 3.19 Full Year Subsistence Incidence among Population: 2015 and 2018

	Full Year Subsistence Incidence among Population (%)			Standard Error	
	2015	2018	Difference	2015	2018
Philippines	9.1	5.2	-3.9	0.3	0.1
Region IV-A	3.7	1.5	-2.2	0.5	0.2
Cavite	2.5	1.3	-1.2	0.8	0.5

*significantly different at $\alpha=10\%$

Source: Full Year 2018 Official Poverty Statistics, Philippine Statistics Authority

The subsistence incidence among the population translates to 53,200 individuals whose income falls below the food threshold in the province in 2018. It covers 23.18 percent of the total magnitude of food poor Filipinos in the region. The magnitude of food poor Caviteños was estimated at 86,600 in 2015.

Table 3.20 Magnitude of Subsistence Poor Population: 2015 and 2018

	Magnitude of Subsistence Poor Population Estimates*		Standard Error	
	2015	2018	2015	2018
Philippines	1,489.8	839.5	50.9	20.7
Region IV-A	87.2	36.9	13.1	5.2
Cavite	12.5	9.0	4.5	3.0

*estimates at '000

Source: Full Year 2018 Official Poverty Statistics, Philippine Statistics Authority

In addition, PSA also releases other poverty-related statistics such as:

- Income Gap:** measures the average income required by the poor to get out of poverty, expressed relative to the poverty threshold
- Poverty Gap:** the income shortfall (expressed in proportion to the poverty threshold) of families with income below the poverty threshold, divided by the total number of families.
- Severity of Poverty:** the total of the squared income shortfall (expressed in proportion to the poverty threshold) of families with income below the poverty threshold, divided by the total number of families. It is a poverty measure that is sensitive to income distribution among the poor.

In 2018, incomes of poor families were short by 20.5 percent of the poverty threshold, on average. It increased by 2.0 percentage points from that of 2015.

Table 3.21 Income Gap, Poverty Gap, and Severity of Poverty: 2015 and 2018

	Income Gap		Poverty Gap		Severity of Poverty	
	2015	2018	2015	2018	2015	2018
Philippines	25.1	21.7	4.5	2.6	1.7	0.9
Region IV-A	21.3	18.5	2.0	0.9	0.7	0.3
Cavite	18.5	20.5	1.1	0.8	0.3	0.2

Source: Full Year 2018 Official Poverty Statistics, Philippine Statistics Authority

Present Status of Well-being

Well-being is a positive outcome that is meaningful for people and many sectors of society. It tells the perception of an individual that his/her life is going well.

Good living conditions, the like of housing and employment, are fundamental to well-being. Tracking these conditions is vital for public policy.

This section talks about the present status of well-being in Cavite, precisely, the status of health, social welfare, education, housing, employment and income, recreation and sports facilities, and protective services in the province.

Education

Education is a vital human right and plays a role in the better development of an individual. It deals with gaining knowledge and skills that may help every individual to better provide for themselves and their family, to work better and create opportunities for sustainable and viable economic growth, and to encourage transparency, good governance, and stability. The impact of investment in education is profound, where education results in raising income, improving health, promoting gender equality, mitigating climate change, and reducing poverty. (Global Partnership for Education, 2012)

By the implementation of Republic Act 9155, known as "The Governance of Basic Education Act of 2001", formally renamed Department of Education, Culture and Sports (DECS) as the Department of Education (DepEd) and transferred sports and culture to the National Commission for the Culture and Arts and the Philippine Sports Commission. The said act is the law that institutes a framework of governance for basic education and establishing authority and accountability. The six years of elementary education and four years of high school constitutes the educational system in the country.

In 2012, the educational system in the Philippines was changed into a K-12 curriculum that covers 13 years of basic education with four stages such as Kindergarten to Grade 3; Grade 4 to Grade 6; Grade 7 to 10 (Junior High School); and Grade 11 to 12 (Senior High School). By law, these levels are considered compulsory.

At the basic education level, DepEd sets overall educational standards and mandates standardized tests for the K-12

basic education system. At the higher education level, the Commission on Higher Education (CHED) supervises and regulates colleges and universities, while Technical Education and Skills Development Authority (TESDA) for technical and vocational education programs and institutions.

In Cavite, one of the vital objectives of the government is to provide quality education to every Caviteños. With the help of the Department of Education, Commission on Higher Education, and Technical Education and Skills Development Authority, it brought about the outstanding literacy and competitiveness of Caviteños.

In S.Y. 2019-2020, a total of 1,667 educational institutions are in Cavite - 551 public institutions (33.05%) and 1,116 private institutions (66.95%). Most schools are located in the City of Bacoor, followed by the City of Dasmariñas and the City of Bacoor.

Table 3.22 Number of School Institutions by Type, Level and City/Municipality, Province of Cavite: S.Y. 2019 – 2020

City/Municipality	Public Institutions				Private Institutions				All Schools ^b
	Kinder and Elementary	Junior High School ^a	Senior High School ^a	HEI	Total	K – 12	HEI	Total	
1st District	38	7	6	2	53	55	4	59	112
Cavite City	12	2	2	1	17	18	3	21	38
Kawit	11	2	1	0	14	16	0	16	30
Noveleta	7	1	1	0	9	10	0	10	19
Rosario	8	2	2	1	13	11	1	12	25
2nd District	28	10	5	1	44	290	7	297	341
City of Bacoor	28	10	5	1	44	290	7	297	341
3rd District	26	5	4	1	36	144	6	150	186
City of Imus	26	5	4	1	36	144	6	150	186
4th District	28	12	8	1	49	167	15	182	231
City of Dasmariñas	28	12	8	1	49	167	16	183	232
5th District	63	10	7	4	84	115	10	125	209
Carmona	9	1	1	1	12	13	1	14	26
Gen. M. Alvarez	8	2	2	1	13	36	1	37	50
Silang	46	7	4	2	59	66	8	74	133
6th District	27	8	1	1	37	97	2	99	136
City of Gen. Trias	27	8	1	1	37	97	2	99	136
7th District	66	15	10	4	95	112	4	116	211
Amadeo	10	4	3	0	17	13	1	14	31
Indang	27	2	2	1	32	13	0	13	45
Tanza	16	4	3	1	24	46	2	48	72
Trece Martires City	13	5	2	2	22	40	1	41	63
8th District	105	28	16	4	153	79	8	87	240
Alfonso	18	6	3	1	28	10	0	10	38
Gen. E. Aguinaldo	10	1	1	0	12	4	0	4	16
Magallanes	10	2	1	0	13	6	2	8	21
Maragondon	15	5	3	1	24	3	0	3	27
Mendez	7	4	2	0	13	11	0	11	24
Naic	23	5	1	1	30	24	2	26	56
Tagaytay City	17	3	3	1	24	20	3	23	47
Ternate	5	2	2	0	9	1	1	2	11
Total	381	95	57	18	551	1,059	57	1,116	1,667

^a public integrated JHS/SHS counted individually

^b does not include other institutions (not HEIs) that offers technical-vocational courses

Source: Department of Education Cavite Division Offices, Higher Education Institutions in Cavite, Technical Education and Skills Development Authority Cavite

Elementary Education

Elementary education is the first step of the Philippine educational system. It refers to the stage of compulsory basic education, which includes Kindergarten and six years of essential education informally divided into three years of primary level and three years of intermediate level. Elementary education general subjects include Mother Tongue, Filipino, English, Mathematics, Science, Araling Panlipunan, Edukasyon sa Pagpapakatao, MAPEH, and Edukasyong Pantahanan at Pangkabuhayan (EPP).

For S.Y. 2019-2020, a total enrolment of 504,251 students is recorded in elementary education, wherein 431,785 (85.63%) students are enrolled in 381 public elementary schools in Cavite and 72,466 (14.37%) students in private schools. The overall elementary enrolment in the province has increased by 3.96 percent from 485,056 in S.Y. 2018-2019. Notably, the bulk of enrolment is mostly in the cities and bigger municipalities wherein most elementary schools are located. Moreover, enrolment in elementary education is still dominated by public institutions despite the numerous private elementary institutions in the province. It may be attributed to the high cost in private schools

compared to free education in public schools. Also, 50.81 percent of elementary enrollees are male while 49.57 percent are female.

In public institutions, an increase of 11.30 percent in enrolment is recorded. The City of Dasmariñas has the highest enrolment, which accounts for 17.03 percent. The Cities of Bacoor and General Trias followed, comprising 12.23 percent and 9.47 percent, respectively. Conversely, Gen. Emilio Aguinaldo has the least number of enrolments accounting for 0.54 percent of the total public school enrolment.

In private institutions, a decrease of 25.37 percent is recorded. Most enrolments are in the City of Bacoor, comprising 33.70 percent of the total private school enrolment. The Cities of Imus and Dasmariñas followed, covering 22.85 percent and 22.34 percent, respectively. On the other hand, Gen. Emilio Aguinaldo has the least number of private school enrolments, which covers 0.30 percent.

Table 3.23 Enrolment in Public Elementary Education by City/Municipality, Province of Cavite: S.Y. 2017-2018 – S.Y. 2019-2020

City/Municipality	S.Y. 2017-2018			Public Enrolment				S.Y. 2019 – 2020 ^b			
	Male	Female	Total	Male	Female	Total	% Change	Male	Female	Total	% Change
1st District	19,989	19,045	39,034	20,099	18,772	38,871	-0.42	18,571	17,802	36,373	-6.43
Cavite City	6,080	5,885	11,965	6,185	5,493	11,678	-2.40	5,008	4,956	9,964	-14.68
Kawit	4,356	4,075	8,431	4,613	4,227	8,840	4.85	4,324	4,049	8,373	-5.28
Noveleta	2,199	2,111	4,310	2,242	2,133	4,375	1.51	2,193	2,090	4,283	-2.10
Rosario	7,354	6,974	14,328	7,059	6,919	13,978	-2.44	7,046	6,707	13,753	-1.61
2nd District	27,650	25,577	53,227	27,253	25,569	52,822	-0.76	27,334	25,456	52,790	-0.06
City of Bacoor	27,650	25,577	53,227	27,253	25,569	52,822	-0.76	27,334	25,456	52,790	-0.06
3rd District	22,039	20,275	42,314	21,600	20,377	41,977	-0.80	20,941	18,798	39,739	-5.33
City of Imus	22,039	20,275	42,314	21,600	20,377	41,977	-0.80	20,941	18,798	39,739	-5.33
4th District	38,460	35,713	74,173	37,260	33,920	71,180	-4.04	38,187	35,334	73,521	3.29
City of Dasmariñas ^a	38,460	35,713	74,173	37,260	33,920	71,180	-4.04	38,187	35,334	73,521	3.29
5th District	32,598	29,986	62,584	32,256	29,914	62,170	-0.66	32,782	30,050	62,832	1.06
Carmona	5,117	4,870	9,987	5,224	4,946	10,170	1.83	5,280	4,957	10,237	0.66
Gen. M. Alvarez	10,852	9,943	20,795	10,156	9,334	19,490	-6.28	10,664	9,667	20,331	4.32
Silang	16,629	15,173	31,802	16,876	15,634	32,510	2.23	16,838	15,426	32,264	-0.76
6th District	19,311	18,291	37,602	19,819	18,726	38,545	2.51	21,137	19,750	40,887	6.08
City of Gen. Trias	19,311	18,291	37,602	19,819	18,726	38,545	2.51	21,137	19,750	40,887	6.08
7th District	34,413	32,194	66,607	36,415	33,893	70,308	5.56	38,259	35,204	73,463	4.49
Amadeo	2,231	1,988	4,219	2,204	1,927	4,131	-2.09	2,247	2,058	4,305	4.21
Indang	3,871	3,527	7,398	3,862	3,513	7,375	-0.31	3,831	3,403	7,234	-1.91
Tanza	15,916	15,005	30,921	16,851	15,669	32,520	5.17	17,982	16,601	34,583	6.34
Trece Martires City	12,395	11,674	24,069	13,498	12,784	26,282	9.19	14,199	13,142	27,341	4.03
8th District	25,842	23,660	49,502	26,185	24,438	50,623	2.26	27,131	25,049	52,180	3.08
Alfonso	3,555	3,131	6,686	3,462	3,184	6,646	-0.60	3,444	3,163	6,607	-0.59
Gen. E. Aguinaldo	1,316	1,093	2,409	1,255	1,067	2,322	-3.61	1,227	1,089	2,316	-0.26
Magallanes	1,438	1,287	2,725	1,375	1,281	2,656	-2.53	1,372	1,292	2,664	0.30
Maragondon	2,691	2,422	5,113	2,674	2,481	5,155	0.82	2,653	2,432	5,085	-1.36
Mendez	1,838	1,745	3,583	1,829	1,793	3,622	1.09	1,862	1,834	3,696	2.04
Naic	8,800	8,115	16,915	9,291	8,673	17,964	6.20	10,217	9,425	19,642	9.34
Tagaytay City	4,606	4,301	8,907	4,698	4,382	9,080	1.94	4,745	4,296	9,041	-0.43
Ternate	1,598	1,566	3,164	1,601	1,577	3,178	0.44	1,611	1,518	3,129	-1.54
Total	220,302	204,741	425,043	201,068	186,883	387,951	-8.73	224,342	207,443	431,785	11.30

^a City of Dasmariñas' enrolment in S.Y. 2018 – 2019 is from the Department of Education Region IV-A while S.Y. 2017-2018 and S.Y. 2019-2020 are from Department of Education City of Dasmariñas Division Office

^b public enrolment in Kawit, Noveleta, Rosario, Carmona, General Mariano Alvarez, Silang, City of General Trias, Amadeo, Indang, Tanza, Trece Martires City, Alfonso, General Emilio Aguinaldo, Magallanes, Maragondon, Mendez, Naic, Tagaytay City, and Ternate includes non-graded enrolment

Source: Department of Education Division Offices of Cavite, Cavite City, City of Bacoor, City of Imus, City of Dasmariñas, City of General Trias, Region IV-A

Table 3.24 Private Elementary Education by City/Municipality, Province of Cavite: S.Y. 2017-2018 – S.Y. 2019-2020

City/Municipality	S.Y. 2017-2018			S.Y. 2018-2019			%	Private Enrolment			
	Male	Female	Total	Male	Female	Total		Male	Female	Total	%
1st District	2,302	2,251	4,553	2,347	2,284	4,631	1.71	2,295	2,200	4,495	-2.94%
Cavite City	550	534	1,084	481	497	978	-9.78	497	484	981	0.31%
Kawit	796	814	1,610	792	784	1,576	-2.11	787	761	1,548	-1.78%
Noveleta	574	529	1,103	583	569	1,152	4.44	600	607	1,207	4.77%
Rosario	382	374	756	491	434	925	22.35	411	348	759	-17.95%
2nd District	13,716	12,592	26,308	12,194	9,851	22,045	-16.2	12,650	11,771	24,421	10.78%
City of Bacoor	13,716	12,592	26,308	12,194	9,851	22,045	-16.2	12,650	11,771	24,421	10.78%
3rd District	10,200	9,547	19,747	10,217	9,548	19,765	0.09	8,861	7,697	16,558	-16.23%
City of Imus	10,200	9,547	19,747	10,217	9,548	19,765	0.09	8,861	7,697	16,558	-16.23%
4th District	7,142	6,738	13,880	9,933	9,020	18,953	36.55	8,504	7,686	16,190	-14.58%
City of Dasmariñas ^a	7,142	6,738	13,880	9,933	9,020	18,953	36.55	8,504	7,686	16,190	-14.58%
5th District	6,192	5,671	11,863	6,309	5,651	11,960	0.82	6,470	5,921	12,391	3.60%
Carmona	947	808	1,755	911	798	1,709	-2.62	880	734	1,614	-5.56%
Gen. M. Alvarez	2,140	1,889	4,029	2,389	2,174	4,563	13.25	2,281	2,091	4,372	-4.19%
Silang	3,105	2,974	6,079	3,009	2,679	5,688	-6.43	3,309	3,096	6,405	12.61%
6th District	5,633	5,177	10,810	6,304	5,790	12,094	11.88	5,770	5,344	11,114	-8.10%
City of Gen. Trias	5,633	5,177	10,810	6,304	5,790	12,094	11.88	5,770	5,344	11,114	-8.10%
7th District	5,833	5,441	11,274	6,279	5,793	12,072	7.08	6,508	5,903	12,411	2.81%
Amadeo	580	531	1,111	611	550	1,161	4.5	603	529	1,132	-2.50%
Indang	655	611	1,266	678	629	1,307	3.24	678	635	1,313	0.46%
Tanza	2,834	2,596	5,430	3,073	2,861	5,934	9.28	3,298	2,979	6,277	5.78%
Trece Martires City	1,764	1,703	3,467	1,917	1,753	3,670	5.86	1,929	1,760	3,689	0.52%
8th District	3,609	3,464	7,073	3,975	3,704	7,679	8.57	3,953	3,681	7,634	-0.59%
Alfonso	660	583	1,243	735	687	1,422	14.4	691	639	1,330	-6.47%
Gen. E. Aguinaldo	100	73	173	143	99	242	39.88	130	86	216	-10.74%
Magallanes	327	320	647	313	322	635	-1.85	286	287	573	-9.76%
Maragondon	125	131	256	134	111	245	-4.3	261	204	465	89.80%
Mendez	462	447	909	488	470	958	5.39	437	430	867	-9.50%
Naic	881	913	1,794	985	958	1,943	8.31	1,022	992	2,014	3.65%
Tagaytay City	1,054	997	2,051	1,177	1,057	2,234	8.92	1,126	1,043	2,169	-2.91%
Ternate	-	-	-	-	-	-	-	-	-	-	-
Total	54,627	50,881	105,508	51,254	45,851	97,105	-7.96	31,876	42,517	72,466	-25.37%

^a City of Dasmariñas' enrolment in S.Y. 2018 – 2019 is from the Department of Education Region IV-A while S.Y. 2017-2018 and S.Y. 2019-2020 are from Department of Education City of Dasmariñas Division Office

^b private enrolment includes non-graded enrolment

Source: Department of Education Division Offices of Cavite, Cavite City, City of Bacoor, City of Imus, City of Dasmariñas, City of General Trias, Region IV-A

The number of elementary graduates (Grade 6) for S.Y. 2018-2019 is presented in the table below.

Table 3.25 Number of Elementary Graduates (Grade 6) by School Division Office, Province of Cavite: S.Y. 2018-2019

Division	Public			Private		
	Male	Female	Total	Male	Female	Total
City of Bacoor	3,887	3,853	7,740	NDA	NDA	NDA
Cavite	NDA	NDA	NDA	NDA	NDA	NDA
Cavite City	2,096	2,002	4,098	536	725	1,261
City of Gen. Trias	NDA	NDA	NDA	NDA	NDA	NDA
City of Dasmariñas	3,493	3,455	6,948	NDA	NDA	NDA
City of Imus	3,386	3,169	6,555	1,147	1,112	2,259

^a Division of Cavite includes Kawit, Noveleta, Rosario, Carmona, General Mariano Alvarez, Silang, Amadeo, Tanza, Trece Martires City, Alfonso, General Emilio Aguinaldo, Indang, Magallanes, Maragondon, Mendez, Naic, Tagaytay City, and Ternate

Source: Department of Education Division Offices of Cavite, Cavite City, City of Bacoor, City of Imus, City of Dasmariñas, City of General Trias

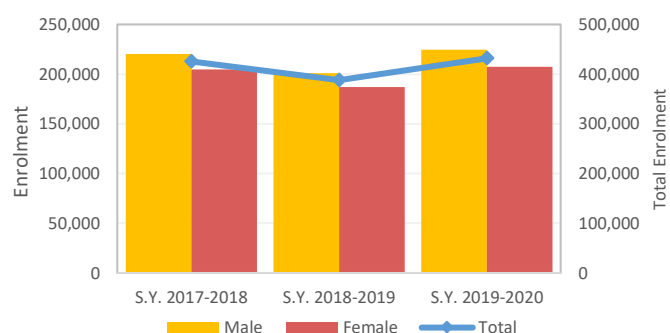


Figure 3.14 Comparative Number of Public Enrolment in Elementary Institutions, S.Y. 2017-2018 – S.Y. 2019-2020

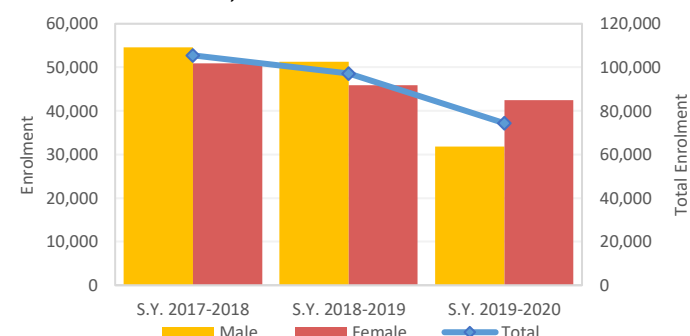


Figure 3.15 Comparative Number of Private Enrolment in Elementary Institutions, S.Y. 2017-2018 – S.Y. 2019-2020

The number of public elementary teachers has increased by 17.71 percent from 11,210 in S.Y. 2018-2019 to 13,195 in S.Y. 2019-2020. The increase in the number of public teachers resulted in a teacher to pupil ratio of 1:33, which means that Cavite has a generous teacher provision. It also explains that a public teacher teaches 33 public students on average. All cities and municipalities in Cavite's teacher to pupil ratio are all within or above the national mean ratio, meaning that Cavite has enough public teachers deployed. Magallanes remains to have excessive surplus teachers as well as the municipality of General Emilio Aguinaldo and Cavite City. The municipalities of Noveleta and Indang also has surplus teacher provision. The teacher deployment in the cities of Dasmarinas, General Trias, Trece Martires, and Tanza are within the national mean ratio. The rest of the cities and municipalities have generous teacher provision. Overall, the increase in the

number of teachers in the province resulted in a sufficient number of teachers to fill up the teacher shortage in some towns in the previous years and maintaining a generous teacher provision at the provincial level.

Table 3.26 Teacher Deployment Analysis

Teacher to Pupil Ratio	Code	Remarks
Less than 25	Blue	Excessive surplus teacher provision
25.00-29.99	Sky Blue	Surplus teacher provision
30.00-34.99	Green	Generous teacher provision
35.00-39.99	Yellow	National mean ratio
40.00-44.99	Gold	Manageable ratio
45.00-49.99	Orange	Moderate teacher shortage
More than 50.00	Red	Severe teacher shortage
No teacher available	Black	No nationally-funded teachers

Source: Department of Education

Table 3.27 Number of Public Teachers in Elementary Education Institutions and Public Teacher to Pupil Ratio by City/Municipality, Province of Cavite: S.Y. 2016-2017 – S.Y. 2019-2020

City/Municipality	Number of Teachers				Teacher to Pupil Ratio			
	S.Y. 2016-2017	S.Y. 2017-2018	S.Y. 2018-2019	S.Y. 2019-2020	S.Y. 2016-2017	S.Y. 2017-2018	S.Y. 2018-2019	S.Y. 2019-2020
1st District	1,237	1,230	1,271	1,320	1:33	1:32	1:31	1:28
Cavite City	476	473	472	455	1:27	1:25	1:25	1:22
Kawit	255	258	261	275	1:35	1:33	1:34	1:30
Noveleta	131	132	120	148	1:34	1:33	1:36	1:29
Rosario	375	367	418	442	1:39	1:39	1:33	1:31
2nd District	1,344	1,379	1,359	1,561	1:40	1:39	1:39	1:34
City of Bacoor	1,344	1,379	1,359	1,561	1:40	1:39	1:39	1:34
3rd District	930	930	1,258	1,213	1:45	1:45	1:33	1:33
City of Imus	930	930 ^a	1,258	1,213	1:45	1:45	1:33	1:33
4th District	1,875	1,765	2,148	2,079	1:39	1:42	1:33	1:35
City of Dasmarinas	1,875	1,765	2,148 ^b	2,079	1:39	1:42	1:33	1:35
5th District	1,662	1,616	1,799	1,978	1:38	1:39	1:35	1:32
Carmona	273	271	292	317	1:38	1:37	1:35	1:32
Gen. M. Alvarez	517	445	566	633	1:40	1:47	1:34	1:32
Silang	872	900	941	1,028	1:37	1:35	1:35	1:31
6th District	944	938	NDA	1,185	1:39	1:42	NDA	1:35
City of Gen. Trias	944	938	NDA	1,185	1:39	1:40	NDA	1:35
7th District	1,693	1,618	1,882	2,143	1:38	1:35	1:37	1:34
Amadeo	125	133	132	134	1:34	1:32	1:31	1:32
Indang	250	263	242	275	1:30	1:28	1:30	1:26
Tanza	758	670	810	953	1:39	1:46	1:40	1:36
Trece Martires City	560	552	698	781	1:41	1:44	1:38	1:35
8th District	1,388	1,459	1,493	1,716	1:35	1:33	1:34	1:30
Alfonso	195	196	208	213	1:35	1:34	1:32	1:31
Gen. E. Aguinaldo	92	89	86	96	1:26	1:27	1:27	1:24
Magallanes	111	122	109	110	1:25	1:22	1:24	1:24
Maragondon	108	171	168	171	1:48	1:30	1:31	1:30
Mendez	108	109	111	115	1:34	1:33	1:33	1:32
Naic	435	397	472	617	1:37	1:43	1:38	1:32
Tagaytay City	252	287	251	296	1:36	1:31	1:36	1:31
Ternate	87	88	88	98	1:37	1:40	1:36	1:32
Total	11,073	10,935	11,210^c	13,195	1:38	1:39	1:35^c	1:33

^akinder teachers not included

^bCity of Dasmarinas public teachers in S.Y. 2018-2019 from the Department of Education Region IV-A

^cexcludes public teachers in City of General Trias

Sources: Department of Education Division Offices of Cavite, Cavite City, City of Bacoor, City of Dasmarinas, City of Imus, City of General Trias, Region IV-A

In addition, there are 8,177 classrooms in elementary public institutions in the province. It resulted in a classroom to pupil ratio of 1:53, which means that in one classroom, 53 students are using it on average. It also means that Cavite does not meet Republic Act No. 7880 even with double shifting. RA 7880 is the Act providing for the fair and equitable allocation of the DepEd budget for capital outlay. However, the instructional room ratio in the

province has improved, since it has shifted from a severe shortage of classrooms to a category higher.

Some cities and municipalities in Cavite had met RA 7880 in one shift. It includes the following areas – Cavite City, Kawit, Noveleta, Rosario, Carmona, City of General Trias, Amadeo, Indang, General Emilio Aguinaldo, Magallanes, Mendez, Tagaytay City, and Ternate. Most shortages of

classrooms are in urban areas such as the City of Bacoor, City of Imus, City of Dasmarinas, Tanza, Trece Martires City, and Maragondon. However, there is an improvement with other towns. The most prominent improvement is in the municipality of Rosario, which does not meet RA 7880 even with double shifting in the previous year and meets RA 7880 with one shift in S.Y. 2019-2020.

Generally, there are enough public elementary schools in the province which are strategically located to be accessible to the general populace. The incessant increase in population resulted in a huge classroom backlog in the province. As of S.Y. 2019-2020, Cavite needs an additional of at least 1,211 classrooms in public elementary schools to comply with RA 7880.

Table 3.28 Instructional Room Analysis

Classroom to Pupil Ratio	Code	Remarks
Less than 46	Blue	Meet Republic Act 7880 ^a with one shift
46.00 – 50.99	Yellow	Fails to meet RA 7880 with one shift
51.00 – 55.99	Gold	Does not meet RA 7880 even with double shifting
More than 56	Red	Does not meet RA 7880, schools with severe shortage of classrooms ^b
No classroom available	Black	No existing instructional rooms

^a Republic Act No. 7880: An act of providing for the fair and equitable allocation of the DepEd budget for capital outlay

^b Classroom shortage: refers to the number of classrooms whose construction, in considering the number of students divided by the existing number of classrooms shall result in a student-classroom ratio of 45:1, classroom shall mean those exclusively used for instructional purposes and shall exclude offices, libraries, laboratories, workshops and the like

Source: Department of Education

Table 3.29 Number of Classrooms in Public Elementary Education Institutions and Public Classroom to Pupil Ratio by City/Municipality, Province of Cavite: S.Y. 2016-2017 – S.Y. 2019-2020

City/Municipality	Number of Classrooms			Classroom to Pupil Ratio		
	S.Y. 2017-2018	S.Y. 2018-2019	S.Y. 2019-2020	S.Y. 2017-2018	S.Y. 2018-2019	S.Y. 2019-2020
1st District	900	947	975			
Cavite City	350	362	369	1:43	1:41	1:37
Kawit	203	205	202	1:34	1:32	1:27
Noveleta	90	113	104	1:42	1:43	1:41
Rosario	257	267	300	1:48	1:39	1:41
2nd District	832	807	881			
City of Bacoor	832	807	881	1:56	1:52	1:46
3rd District	569	759	701			
City of Imus	569 ^a	759	701	1:64	1:65	1:60
4th District	1,039	NDA	942			
City of Dasmarinas	1,039	NDA	942	1:74	1:55	1:57
5th District	1,023	1,340	1,310			
Carmona	201	223	230	1:71	NDA	1:78
Gen. M. Alvarez	278	415	392	1:71	NDA	1:78
Silang	544	702	688	1:61	1:46	1:48
6th District	731	NDA	920			
City of Gen. Trias	731	NDA	920	1:50	1:46	1:45
7th District	1,081	1,638	1,268			
Amadeo	101	94	98	1:75	1:47	1:52
Indang	196	574	195	1:58	1:46	1:47
Tanza	454	557	547	1:51	NDA	1:44
Trece Martires City	330	413	428	1:51	NDA	1:44
8th District	1,170	1,175	1,180			
Alfonso	196	188	142	1:62	1:43	1:58
Gen. E. Aguinaldo	59	60	74	1:42	1:44	1:44
Magallanes	90	95	87	1:38	1:13	1:37
Maragondon	83	78	85	1:68	1:58	1:63
Mendez	94	92	91	1:73	1:64	1:64
Naic	331	326	368	1:42	1:43	1:44
Tagaytay City	258	273	260	1:34	1:35	1:47
Ternate	59	63	73	1:41	1:39	1:31
Total	7,345	6,666^b	8,177	1:30	1:28	1:31
				1:62	1:66	1:60
				1:38	1:39	1:41
				1:51	1:55	1:53
				1:35	1:33	1:35
				1:54	1:50	1:43
				1:58	1:58^b	1:53

^aCity of Imus public classrooms in S.Y. 2017-2018 from the Department of Education Region IV-A

^bexcludes public classrooms in City of Dasmarinas and City of General Trias

Sources: Department of Education Division Offices of Cavite, Cavite City, City of Bacoor, City of Imus, Region IV-A

Secondary Education

With the implementation of the K-12 program, the secondary school in the Philippines is divided into two having four years of “Junior High School” and two years of “Senior High School” to prepare graduates for tertiary education, middle-level skills development, employment, and entrepreneurship.

Junior High School

Students graduating from the elementary level automatically enroll in junior high, covering four years from grade 7 to grade 10.

The Department of Education (DepEd) specifies a compulsory curriculum for all junior high school students. There are five core subjects taught in Junior High: Science, Mathematics, English, Filipino, and Araling Panlipunan (Social Studies). Other subjects taught in all levels of junior high school include MAPEH, Values Education and Technology, and Livelihood Education.

The overall enrolment in junior high school education totaled 304,211 in S.Y. 2019-2020, which increased by 10.36 percent from 275,658 in S.Y. 2018-2019. The highest enrolment was recorded in the City of Dasmariñas,

covering 18.67 percent, and the lowest in General Emilio Aguinaldo with 0.43 percent.

Despite the larger number of private schools in Cavite, most enrolment is in public junior high institutions that sum up to 233,244 students accounting for 76.67 percent of the total enrollees. Most enrollees are in the City of Dasmariñas (17.77%), also with the most number of public JHS institutions. The City of Bacoor (10.60%) and the City of Imus (9.11%) followed. The least public JHS enrollees are in Magallanes (0.39%).

On the other hand, private JHS enrolment totaled 70,967, wherein most are in the City of Dasmariñas (21.61%), followed by City of Bacoor (20.69%) and City of Imus (14.79%) while the least is in General Emilio Aguinaldo (0.11%). In addition, there are no private JHS schools in Ternate.

In terms of sex, there is a total of 154,431 male junior high students (50.76%) and 149,780 female junior high students (49.24%) in SY 2019-2020.

Table 3.30 Enrolment in Public Junior High Education by City/Municipality, Province of Cavite: S.Y. 2017-2018 – S.Y. 2019-2020

City/Municipality	S.Y. 2017-2018			S.Y. 2018-2019				%	S.Y. 2019 – 2020 ^b			%
	Male	Female	Total	Male	Female	Total	Change		Male	Female	Total	Change
1st District	9,317	9,285	18,602	10,545	10,471	21,016	12.98		10,374	10,333	20,707	-1.47
Cavite City	3,075	3,056	6,131	3,280	3,372	6,652	8.50		3,169	3,187	6,356	-4.45
Kawit	2,497	2,510	5,007	2,860	2,843	5,703	13.90		2,925	2,942	5,867	2.88
Noveleta	800	779	1,579	981	891	1,872	18.56		1,068	959	2,027	8.28
Rosario	2,945	2,940	5,885	3,424	3,365	6,789	15.36		3,212	3,245	6,457	-4.89
2nd District	10,639	10,714	21,353	12,444	12,208	24,652	15.45		12,484	12,251	24,735	0.34
City of Bacoor	10,639	10,714	21,353	12,444	12,208	24,652	15.45		12,484	12,251	24,735	0.34
3rd District	11,180	10,874	22,054	11,599	11,475	23,074	4.63		10,740	10,513	21,253	-7.89
City of Imus	11,180	10,874	22,054	11,599	11,475	23,074	4.63		10,740	10,513	21,253	-7.89
4th District	19,136	19,242	38,378	20,154	19,618	39,772	3.63		21,126	20,323	41,449	4.22
City of Dasmariñas ^a	19,136	19,242	38,378	20,154	19,618	39,772	3.63		21,126	20,323	41,449	4.22
5th District	13,843	14,210	28,053	15,712	15,265	30,977	10.42		16,475	16,020	32,495	4.90
Carmona	2,729	2,769	5,498	2,963	2,785	5,748	4.55		2,966	2,975	5,941	3.36
Gen. M. Alvarez	4,801	4,856	9,657	5,327	5,173	10,500	8.73		5,585	5,332	10,917	3.97
Silang	6,313	6,585	12,898	7,422	7,307	14,729	14.20		7,924	7,713	15,637	6.16
6th District	8,828	8,527	17,355	9,141	9,045	18,186	4.79		10,565	10,093	20,658	13.59
City of Gen. Trias	8,828	8,527	17,355	9,141	9,045	18,186	4.79		10,565	10,093	20,658	13.59
7th District	17,056	17,607	34,663	21,598	20,643	42,241	21.86		21,641	21,395	43,036	1.88
Amadeo	1,489	1,333	2,822	1,535	1,377	2,912	3.19		1,646	1,439	3,085	5.94
Indang	1,384	1,331	2,715	1,542	1,482	3,024	11.38		1,686	1,589	3,275	8.30
Tanza	8,072	8,544	16,616	11,194	10,485	21,679	30.47		10,760	10,915	21,675	-0.02
Trece Martires City	6,111	6,399	12,510	7,327	7,299	14,626	16.91		7,549	7,452	15,001	2.56
8th District	12,399	12,279	24,678	13,634	13,415	27,049	9.61		14,594	14,317	28,911	6.88
Alfonso	1,862	1,708	3,570	1,961	1,806	3,767	5.52		2,041	1,940	3,981	5.68
Gen. E. Aguinaldo	488	492	980	572	537	1,109	13.16		607	566	1,173	5.77
Magallanes	362	342	704	454	406	860	22.16		488	413	901	4.77
Maragondon	2,075	2,108	4,183	2,098	2,112	4,210	0.65		2,194	2,173	4,367	3.73
Mendez	798	756	1,554	773	757	1,530	-1.54		838	780	1,618	5.75
Naic	2,691	2,607	5,298	3,265	3,193	6,458	21.90		3,746	3,755	7,501	16.15
Tagaytay City	3,244	3,519	6,763	3,657	3,795	7,452	10.19		3,723	3,819	7,542	1.21
Ternate	879	747	1,626	854	809	1,663	2.28		957	871	1,828	9.92
Total	102,398	102,738	205,136	105,686	103,095	208,781	1.78		117,999	115,245	233,244	11.72

^a City of Dasmariñas' enrolment in S.Y. 2018 – 2019 is from the Department of Education Region IV-A while S.Y. 2017-2018 and S.Y. 2019-2020 are from Department of Education City of Dasmariñas Division Office

^b public enrolment in Kawit, Noveleta, Rosario, Carmona, General Mariano Alvarez, Silang, City of Bacoor, Amadeo, Indang, Tanza, Trece Martires City, Alfonso, General Emilio Aguinaldo, Magallanes, Maragondon, Mendez, Naic, Tagaytay City, and Ternate includes non-graded enrolment

Source: Department of Education Division Offices of Cavite, Cavite City, City of Bacoor, City of Imus, City of Dasmariñas, City of General Trias, Region IV-A

Table 3.31 Enrolment in Private Junior High Education by City/Municipality, Province of Cavite: S.Y. 2017-2018 – S.Y. 2019-2020

City/Municipality	S.Y. 2017-2018			S.Y. 2018-2019			% Change	S.Y. 2019 – 2020 ^b			% Change
	Male	Female	Total	Male	Female	Total		Male	Female	Total	
1st District	1,759	1,697	3,456	1,769	1,779	3,548	2.66	1,946	1,919	3,865	8.93
Cavite City	367	333	700	294	303	597	-14.71	333	302	635	6.37
Kawit	527	500	1,027	567	528	1,095	6.62	602	565	1,167	6.58
Noveleta	421	434	855	438	477	915	7.02	464	466	930	1.64
Rosario	444	430	874	470	471	941	7.67	547	586	1,133	20.40
2nd District	7,536	7,235	14,771	4,930	6,974	11,904	-19.41	7,557	7,125	14,682	23.34
City of Bacoor	7,536	7,235	14,771	4,930	6,974	11,904	-2.82	7,557	7,125	14,682	2.28
3rd District	5,881	5,643	11,524	6,111	5,912	12,023	4.33	5,722	4,775	10,497	-12.69
City of Imus	5,881	5,643	11,524	6,111	5,912	12,023	4.33	5,722	4,775	10,497	-12.69
4th District	6,591	6,173	12,764	8,280	7,744	16,024	25.54	7,920	7,415	15,335	-4.30
City of Dasmarinas ^a	6,591	6,173	12,764	8,280	7,744	16,024	25.54	7,920	7,415	15,335	-4.30
5th District	5,359	6,031	11,390	5,649	6,166	11,815	3.73	5,852	6,341	12,193	3.20
Carmona	279	235	514	307	227	534	3.89	315	273	588	10.11
Gen. M. Alvarez	1,309	1,218	2,527	1,328	1,272	2,600	2.89	1,362	1,222	2,584	-0.62
Silang	3,771	4,578	8,349	4,014	4,667	8,681	3.98	4,175	4,846	9,021	3.92
6th District	2,603	2,389	4,992	2,790	2,616	5,406	8.29	852	860	1,712	-68.33
City of Gen. Trias	2,603	2,389	4,992	2,790	2,616	5,406	8.29	852	860	1,712	-68.33
7th District	3,036	2,771	5,807	3,100	2,884	5,984	3.05	3,401	3,215	6,616	10.56
Amadeo	94	88	182	167	153	320	75.82	106	105	211	-34.06
Indang	676	616	1,292	666	584	1,250	-3.25	760	667	1,427	14.16
Tanza	1,268	1,132	2,400	1,257	1,172	2,429	1.21	1,447	1,324	2,771	14.08
Trece Martires City	998	935	1,933	1,010	975	1,985	2.69	1,088	1,119	2,207	11.18
8th District	2,911	2,738	5,649	2,952	2,627	5,579	-1.24	3,182	2,885	6,067	8.75
Alfonso	488	500	988	493	468	961	-2.73	549	456	1,005	4.58
Gen. E. Aguinaldo	85	62	147	73	50	123	-16.33	77	54	131	6.50
Magallanes	499	442	941	490	397	887	-5.74	454	435	889	0.23
Maragondon	-	-	-	-	-	-	-	37	44	81	-
Mendez	458	450	908	457	453	910	0.22	443	443	886	-2.64
Naic	1,066	1,019	2,085	1,094	957	2,051	-1.63	1,224	1,126	2,350	14.58
Tagaytay City	315	265	580	345	302	647	11.55	398	327	725	12.06
Ternate	-	-	-	-	-	-	-	-	-	-	-
Total	35,676	34,677	70,353	32,791	34,086	66,877	-4.94	36,432	34,535	70,967	6.12

^a City of Dasmarinas' enrolment in S.Y. 2018 – 2019 is from the Department of Education Region IV-A while S.Y. 2017-2018 and S.Y. 2019-2020 are from Department of Education City of Dasmarinas Division Office

^b public enrolment in City of Bacoor includes non-graded enrolment

Source: Department of Education Division Offices of Cavite, Cavite City, City of Bacoor, City of Imus, City of Dasmarinas, City of General Trias, Region IV-A

The number of junior high school completers (Grade 10) for S.Y. 2018-2019 is presented in the table below.

Table 3.32 Number of Junior High School Completers (Grade 10) by School Division Office, Province of Cavite: S.Y. 2018-2019

Division	Public			Private		
	Male	Female	Total	Male	Female	Total
City of Bacoor	2,534	2,865	5,399	NDA	NDA	NDA
Cavite ^a	NDA	NDA	NDA	NDA	NDA	NDA
Cavite City	702	791	1,493	65	86	151
City of Gen. Trias	NDA	NDA	NDA	NDA	NDA	NDA
City of Dasmarinas	3,869	4,247	8,116	NDA	NDA	NDA
City of Imus	2,373	2,515	4,888	1,094	1,190	2,284

^a Division of Cavite includes Kawit, Noveleta, Rosario, Carmona, General Mariano Alvarez, Silang, Amadeo, Tanza, Trece Martires City, Alfonso, General Emilio Aguinaldo, Indang, Magallanes, Maragondon, Mendez, Naic, Tagaytay City, and Ternate

Source: Department of Education Division Offices of Cavite, Cavite City, City of Bacoor, City of Imus, City of Dasmarinas, City of General Trias

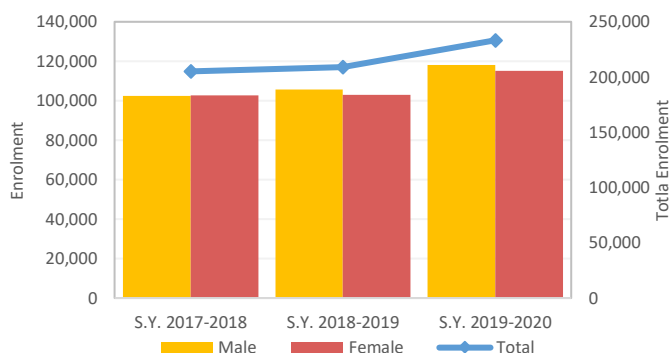


Figure 3.16 Comparative Number of Public Enrolment in Junior High School Institutions, S.Y. 2017-2018 – S.Y. 2019-2020

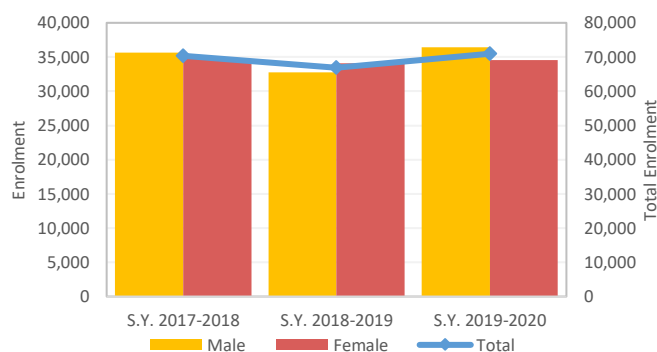


Figure 3.17 Comparative Number of Private Enrolment in Junior High School Institutions, S.Y. 2017-2018 – S.Y. 2019-2020

The number of public JHS teachers in the province totaled 8,922, which increased by 7.81 percent from the previous school year. Based on the total public enrolment and the actual number of public teachers, it showed that there is no teacher deficiency in the public junior high level, wherein 34 students are handled by a teacher, on average. However, the teacher deployment ratio in the province has lowered from surplus teacher provision to generous teacher provision.

The teacher to student ratio at the city and municipality level is at least the generous teacher provision range. The

largest change was in the City of Bacoor, which has a surplus teacher provision in S.Y. 2018-2019 to a generous teacher provision in S.Y. 2019-2020. It can be attributed to a decrease in the number of teachers from previous school years (15.08%), while there is an increase of 10.60 percent in the total public junior high school enrolment in the same year. The municipalities of Noveleta, Indang, and Naic also has a generous teacher provision. Moreover, Cavite City, City of Imus, City of General Trias, and the municipalities of Magallanes, Maragondon, and Mendez have excessive surplus teacher provision. The rest of the towns in the province has a surplus teacher provision.

Table 3.33 Number of Public Teachers in Junior High School Institutions and Public Teacher to Pupil Ratio by City/Municipality, Province of Cavite: S.Y. 2017-2018 – S.Y. 2019-2020

City/Municipality	Number of Teachers			Teacher to Pupil Ratio		
	S.Y. 2017-2018	S.Y. 2018-2019	S.Y. 2019-2020	S.Y. 2017-2018	S.Y. 2018-2019	S.Y. 2019-2020
1st District	728	773	799	1:26	1:27	1:26
Cavite City	261	262	269	1:23	1:25	1:24
Kawit	183	212	215	1:27	1:27	1:27
Noveleta	74	65	67	1:21	1:29	1:30
Rosario	210	234	248	1:28	1:29	1:26
2nd District	645	915	777	1:33	1:27	1:32
City of Bacoor	645	915	777	1:33	1:27	1:32
3rd District	644	875	881	1:34	1:26	1:24
City of Imus	644	875	881	1:34	1:26	1:24
4th District	1,368	1,634	1,472	1:28	1:24	1:28
City of Dasmarinas	1,368	1,634	1,472	1:28	1:24	1:28
5th District	1,041	1,169	1,159	1:27	1:26	1:28
Carmona	173	216	220	1:32	1:27	1:27
Gen. M. Alvarez	343	357	398	1:28	1:29	1:27
Silang	525	596	541	1:25	1:25	1:29
6th District	614	NDA	1,350	1:28	NDA	1:15
City of Gen. Trias	614	NDA	1,350	1:28	NDA	1:15
7th District	1,351	1,354	1,407	1:26	1:31	1:31
Amadeo	166	122	124	1:17	1:24	1:25
Indang	167	108	117	1:16	1:28	1:28
Tanza	530	636	653	1:31	1:34	1:33
Trece Martires City	488	488	513	1:26	1:30	1:29
8th District	1,272	1,037	1,077	1:19	1:26	1:27
Alfonso	250	148	151	1:14	1:25	1:26
Gen. E. Aguinaldo	41	42	43	1:24	1:26	1:27
Magallanes	50	41	39	1:14	1:21	1:23
Maragondon	263	190	189	1:16	1:22	1:23
Mendez	105	64	72	1:15	1:24	1:22
Naic	220	210	234	1:24	1:31	1:32
Tagaytay City	246	281	284	1:27	1:27	1:27
Ternate	97	61	65	1:17	1:27	1:28
Total	7,663	8,276^b	8,922	1:27	1:25^b	1:26

^aCity of Bacoor and City of Dasmarinas public teachers in S.Y. 2018-2019 from the Department of Education Region IV-A

^bTotal number of public teachers and ratio does not include public teachers in City of Gen. Trias

Sources: Department of Education Division Offices of Cavite, Cavite City, City of Bacoor, City of Dasmarinas, City of Imus, City of General Trias, Region IV-A

Senior High School

The new high school curriculum includes core classes and specialization classes based on student choice of specialization. Students may choose a specialization based on aptitude, interests, and school capacity. The career track choice will define the subject contents the student will take in Grades 11 and 12.

There are seven learning areas under the core curriculum. These are Language, Literature, Communication, Mathematics, Philosophy, Natural Sciences, and Social Sciences. These makeup core courses with the same

contents and competencies but with allowed contextualization based on the school's location despite specializations of tracks and strands. Track subjects are further divided into Academic, Technical-Vocational-Livelihood, and Sports and Arts tracks.

The Academic track further includes four strands, namely, Accountancy, Business and Management (ABM) strand, Humanities and Social Sciences (HMSS) strand, Science, Technology, Engineering, and Mathematics (STEM) strand, and General Academic Strand (GAS).

There is a total of 114,605 enrolments in senior high school education in S.Y. 2017-2018 which increased by 12.59 percent from 101,794 in S.Y.2018-2019. The highest enrolment was recorded in the City of Dasmariñas with 29,701 enrollees (25.92%) and the lowest in General Emilio Aguinaldo with 356 enrollees (0.31%). The highest increase in senior high school enrolment is in the City of Bacoor, which increased by 41.95 percent, while the largest decrease in senior high school enrolment is in the City of General Trias that decreased by 22.64 percent.

Unlike junior high school, most enrolment is in private institutions that sums up to 75,864 private enrollees out of 114,605 total senior high school enrollees in the province. This accounted for 66.20 percent of the total enrollees wherein most are in the City of Dasmariñas (30.17%) followed by City of Bacoor (15.62%) and City of Imus (9.37%) while least in General Emilio Aguinaldo with only 78 senior high school enrollees (0.10%). Moreover, there are no private senior high institutions in Maragondon. The senior high school enrolment in private institutions increased by 11.53 percent in S.Y. 2019-2020. The highest increase is in Noveleta, which increased by 107.76 percent,

while the largest decrease is in the City of General Trias that decreased by 36.20 percent.

On the other hand, a total of 38,741 students (33.80%) are enrolled in public institutions wherein most public enrollees are in the City of Dasmariñas (17.59%). It is followed by Tanza with 5,286 public senior high school enrollees (13.64%). The least public senior high school enrollees are in Noveleta with 204 enrollees (0.53%). The senior high school enrollees in public institutions increased by 14.71 percent, wherein the highest increase is in the municipality of Magallanes that increased by 39.76 percent, despite the small population of senior high school enrollees in the municipality. Moreover, the largest decrease in senior high school enrollees is in Rosario, which decreased by 16.67 percent.

It is also notable that the increase in senior high school enrolment in public institutions is slightly larger than the increase in enrolment in private institutions. It may be due to some students transferring to public schools during the senior high school years.

Table 3.34 Enrolment in Public Senior High Education by City/Municipality, Province of Cavite: S.Y. 2017-2018 – S.Y. 2019-2020

City/Municipality	S.Y. 2017-2018			S.Y. 2018-2019				S.Y. 2019 – 2020 ^b			
	Male	Female	Total	Male	Female	Total	% Change	Male	Female	Total	% Change
1st District	1,402	1,444	2,846	1,865	1,729	3,594	26.28	1,987	1,735	3,722	3.56
Cavite City	641	672	1,313	1,073	906	1,979	50.72	1,198	983	2,181	10.21
Kawit	457	457	914	483	493	976	6.78	501	476	977	0.10
Noveleta	45	22	67	116	91	207	208.96	115	89	204	-1.45
Rosario	259	293	552	193	239	432	-21.74	173	187	360	-16.67
2nd District	824	759	1,583	1,471	1,190	2,661	68.10	1,589	1,590	3,179	19.47
City of Bacoor	824	759	1,583	1,471	1,190	2,661	68.10	1,589	1,590	3,179	19.47
3rd District	907	766	1,673	990	928	1,918	14.64	969	916	1,885	-1.72
City of Imus ^c	907	766	1,673	990	928	1,918	14.64	969	916	1,885	-1.72
4th District	2,728	2,744	5,472	3,136	3,187	6,323	15.55	3,322	3,491	6,813	7.75
City of Dasmariñas ^a	2,728	2,744	5,472	3,136	3,187	6,323	15.55	3,322	3,491	6,813	7.75
5th District	2,847	3,052	5,899	3,168	3,251	6,419	8.82	3,400	3,455	6,855	6.79
Carmona	690	692	1,382	777	858	1,635	18.31	853	939	1,792	9.60
Gen. M. Alvarez	1,084	1,235	2,319	1,144	1,184	2,328	0.39	1,358	1,338	2,696	15.81
Silang	1,073	1,125	2,198	1,247	1,209	2,456	11.74	1,189	1,178	2,367	-3.62
6th District	872	859	1,731	1,022	1,052	2,074	19.82	1,127	1,158	2,285	10.17
City of Gen. Trias	872	859	1,731	1,022	1,052	2,074	19.82	1,127	1,158	2,285	10.17
7th District	3,148	3,151	6,299	3,562	3,489	7,051	11.94	4,043	3,907	7,950	12.75
Amadeo	413	372	785	368	321	689	-12.23	368	351	719	4.35
Indang	338	271	609	234	281	515	-15.44	325	300	625	21.36
Tanza	1,774	1,771	3,545	2,338	2,156	4,494	26.77	2,723	2,563	5,286	17.62
Trece Martires City	623	737	1,360	622	731	1,353	-0.51	627	693	1,320	-2.44
8th District	2,440	2,590	5,030	2,882	2,925	5,807	15.45	3,037	3,015	6,052	4.22
Alfonso	377	432	809	393	414	807	-0.25	404	405	809	0.25
Gen. E. Aguinaldo	83	88	171	130	118	248	45.03	148	130	278	12.10
Magallanes	96	105	201	74	92	166	-17.41	121	111	232	39.76
Maragondon	493	520	1,013	549	553	1,102	8.79	526	533	1,059	-3.90
Mendez	107	90	197	123	122	245	24.37	120	127	247	0.82
Naic	359	397	756	486	504	990	30.95	523	531	1,054	6.46
Tagaytay City	691	728	1,419	902	908	1,810	27.55	971	928	1,899	4.92
Ternate	234	230	464	225	214	439	-5.39	224	250	474	7.97
Total	15,168	15,365	30,533	17,074	16,699	33,773	10.61	19,474	19,267	38,741	14.71

^a City of Dasmariñas' enrolment in S.Y. 2018 – 2019 is from the Department of Education Region IV-A while S.Y. 2017-2018 and S.Y. 2019-2020 are from Department of Education City of Dasmariñas Division Office

^b public enrolment in City of Bacoor includes non-graded enrolment

^c S.Y. 2019-2020 SHS enrolment in City of Imus is the total enrolment during the second semester (first semester: Male-1,021; Female-957; Total-1,978)

Source: Department of Education Division Offices of Cavite, Cavite City, City of Bacoor, City of Imus, City of Dasmariñas, City of General Trias, Region IV-A

Table 3.35 Enrolment in Private Senior High Education by City/Municipality, Province of Cavite: S.Y. 2017-2018 – S.Y. 2019-2020

City/Municipality	S.Y. 2017-2018			S.Y. 2018-2019			% Change	S.Y. 2019 – 2020 ^b			% Change
	Male	Female	Total	Male	Female	Total		Male	Female	Total	
1st District	2,208	2,478	4,686	2,157	2,480	4,637	-1.05	2,229	2,712	4,941	6.56
Cavite City	912	1,226	2,138	787	1,121	1,908	-10.76	688	1,006	1,694	-11.22
Kawit	363	319	682	372	324	696	2.05	322	272	594	-14.66
Noveleta	81	56	137	51	65	116	-15.33	115	126	241	107.76
Rosario	852	877	1,729	947	970	1,917	10.87	1,104	1,308	2,412	25.82
2nd District	5,626	6,334	11,960	3,510	4,416	7,926	-33.73	5,611	6,238	11,849	49.50
City of Bacoor	5,626	6,334	11,960	3,510	4,416	7,926	-33.73	5,611	6,238	11,849	49.50
3rd District	3,006	3,288	6,294	3,475	3,660	7,135	13.36	3,479	3,633	7,112	-0.32
City of Imus ^c	3,006	3,288	6,294	3,475	3,660	7,135	13.36	3,479	3,633	7,112	-0.32
4th District	-	-	23,570	11,702	12,292	23,994	1.80	10,669	12,219	22,888	-4.61
City of Dasmariñas ^a	-	-	23,570	11,702	12,292	23,994	1.80	10,669	12,219	22,888	-4.61
5th District	3,667	5,189	8,856	3,754	5,108	8,862	0.07	3,467	4,671	8,138	-8.17
Carmona	267	321	588	251	234	485	-17.52	205	207	412	-15.05
Gen. M. Alvarez	1,403	1,823	3,226	1,491	1,902	3,393	5.18	1,524	1,893	3,417	0.71
Silang	1,997	3,045	5,042	2,012	2,972	4,984	-1.15	1,738	2,571	4,309	-13.54
6th District	2,070	2,447	4,517	2,328	2,688	5,016	11.05	1,454	1,746	3,200	-36.20
City of Gen. Trias	2,070	2,447	4,517	2,328	2,688	5,016	11.05	1,454	1,746	3,200	-36.20
7th District	3,478	4,063	7,541	4,273	5,080	9,353	24.03	4,899	5,563	10,462	11.86
Amadeo	21	66	87	46	65	111	27.59	46	81	127	14.41
Indang	241	252	493	305	361	666	35.09	403	441	844	26.73
Tanza	1,060	1,384	2,444	1,217	1,488	2,705	10.68	1,115	1,406	2,521	-6.80
Trece Martires City	2,156	2,361	4,517	2,705	3,166	5,871	29.98	3,335	3,635	6,970	18.72
8th District	2,597	2,943	5,540	2,892	3,222	6,114	10.36	3,511	3,763	7,274	18.97
Alfonso	158	129	287	213	200	413	43.90	299	294	593	43.58
Gen. E. Aguinaldo	77	70	147	43	34	77	-47.62	44	34	78	1.30
Magallanes	230	242	472	223	199	422	-10.59	236	186	422	0.00
Maragondon	-	-	-	-	-	-	-	-	-	-	-
Mendez	213	249	462	271	309	580	25.54	278	265	543	-6.38
Naic	811	903	1,714	858	839	1,697	-0.99	970	978	1,948	14.79
Tagaytay City	908	1,152	2,060	1,052	1,300	2,352	14.17	1,406	1,730	3,136	33.33
Ternate	200	198	398	232	341	573	43.97	278	276	554	-3.32
Total	22,652	26,742	72,964	31,763	36,258	68,021	-6.77	35,319	40,545	75,864	11.53

^a City of Dasmariñas' enrolment in S.Y. 2018 – 2019 is from the Department of Education Region IV-A while S.Y. 2017-2018 and S.Y. 2019-2020 are from Department of Education City of Dasmariñas Division Office

^b public enrolment in City of Bacoor includes non-graded enrolment

^c S.Y. 2019-2020 SHS enrolment in City of Imus is the total enrolment during the second semester (First semester: Male-3,544, Female-3,680, Total-7,224)

Source: Department of Education Division Offices of Cavite, Cavite City, City of Bacoor, City of Imus, City of Dasmariñas, City of General Trias, Region IV-A

In terms of enrolment by strand, most Grade 11 students are enrolled under the Technical-Vocational-Livelihood Strand, accounting for 25.87 percent of the Grade 11 population. The least enrolment is under the Sports Track Strand, accounting for 0.12 percent of the Grade 11 population (72 students). These exclude students from the City of Bacoor and Cavite City. In terms of sex, most male students are enrolled under the Technology and Livelihood Education (TLE) and Technical-Vocational-Livelihood (TVL) Track strand (29.45%). Most female students are enrolled under the Humanities and Social Sciences Strand (25.09%).

Furthermore, most Grade 12 students are also enrolled under the Technical-Vocational-Livelihood (TVL) Track Strand (28.15%), and the least enrolment is also under the Sports Track Strand (0.12%). In terms of sex, both male and female students are enrolled under the Technology and Livelihood Education (TLE) and Technical-Vocational-Livelihood (TVL) Track, covering 32.09 percent of the male students and 24.63 percent of the female students, respectively.

The most popular track, TVL Track, offers courses that will equip the students with job-ready skills, even without

college. It also invests in skills that can help the students gain requisite Certificates of Competency (COCs) and National Certificates (NCs) that are essential for better career opportunities in agriculture, electronics, and trade. It also has four strands that the students can choose, such as, Agri-Fishery Arts Strand, Home Economic Strand, Industrial Arts Strand, and Information and Communication (ICT) Strand.

On the other hand, the least popular track, Sports Track, aims to give students knowledge of the basic principles and techniques about physical education and recreation and discusses various factors that affect social, psychological, and cognitive development in sports leadership and management. The track serves as a preparatory for sport science and physical therapy courses. The enrolment in this track may be the least since only a few schools are offering the track in the province.

Also, the Pre-Baccalaureate Maritime (PBM) specialization is a modified program of the STEM strand under the Academic Track. The specialization is to encourage senior high school students to pursue maritime higher education. There are no recorded enrollees and PBM course offering in the province.

Table 3.36 Enrolment in Senior High School (Grade 11) by Strand (Academic Strand) and City/Municipality, Province of Cavite: S.Y. 2019-2020

City/Municipality	Academic Track (Grade 11)												Male	Female	Total
	Male	ABM Female	Total	Male	HUMSS Female	Total	Male	STEM Female	Total	Male	GAS Female	Total			
1st District	169	363	532	331	349	680	209	157	366	75	60	135	784	929	1,713
Cavite City															
Kawit	68	109	177	90	97	187	90	47	137	0	0	0	248	253	501
Noveleta	19	26	45	5	1	6	37	26	63	22	10	32	83	63	146
Rosario	82	228	310	236	251	487	82	84	166	53	50	103	453	613	1,066
2nd District	555	931	1,486	495	800	1,295	674	661	1,335	423	352	775	2,147	2,744	4,891
City of Bacoor	555	931	1,486	495	800	1,295	674	661	1,335	423	352	775	2,147	2,744	4,891
3rd District															
City of Imus															
4th District	790	1,777	2,567	1,553	2,071	3,624	2,157	2,092	4,249	306	278	584	4,806	6,218	11,024
City of Dasmarinas	790	1,777	2,567	1,553	2,071	3,624	2,157	2,092	4,249	306	278	584	4,806	6,218	11,024
5th District	385	861	1,246	862	1,079	1,941	715	694	1,409	162	162	324	2,124	2,796	4,920
Carmona	88	174	262	125	123	248	106	99	205	4	1	5	323	397	720
Gen. M. Alvarez	146	385	531	400	528	928	221	199	420	78	57	135	845	1,169	2,014
Silang	151	302	453	337	428	765	388	396	784	80	104	184	956	1,230	2,186
6th District	142	357	499	257	359	616	480	441	921	26	10	30	905	1,167	2,066
City of Gen. Trias	142	357	499	257	359	616	480	441	921	26	10	30	905	1,167	2,066
7th District	398	1,055	1,453	1,761	1,782	3,543	1,318	1,047	2,365	258	245	503	3,735	4,129	7,864
Amadeo	14	35	49	141	116	257	16	24	40	4	12	16	175	187	362
Indang	36	88	124	166	131	297	150	140	290	8	0	8	360	359	719
Tanza	165	432	597	623	718	1,341	456	370	826	133	140	273	1,377	1,660	3,037
Trece Martires City	183	500	683	831	817	1,648	696	513	1,209	113	93	206	1,823	1,923	3,746
8th District	255	709	964	1,432	1,435	2,867	764	597	1,361	161	169	330	2,612	2,910	5,522
Alfonso	11	54	65	184	163	347	57	29	86	30	30	60	282	276	558
G. E. Aguinaldo	10	18	28	90	74	164	0	3	3	0	0	0	100	95	195
Magallanes	6	14	20	70	52	122	26	11	37	30	44	74	132	121	253
Maragondon	7	21	28	100	136	236	73	88	161	0	0	0	180	245	425
Mendez	33	54	87	89	67	156	41	35	76	28	25	53	191	181	372
Naic	53	189	242	302	299	601	197	141	338	11	9	20	563	638	1,201
Tagaytay City	122	330	452	528	546	1,074	359	283	642	43	36	79	1,052	1,195	2,247
Ternate	13	29	42	69	98	167	11	7	18	19	25	44	112	159	271
Total	2,694	6,053	8,747	6,691	7,875	14,566	6,317	5,689	12,006	1,411	1,276	2,681	17,113	20,893	38,000

Total does not include enrolment in Cavite City and City of Imus (no disaggregated data)

Source: Department of Education Division Offices of Cavite, Cavite City, City of Bacoor, City of Imus, City of Dasmarinas, City of General Trias

Table 3.37 Enrolment in Senior High School (Grade 11) by Strand (Technical-Vocational-Livelihood, Sports and Arts Strands) and City/Municipality, Province of Cavite: S.Y. 2019-2020

City/Municipality	PBM			TVL			SPORTS			ARTS and DESIGN			Grade 11 Total		
	Male	Female	Total	Male	Female	Total	Male	Female	Total	Male	Female	Total	Male	Female	Total
1st District	0	0	0	541	491	1,032	0	0	0	0	0	0	2,331	2,499	4,830
Cavite City													1,006	1,079	2,085
Kawit	0	0	0	195	141	336	0	0	0	0	0	0	443	394	837
Noveleta	0	0	0	33	34	67	0	0	0	0	0	0	116	97	213
Rosario	0	0	0	313	316	629	0	0	0	0	0	0	766	929	1,695
2nd District	0	0	0	1,615	1,118	2,733	0	0	0	32	56	88	3,794	3,918	7,712
City of Bacoor	0	0	0	1,615	1,118	2,733	0	0	0	32	56	88	3,794	3,918	7,712
3rd District													2,447	2,476	4,923
City of Imus													2,447	2,476	4,923
4th District	0	0	0	2,659	2,013	4,672	37	15	72	49	55	104	7,551	8,301	15,872
City of Dasmarinas	0	0	0	2,659	2,013	4,672	37	15	72	49	55	104	7,571	8,301	15,872
5th District	0	0	0	1,496	1,277	2,773	0	0	0	22	13	35	3,642	4,086	7,728
Carmona	0	0	0	248	203	451	0	0	0	0	0	0	571	600	1,171
Gen. M. Alvarez	0	0	0	750	520	1,270	0	0	0	7	4	11	1,602	1,693	3,295
Silang	0	0	0	498	554	1,052	0	0	0	15	9	24	1,469	1,793	3,262
6th District	0	0	0	359	285	644	0	0	0	27	56	83	1,291	1,508	2,799
City of Gen. Trias	0	0	0	359	285	644	0	0	0	27	56	83	1,291	1,508	2,793
7th District	0	0	0	1,190	901	2,091	0	0	0	0	0	0	4,925	5,030	9,955
Amadeo	0	0	0	61	38	99	0	0	0	0	0	0	236	225	461
Indang	0	0	0	53	26	79	0	0	0	0	0	0	413	385	798
Tanza	0	0	0	735	483	1,218	0	0	0	0	0	0	2,112	2,143	4,255
Trece Martires City	0	0	0	341	354	695	0	0	0	0	0	0	2,164	2,277	4,441
8th District	0	0	0	803	630	1,433	0	0	0	21	32	53	3,436	3,572	7,008
Alfonso	0	0	0	85	81	166	0	0	0	0	0	0	367	357	724
Gen. E. Aguinaldo	0	0	0	0	0	0	0	0	0	0	0	0	100	95	195
Magallanes	0	0	0	74	42	116	0	0	0	0	0	0	206	163	369
Maragondon	0	0	0	68	20	88	0	0	0	0	0	0	248	265	513
Mendez	0	0	0	17	19	36	0	0	0	0	0	0	208	200	408
Naic	0	0	0	262	200	462	0	0	0	0	0	0	825	838	1,663
Tagaytay City	0	0	0	179	177	356	0	0	0	21	32	53	1,252	1,404	2,656
Ternate	0	0	0	118	91	209	0	0	0	0	0	0	230	250	480
Total	0	0	0	8,663	6,715	15,378	37	15	72	49	55	104	29,417	31,390	60,827

Total does not include enrolment in Cavite City and City of Imus (no disaggregated data)

40 Source: Department of Education Division Offices of Cavite, Cavite City, City of Bacoor, City of Imus, City of Dasmarinas, City of General Trias

Table 3.38 Enrolment in Senior High School (Grade 12) by Strand (Academic Strand) and City/Municipality, Province of Cavite: S.Y. 2019-2020

City/Municipality	Academic Strand (Grade 12)												Male	Female	Total
	Male	Female	Total	Male	Female	Total	Male	Female	Total	Male	Female	Total			
1st District	115	304	419	134	160	294	210	122	332	154	147	301	613	733	1,346
Cavite City															
Kawit	49	100	149	62	83	145	84	36	120	27	29	56	222	95	470
Noveleta	10	26	36	3	12	15	41	35	76	34	22	56	88	390	183
Rosario	56	178	234	69	65	134	85	51	136	93	96	189	303	248	693
2nd District	514	1,052	1,566	333	604	937	634	589	1,223	458	348	806	1,939	2,593	4,532
City of Bacoor	514	1,052	1,566	333	604	937	634	589	1,223	458	348	806	1,939	2,593	4,532
3rd District															
City of Imus															
4th District	779	1,718	2,497	1,038	1,748	2,786	1,758	1,718	3,476	265	291	556	3,840	5,475	9,315
City of Dasmariñas	779	1,718	2,497	1,038	1,748	2,786	1,758	1,718	3,476	265	291	556	3,840	5,475	9,315
5th District	293	764	1,057	459	663	1,122	624	603	1,227	518	514	1,032	1,894	2,544	4,438
Carmona	66	193	259	1	3	4	93	89	182	114	112	226	274	397	671
Gen. M. Alvarez	116	331	447	282	417	699	177	151	328	175	106	281	750	1,005	1,755
Silang	111	240	351	176	243	419	354	363	717	229	296	525	870	1,142	2,012
6th District	150	387	537	135	194	329	474	360	834	93	80	173	852	1,021	1,873
City of Gen. Trias	150	387	537	135	194	329	474	360	834	93	80	173	852	1,021	1,873
7th District	328	953	1,281	1,037	1,223	2,260	932	803	1,735	440	362	802	2,737	3,341	6,078
Amadeo	11	15	26	99	109	208	19	26	45	16	30	46	145	180	325
Indang	27	44	71	49	98	147	127	107	234	20	24	44	223	273	496
Tanza	157	446	603	312	423	735	272	219	491	129	115	244	870	1,203	2,073
Trece Martires City	133	448	581	577	593	1170	514	451	965	275	193	468	1,499	1,685	3,184
8th District	198	597	795	1,027	1,058	2,085	562	498	1,060	480	392	872	2,267	2,545	4,812
Alfonso	11	43	54	94	99	193	27	26	53	113	113	226	245	281	526
Gen. E. Aguinaldo	0	0	0	16	9	25	3	3	6	73	57	130	92	69	161
Magallanes	12	18	30	50	37	87	17	12	29	38	41	79	117	108	225
Maragondon	0	0	0	135	139	274	73	88	161	10	16	26	218	243	461
Mendez	17	51	68	61	51	112	23	25	48	46	36	82	147	163	310
Naic	42	144	186	213	189	402	142	103	245	40	25	65	437	461	898
Tagaytay City	105	298	403	378	449	827	272	231	503	127	83	210	882	1,061	1,943
Ternate	11	43	54	80	85	165	5	10	15	33	21	54	129	159	288
Total	2,377	5,775	8,152	4,163	5,650	9,813	5,194	4,693	9,887	2,408	2,134	4,542	14,142	18,252	32,394

Total does not include enrolment in Cavite City and City of Imus (no disaggregated data)

Source: Department of Education Division Offices of Cavite, Cavite City, City of Bacoor, City of Imus, City of Dasmariñas, City of General Trias

Table 3.39 Enrolment in Senior High School (Grade 12) by Strand (TVL, Sports and Arts Track) and City/Municipality, Province of Cavite: S.Y. 2019-2020

City/Municipality	PBM			TVL			SPORTS			Arts and Design			Grade 12 Total		
	Male	Female	Total	Male	Female	Total	Male	Female	Total	Male	Female	Total	Male	Female	Total
1st District	0	0	0	392	305	697	0	0	0	0	0	0	1,885	1,948	3,833
Cavite City													880	910	1,790
Kawit	0	0	0	158	106	264	0	0	0	0	0	0	380	354	734
Noveleta	0	0	0	26	23	49	0	0	0	0	0	0	114	118	232
Rosario	0	0	0	208	176	384	0	0	0	0	0	0	511	566	1,077
2nd District	0	0	0	1,429	1,261	2,690	6	1	7	32	55	87	3,406	3,910	7,316
City of Bacoor	0	0	0	1,429	1,261	2,690	6	1	7	32	55	87	3,406	3,910	7,316
3rd District													2,001	2,073	4,074
City of Imus													2,001	2,073	4,074
4th District	0	0	0	2,493	1,895	4,388	39	6	45	48	33	81	6,420	7,409	13,829
City of Dasmariñas	0	0	0	2,493	1,895	4,388	39	6	45	48	33	81	6,420	7,409	13,829
5th District	0	0	0	1,318	1,478	2,796	0	0	0	13	18	31	3,225	4,040	7,265
Carmona	0	0	0	213	149	362	0	0	0	0	0	0	487	546	1,033
Gen. M. Alvarez	0	0	0	527	526	1,053	0	0	0	3	7	10	1,280	1,538	2,818
Silang	0	0	0	578	803	1,381	0	0	0	10	11	21	1,458	1,956	3,414
6th District	0	0	0	393	318	711	11	0	11	34	57	91	1,290	1,396	2,686
City of Gen. Trias	0	0	0	393	318	711	11	0	11	34	57	91	1,290	1,396	2,686
7th District	0	0	0	1,280	1,099	2,379	0	0	0	0	0	0	4,017	4,440	8,457
Amadeo	0	0	0	33	27	60	0	0	0	0	0	0	178	207	385
Indang	0	0	0	92	83	175	0	0	0	0	0	0	315	356	671
Tanza	0	0	0	856	623	1,479	0	0	0	0	0	0	1,726	1,826	3,552
Trece Martires City	0	0	0	299	366	665	0	0	0	0	0	0	1,798	2,051	3,849
8th District	0	0	0	833	644	1,477	0	0	0	12	17	29	3,112	3,206	6,318
Alfonso	0	0	0	91	61	152	0	0	0	0	0	0	336	342	678
Gen. E. Aguinaldo	0	0	0	0	0	0	0	0	0	0	0	0	92	69	161
Magallanes	0	0	0	34	26	60	0	0	0	0	0	0	151	134	285
Maragondon	0	0	0	60	25	85	0	0	0	0	0	0	278	268	546
Mendez	0	0	0	43	29	72	0	0	0	0	0	0	190	192	382
Naic	0	0	0	231	210	441	0	0	0	0	0	0	668	671	1,339
Tagaytay City	0	0	0	231	176	407	0	0	0	12	17	29	1,125	1,254	2,379
Ternate	0	0	0	143	117	260	0	0	0	0	0	0	272	276	548
Total	0	0	0	8,138	7,000	15,138	56	7	63	139	180	319	25,356	28,422	53,778

Total does not include enrolment in Cavite City and City of Imus (no disaggregated data)

Source: Department of Education Division Offices of Cavite, Cavite City, City of Bacoor, City of Imus, City of Dasmariñas, City of General Trias

The number of senior high school graduates (Grade 12) for S.Y. 2018-2019 is presented in the table below.

Table 3.40 Number of Senior High School Graduates (Grade 12) by School Division Office, Province of Cavite: S.Y. 2018-2019

Division	Male	Public Female	Total	Male	Private Female	Total
City of Bacoor	533	503	1,036	NDA	NDA	NDA
Cavite ^a	NDA	NDA	NDA	NDA	NDA	NDA
Cavite City	436	395	831	412	583	995
City of Gen. Trias	NDA	NDA	NDA	NDA	NDA	NDA
City of Dasmariñas	1,270	1,306	2,576	NDA	NDA	NDA
City of Imus	486	444	930	1,235	1,440	2,675

^a Division of Cavite includes Kawit, Noveleta, Rosario, Carmona, General Mariano Alvarez, Silang, Amadeo, Tanza, Trece Martires City, Alfonso, General Emilio Aguinaldo, Indang, Magallanes, Maragondon, Mendez, Naic, Tagaytay City, and Ternate

Source: Department of Education Division Offices of Cavite, Cavite City, City of Bacoor, City of Imus, City of Dasmariñas, City of General Trias

The number of public SHS teachers in the province totaled 1,516. Most teachers are also in areas with the most number of schools in the province.

Based on the total public enrolment and the actual public number of teachers, it showed that there is no teacher deficiency in the public SHS level. The teacher-student ratio in all the cities and municipalities is at least of the generous teacher provision category. The city of Bacoor and General Emilio Aguinaldo have generous teacher provision. The decrease in the number of public teachers and increase of public senior high students in the City of Bacoor lead to a large change in the teacher to pupil ratio in the city.

Furthermore, Cavite City, Kawit, Noveleta, City of Dasmariñas, Carmona, General Mariano Alvarez, City of General Trias, Tanza, Magallanes, Naic, and Tagaytay City has surplus teacher provision while the rest has excessive surplus teacher provision. The largest increase in range is in Cavite City from being categorized under the national mean ratio to surplus teacher provision.

In conclusion, Cavite was not in lack of public SHS teachers having 26 students for every one teacher.

Table 3.41 Number of Public Teachers in Senior High School Institutions and Public Teachers to Pupil Ratio by City/Municipality, Province of Cavite: S.Y. 2019-2020

City/Municipality	Number of Teachers			Teacher to Pupil Ratio		
	S.Y. 2017-2018	S.Y. 2018-2019	S.Y. 2019-2020	S.Y. 2017-2018	S.Y. 2018-2019	S.Y. 2019-2020
1st District	119	124	151	1:24	1:29	1:25
Cavite City	47	54	79	1:28	1:37	1:28
Kawit	36	36	36	1:25	1:27	1:27
Noveleta	8	6	8	1:08	1:35	1:26
Rosario	28	28	28	1:20	1:15	1:13
2nd District	78	114	103	1:20	1:23	1:31
City of Bacoor	78	114	103	1:20	1:23	1:31
3rd District	66	129	109	1:25	1:15	1:17
City of Imus	66	129	109	1:25	1:15	1:17
4th District	201	233	246	1:27	1:27	1:28
City of Dasmariñas	201	233	246	1:27	1:27	1:28
5th District	243	244	262	1:24	1:26	1:26
Carmona	55	56	62	1:25	1:29	1:29
Gen. M. Alvarez	94	94	104	1:25	1:25	1:26
Silang	94	94	96	1:23	1:26	1:25
6th District	68	NDA	84	1:25	NDA	1:27
City of Gen. Trias	68	NDA	84	1:25	NDA	1:27
7th District	264	264	311	1:23	1:27	1:26
Amadeo	37	36	39	1:21	1:19	1:18
Indang	26	26	28	1:23	1:20	1:22
Tanza	143	145	183	1:25	1:31	1:29
Trece Martires City	58	57	61	1:23	1:24	1:22
8th District	228	227	250	1:22	1:26	1:24
Alfonso	34	33	37	1:24	1:24	1:22
Gen. E. Aguinaldo	8	8	8	1:21	1:31	1:35
Magallanes	9	9	9	1:22	1:18	1:26
Maragondon	45	42	49	1:23	1:26	1:22
Mendez	18	18	18	1:11	1:14	1:14
Naic	30	30	37	1:25	1:33	1:28
Tagaytay City	62	65	70	1:23	1:28	1:27
Ternate	22	22	22	1:21	1:20	1:22
Total	1,267	1,335^b	1,516	1:24	1:25^b	1:26

^aCity of Bacoor and City of Dasmariñas public teachers in S.Y. 2018-2019 from the Department of Education Region IV-A

^bTotal number of public teachers and ratio does not include public teachers in City of Gen. Trias

Sources: Department of Education Division Offices of Cavite, Cavite City, City of Bacoor, City of Dasmariñas, City of Imus, City of General Trias, Region IV-A

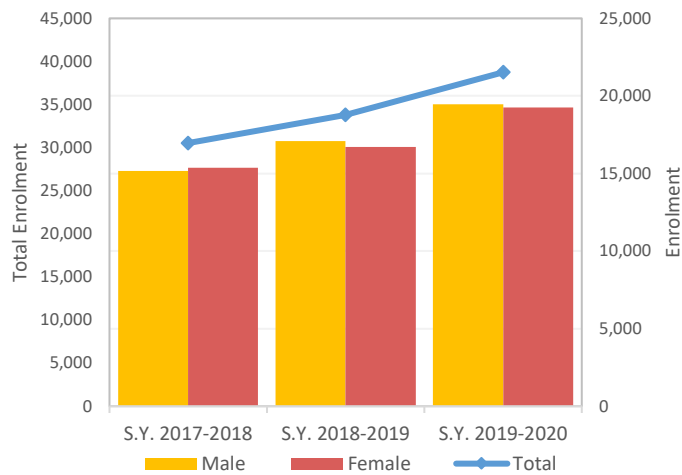


Figure 3.18 Comparative Number of Public Enrolment in Senior High School Institutions, S.Y. 2017-2018 – S.Y. 2019-2020

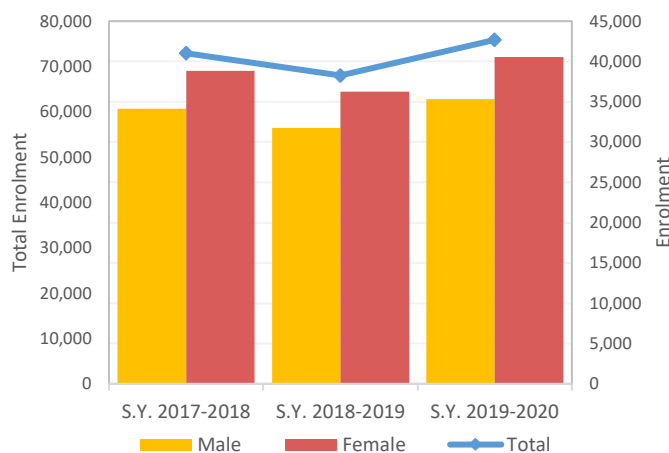


Figure 3.19 Comparative Number of Private Enrolment in Senior High School Institutions, S.Y. 2017-2018 – S.Y. 2019-2020

In addition, there are 4,344 classrooms in high school public institutions in the province. It resulted in a classroom to pupil ratio of 1:63, which means that in one classroom, 63 students are using it on average. It also means that Cavite does not meet Republic Act No. 7880, and the schools have severe shortage of classrooms.

Some cities and municipalities in Cavite had met RA 7880 in one shift. It includes Cavite City, Noveleta, Carmona, Amadeo, Alfonso, Magallanes, Maragondon, and Mendez. Most severe shortages of classrooms are in urban areas such as the City of Bacoor, City of Imus, City of Dasmariñas, Tanza, Trece Martires City, and Naic. These cities also have the highest public enrolment.

Generally, there are enough public schools in the province which are strategically located to be accessible to the general populace. The incessant increase in population resulted in a huge classroom backlog in the province. As of S.Y. 2019-2020, Cavite needs an additional of at least 1,570 classrooms in public senior high schools to comply with RA 7880. At the least extent, an additional of at least 990 classrooms is needed to at least meet RA 7880 with double shifting.

Table 3.42 Number of Classrooms in Public Junior High School and Senior High School Institutions and Public Classroom to Pupil Ratio by City/Municipality, Province of Cavite: S.Y. 2019-2020

City/Municipality	Number of Classrooms	Classroom to Pupil Ratio
1st District	546	1:45
Cavite City	236	1:36
Kawit	116	1:59
Noveleta	51	1:44
Rosario	143	1:48
2nd District	420	1:66
City of Bacoor	420	1:66
3rd District	292	1:79
City of Imus	292	1:79
4th District	502	1:96
City of Dasmariñas	502	1:96
5th District		1:53
Carmona	199	1:39
Gen. M. Alvarez	261	1:52
Silang	278	1:65
6th District	378	1:61
City of Gen. Trias	378	1:61
7th District	751	1:68
Amadeo	85	1:45
Indang	79	1:49
Tanza	320	1:84
Trece Martires City	267	1:61
8th District	717	1:49
Alfonso	105	1:46
Gen. E. Aguinaldo	30	1:48
Magallanes	29	1:39
Maragondon	127	1:43
Mendez	53	1:35
Naic	146	1:59
Tagaytay City	177	1:53
Ternate	50	1:46
Total	4,344	1:63

Source: Department of Education Division Offices of Cavite, Cavite City, City of Bacoor, City of Dasmariñas, City of Imus, City of General Trias

Higher Education

Higher education plays an essential role in the economic and social development of an individual as well as his nation's. Higher education institutions (HEIs) have the lead responsibility of equipping individuals with the advanced knowledge and skills required for positions and responsibilities in government, business, and professions. These institutions yield new knowledge generated elsewhere in the world and support government and business, with advice and consultancy services (World Bank, 1994).

In the Philippines, higher education is offered through various degree programs by a wide selection of colleges and universities, collectively known as higher education institutions (HEIs). They are administered and regulated by the Commission on Higher Education (CHED). HEI programs are categorized into five, namely pre-baccalaureate, baccalaureate, post-baccalaureate, masters, and doctoral programs. Pre-baccalaureate programs are optional programs taken before entering a baccalaureate degree that is designed to engage college-ready high school students in college-level learning. A Baccalaureate degree, mostly known as a bachelor's degree, is an academic degree received upon the completion of the undergraduate education.

Meanwhile, post-baccalaureate programs are offered for those who already have a first undergraduate degree and go broader in his/her baccalaureate degree, and who are working toward a second bachelor's degree or a second entry degree. Such courses may prepare the student for graduate studies or a different career or profession. On the other hand, a master's degree is the first level of graduate study and usually a second-cycle academic degree awarded by universities or colleges upon completion of a course demonstrating a mastery or high order overview of a specific field of study or area of professional practice. A master's degree student is speculated to possess advanced knowledge of specialized topics, a higher order of analysis, critical evaluation or professional application, and the ability to solve complex problems and think meticulously and independently. Lastly, a doctorate is the highest academic degree awarded by universities and colleges, which qualifies the holder to teach in the specific field of their study.

Public universities are all non-sectarian entities and are further classified into two types: State Universities and Colleges (SUCs) or Local Universities and Colleges (LUCs). These are defined by the Commission on Higher Education (CHED) as follows:

- 1) State universities and colleges (SUCs) are "public higher education institutions established by law, administered and financially subsidized by the government." The Board of Regents (BOR) governs state universities, and a Board of Trustees (BOT) governs state colleges. These boards maintain the formulation and approval of policies, rules, and standards in SUCs. The CHED Chairman heads these boards; however, through the implementation of CHED Order No. 31 series of 2001 of the Commission en banc, CHED

Commissioners are authorized to lead the BOR/BOT of SUCs.

- 2) Local universities and colleges (LUCs) are "established by the local government units through resolutions or ordinances and financed by the local government concerned."
- 3) Public HEIs can be also classified into a CHED Supervised Institution (CSI), "a non-chartered, public, post-secondary education institution, established by law, administered, supervised and financially supported by the government." Special HEIs, are "public organizations offering higher education programs related to public service which are operated, and controlled under special law governing them." The latter institutions provide special academic, research, and technical assistance programs under the basic mandates of their parent agencies.

On the other hand, private colleges and universities are non-government institutions that are established under the Corporation Code and are governed by the special laws and general provisions of the said Code. Private HEIs may be sectarian or non-sectarian. Sectarian private HEIs are usually non-stock, non-profit, duly incorporated, owned, and operated by a religious organization. Private entities that are non-affiliated to any religious organizations incorporate, own, and operate non-sectarian private HEIs.

Generally, the policies, standards, and guidelines (PSGs) set by CHED in terms of program offerings, curriculum, and administration and faculty academic qualifications, among others, cover the private HEIs. Officials or owners of private HEIs usually manage their internal organizations and implement the PSGs formulated by CHED.

Table 3.43 Number of Higher Education Institutions by District, Province of Cavite: S.Y. 2019-2020

District	Public				LUCs	Special	Total	Private	Total
	Main	SUCs Satellite Campuses	Subtotal						
1 st District		2	2				2	4	6
2 nd District		1	1				1	7	8
3 rd District		1	1				1	6	7
4 th District		1	1				1	16	17
5 th District		3	3			1	4	10	14
6 th District		1	1		0		1	2	3
7 th District	1	2	3		1		4	4	8
8 th District		3	3		1		4	8	12
Total	1	14	15		2	1	18	57	75

Source: Higher Education Institutions in Cavite

For Academic Year 2018-2019, there were 74 higher education institutions in Cavite. Eighteen schools (24.32%) of all HEIs are publicly-owned, while 57 schools (75.68%) are private. Among the public higher education institutions are the main campus and the ten satellite campuses of the province's very own Cavite State University, two satellite campuses of Polytechnic University of the Philippines, a satellite campus of Technological University of the Philippines, and Eulogio "Amang" Rodriguez Institute of Science and Technology, two LUCs – City College of Tagaytay and Trece Martires City College, and Philippine

National Police Academy (PNPA), a special HEI situated in Silang, Cavite.

In terms of districts, most of the HEIs in the province are located in the 4th District totaling 16 schools (21.62%). The 5th District follows while the least number of HEIs are in the 6th District with three schools (4.05%).

In terms of cities and municipalities, the City of Dasmariñas has the most number of HEIs. Silang and the City of Bacoor follows. The least are Amadeo, Indang, Alfonso, Maragondon, and Ternate, with one each. Notably, there

are no HEIs in Kawit, Noveleta, General Emilio Aguinaldo, and Mendez.

Among 75 HEIs, 25 HEIs recorded no available data. The presented HEI number of enrollees and graduates in numerous disciplines are for the 50 HEIs with data submitted and categorized per program, sex, district/municipality.

In S.Y. 2019-2020, a total of 2,992 students are enrolled in the pre-baccalaureate program, while 126,772 are in the baccalaureate program. In the post-baccalaureate program, there are 1,911 enrollees. The Master and Doctoral program have 8,309 and 849 enrollees, respectively.

The AISAT Colleges-Dasmariñas has the highest number of enrollees for pre-baccalaureate programs (1,092). Cavite State University in Indang has the highest number of enrollees for baccalaureate programs (34,152). For the graduate programs, De La Salle Health Sciences Institute in the City of Dasmariñas has the most number of post-baccalaureate enrollees (1,126). In Masteral degree, the Technological University of the Philippines - Cavite in the City of Dasmariñas has the highest enrolment (3,885). De La Salle University – Dasmariñas has the highest number of enrollees in the doctoral program with 360 enrollees.

Table 3.44 Enrolment in Higher Education Institutions (Pre-Baccalaureate to Post-Baccalaureate) by Classification and School, Province of Cavite: S.Y. 2019-2020

City/Municipality	Pre-Baccalaureate			Baccalaureate			Post Baccalaureate		
	Male	Female	Total	Male	Female	Total	Male	Female	Total
PUBLIC									
Cavite City									
Cavite State University-Cavite City	-	-	-	3,644	1,235	4,879	-	-	-
Rosario									
Cavite State University-Rosario	38	15	53	3,250	3,568	6,818	38	55	93
City of Bacoor									
Cavite State University-Bacoor	-	-	-	2,648	3,150	5,798	-	-	-
City of Imus									
Cavite State University-Imus	1	1	2	3,928	5,402	9,330	14	11	25
City of Dasmariñas									
Technological University of the Philippines - Cavite	14	2	16	2,603	1,266	3,869	-	-	-
Carmona									
Cavite State University-Carmona	-	-	-	2,127	2,598	4,725	-	-	-
Silang									
Cavite State University-Silang	9	6	15	2,705	3,953	6,658	-	-	-
Philippine National Police Academy	-	-	-	915	175	1,090	-	-	-
City of General Trias									
Cavite State University-Gen. Trias	-	-	-	1,062	1,531	2,593	-	-	-
Indang									
Cavite State University-Main	133	245	378	15,169	18,983	34,152	54	179	233
Tanza									
Cavite State University-Tanza	-	-	-	521	735	1,256	-	-	-
Trece Martires City									
Cavite State University-Trece Martires City	-	-	-	919	1,475	2,394	-	-	-
Trece Martires City College	-	-	-	521	755	1,276	-	-	-
Maragondon									
Polytechnic University of the Philippines-Maragondon	78	97	175	419	627	1,046	1	2	3
Naic									
Cavite State University-Naic	-	-	-	1,118	1,344	2,462	14	48	62
Subtotal ^a	273	366	639	41,549	46,797	88,346	121	295	416
PRIVATE									
Cavite City									
St. Joseph College - Cavite	-	-	-	15	62	77	-	-	-
San Sebastian College - Recoletos de Cavite	-	-	-	238	162	400	-	-	-
Rosario									
STI College - Rosario	27	24	51	618	483	1,101	-	-	-
City of Bacoor									
St. Dominic College of Asia	1	2	3	1,195	986	2,181	-	-	-
University of Perpetual Help System Dalta- Molino Campus	-	-	-	594	565	1,159	6	6	12
City of Imus									
Colegio de Porta Vaga	241	280	521	13	13	26	-	-	-
Imus Institute of Science and Technology	-	-	-	113	221	334	-	-	-
Informatics College Cavite, Inc.	-	-	-	10	25	35	-	-	-
Unida Christian College	-	-	-	16	34	50	-	-	-

Table 3.44 continued...

City/Municipality	Pre-Baccalaureate			Baccalaureate			Post Baccalaureate		
	Male	Female	Total	Male	Female	Total	Male	Female	Total
City of Dasmariñas									
AISAT Colleges-Dasmariñas	439	653	1,092	-	-	-	-	-	-
De La Salle University - Dasmariñas	3	1	4	3,375	3,658	7,033	14	45	59
De La Salle Health Sciences Institute	-	-	-	712	1,676	2,388	420	706	1,126
Emilio Aguinaldo College	7	31	38	1,374	1,786	3,160	-	-	-
MOL Magsaysay Maritime Academy	-	-	-	553	13	566	-	-	-
National College of Science and Technology	143	131	274	2,286	2,076	4,362	-	-	-
PNTC Colleges	-	-	-	1,968	71	2,039	-	-	-
PTS College & Advanced Studies (Presbyterian Theological Seminary)	3	1	4	78	58	136	12	4	16
STI College - Dasmariñas	-	-	-	402	316	718	-	-	-
Carmona									
STI Education Services Group, Inc. (STI eCollege - Southwoods, Inc.)	-	-	-	184	138	322	-	-	-
Silang									
Adventist International Institute of Advanced Studies	-	-	-	-	-	-	8	4	12
Adventist University of the Philippines	25	43	68	1,184	1,603	2,787	49	107	156
Our Lady of La Salette College Seminary Inc.	64	-	64	22	-	22	-	-	-
Philippine Missionary Institute	-	-	-	112	76	188	-	-	-
Rogationist College	-	2	2	114	153	267	-	-	-
Saint Paul Seminary Foundation	-	-	-	75	5	80	-	-	-
South Forbes City College	-	-	-	9	2	11	-	-	-
City of General Trias									
Lyceum of the Philippines University	-	-	-	3,063	3,231	6,294	-	-	-
Tanza									
Far East Asia Pacific Institute of Tourism and Technology	83	86	169	9	13	22	-	-	-
Power School of Technology	-	-	-	126	195	321	-	-	-
Magallanes									
Kurios Christian College Foundation	-	-	-	69	98	167	-	-	-
Naic									
Granby College of Science and Technology	-	-	-	385	307	692	-	-	-
Tagaytay City									
Divine Word Seminary	-	-	-	-	-	-	117	2	119
Olivarez College - Tagaytay	-	-	-	466	208	674	-	-	-
STI College - Tagaytay	37	26	63	69	52	121	-	-	-
Ternate									
Cavite West Point College	-	-	-	335	358	693	-	-	-
Subtotal^b	1,073	1,280	2,353	19,782	18,644	38,426	626	874	1,500
Total^{a b}	1,346	1,646	2,992	61,331	65,441	126,772	747	1,169	1,916

^a does not include enrolment from Eulogio "Amang" Rodriguez Institute of Science and Technology (GMA), Polytechnic University of Philippines-Alfonso Campus (Alfonso), City College of Tagaytay (Tagaytay City)

^b does not include enrolment from Cavite West Point College-Cavite City, City of Bacoor – ISHRM School System, PIMSAT College, Saint Francis of Assisi College of Cavite, STI College – Bacoor, The Bearer of Light and Wisdom Colleges; City of Imus – Montessori Professional College – Imus, Southern Philippines Institute of Science and Technology; City of Dasmariñas – Brookfield College, Far Eastern Polytechnic College, AMA Computer College – Dasmariñas, Southern Luzon College of Business, Maritime, and Science and Technology, Inc. – Cavite, Oxfordian College, Philippine Christian University, Saint Jude College, University of Perpetual Help System – GMA, Far Eastern University – Cavite, Young Ji College (City of Gen. Trias), Jesus Reigns Christian College-Amadeo Foundation, Colegio de Amore (Trece Martires City), Cavite West Point College-Magallanes Inc., Western Colleges (Naic)

Source: Higher Education Institutions in Cavite

Table 3.45 Enrolment in Higher Education Institutions (Masteral to Doctoral Degree) by Classification and School, Province of Cavite: S.Y. 2019-2020

City/Municipality	Masteral			Doctoral			Total		
	Male	Female	Total	Male	Female	Total	Male	Female	Total
PUBLIC									
Cavite City									
Cavite State University-Cavite City	-	-	-	-	-	-	3,644	1,235	4,879
Rosario									
Cavite State University-Rosario	-	-	-	-	-	-	3,326	3,638	6,964
City of Bacoor									
Cavite State University-Bacoor	-	-	-	-	-	-	2,648	3,150	5,798
City of Imus									
Cavite State University-Imus	-	-	-	-	-	-	3,943	5,414	9,357
City of Dasmariñas									
Technological University of the Philippines - Cavite	-	3,885	3,885	-	-	-	2,617	5,153	7,770
Carmona									
Cavite State University-Carmona	-	-	-	-	-	-	2,127	2,598	4,725

City/Municipality	Male	Masteral Female	Total	Male	Doctoral Female	Total	Male	Total Female	Total
Silang									
Cavite State University-Silang	-	-	-	-	-	-	2,714	3,959	6,673
Philippine National Police Academy	-	-	-	-	-	-	915	175	1,090
City of General Trias									
Cavite State University-Gen. Trias	-	-	-	-	-	-	1,062	1,531	2,593
Indang									
Cavite State University-Main	789	1,409	2,198	66	149	215	16,211	20,965	37,176
Tanza									
Cavite State University-Tanza	-	-	-	-	-	-	521	735	1,256
Trece Martires City									
Cavite State University-Trece Martires City	-	-	-	-	-	-	919	1,475	2,394
Trece Martires City College	-	-	-	-	-	-	521	755	1,276
Maragondon									
Polytechnic University of the Philippines-Maragondon	18	86	104	-	-	-	516	812	1,328
Naic									
Cavite State University-Naic	-	-	-	-	-	-	1,132	1,392	2,524
Subtotal ^a	807	5,380	6,187	66	149	215	42,816	52,987	95,803
PRIVATE									
Cavite City									
St. Joseph College - Cavite	14	33	47	-	-	-	29	95	124
San Sebastian College - Recoletos de Cavite	-	-	-	-	-	-	238	162	400
Rosario									
STI College - Rosario	-	-	-	-	-	-	645	507	1,152
City of Bacoor									
St. Dominic College of Asia	9	13	22	-	-	-	1,205	1,001	2,206
University of Perpetual Help System Dalta- Molino Campus	-	-	-	-	-	-	600	571	1,171
City of Imus									
Colegio de Porta Vaga	-	-	-	-	-	-	254	293	547
Imus Institute of Science and Technology	-	-	-	-	-	-	113	221	334
Informatics College Cavite, Inc.	-	-	-	-	-	-	10	25	35
Unida Christian College	-	-	-	-	-	-	16	34	50
City of Dasmariñas									
AISAT Colleges-Dasmariñas	-	-	-	-	-	-	439	653	1,092
De La Salle University - Dasmariñas	431	840	1,271	118	242	360	3,941	4,786	8,727
De La Salle Health Sciences Institute	6	38	44	-	-	-	1,138	2,420	3,558
Emilio Aguinaldo College	-	-	-	-	-	-	1,381	1,817	3,198
MOL Magsaysay Maritime Academy	-	-	-	-	-	-	553	13	566
National College of Science and Technology	-	-	-	-	-	-	2,429	2,207	4,636
PNTC Colleges	-	-	-	-	-	-	1,968	71	2,039
PTS College & Advanced Studies (Presbyterian Theological Seminary)	23	6	29	11	1	12	127	70	197
STI College - Dasmariñas	-	-	-	-	-	-	402	316	718
Carmona									
STI Education Services Group, Inc. (STI eCollege - Southwoods, Inc.)	-	-	-	-	-	-	184	138	322
Silang									
Adventist International Institute of Advanced Studies	243	86	329	121	30	151	372	120	492
Adventist University of the Philippines Our Lady of La Salette College Seminary Inc.	65	146	211	57	43	100	1,380	1,942	3,322
Philippine Missionary Institute	-	-	-	-	-	-	86	-	86
Rogationist College	-	-	-	-	-	-	112	76	188
Saint Paul Seminary Foundation	-	-	-	-	-	-	114	155	269
South Forbes City College	-	-	-	-	-	-	75	5	80
City of General Trias									
Lyceum of the Philippines University	-	-	-	-	-	-	9	2	11
Tanza									
Far East Asia Pacific Institute of Tourism and Technology	30	73	103	3	8	11	3,096	3,312	6,408
Power School of Technology	-	-	-	-	-	-	92	99	191
Magallanes									
Kurios Christian College Foundation	-	-	-	-	-	-	126	195	321
Naic									
Granby College of Science and Technology	-	-	-	-	-	-	69	98	167
	-	-	-	-	-	-	385	307	692

Table 3.45 continued...

City/Municipality	Male	Masteral Female	Total	Male	Doctoral Female	Total	Male	Total Female	Total
Tagaytay City									
Divine Word Seminary	63	3	66	-	-	-	180	5	185
Olivarez College - Tagaytay	-	-	-	-	-	-	466	208	674
STI College - Tagaytay	-	-	-	-	-	-	106	78	184
Ternate									
Cavite West Point College	-	-	-	-	-	-	335	358	693
Subtotal^b	884	1,238	2,122	310	324	634	22,675	22,360	45,035
Total^{a,b}	1,691	6,618	8,309	376	473	849	65,491	75,347	140,838

^a does not include enrolment from Eulogio "Amang" Rodriguez Institute of Science and Technology (GMA), Polytechnic University of Philippines-Alfonso Campus (Alfonso), City College of Tagaytay (Tagaytay City)

^b does not include enrolment from Cavite West Point College-Cavite City, City of Bacoor – ISHRM School System, PIMSAT College, Saint Francis of Assisi College of Cavite, STI College – Bacoor, The Bearer of Light and Wisdom Colleges; City of Imus – Montessori Professional College – Imus, Southern Philippines Institute of Science and Technology; City of Dasmariñas – Brookfield College, Far Eastern Polytechnic College, AMA Computer College – Dasmariñas. Southern Luzon College of Business, Maritime, and Science and Technology, Inc. – Cavite, Oxfordian College, Philippine Christian University, Saint Jude College, University of Perpetual Help System – GMA, Far Eastern University – Cavite, Young Ji College (City of Gen. Trias), Jesus Reigns Christian College-Amadeo Foundation, Colegio de Amore (Trece Martires City), Cavite West Point College-Magallanes Inc., Western Colleges (Naic)

Source: Higher Education Institutions in Cavite

Among 50 HEIs, PNTC Colleges produced the highest number of graduates in the pre-baccalaureate program with 440 students, followed by Colegio de Porta Vaga with 255 graduates. In the baccalaureate program, Cavite State University-Main Campus produced the highest number of graduates with 3,480 students, followed by De La Salle University – Dasmariñas and Lyceum of the Philippines University Cavite with 2,481 and 1,886 graduates,

respectively. De La Salle Health Sciences Institute has the most number of post-baccalaureate graduates (241). For the master's degree, Adventist University of the Philippines has the largest number of graduates (119), while for doctoral's degree, Adventist International Institute of Advanced Studies produced the highest number of graduates (24).

Table 3.46 Number of Graduates in Higher Education Institutions (Pre-Baccalaureate to Post-Baccalaureate) by Classification and School, Province of Cavite: S.Y. 2019-2020

City/Municipality	Male	Pre-Baccalaureate Female	Total	Male	Baccalaureate Female	Total	Male	Post Baccalaureate Female	Total
PUBLIC									
Cavite City									
Cavite State University-Cavite City	-	-	-	19	18	37	-	-	-
Rosario									
Cavite State University-Rosario	5	7	12	8	12	20	-	-	-
City of Bacoor									
Cavite State University-Bacoor	-	-	-	4	9	13	-	-	-
City of Imus									
Cavite State University-Imus	-	2	2	31	75	106	-	-	-
City of Dasmariñas									
Technological University of the Philippines - Cavite	75	34	109	220	129	349	-	-	-
Carmona									
Cavite State University-Carmona	2	1	3	12	14	26	-	-	-
Silang									
Cavite State University-Silang	7	5	12	16	14	30	-	-	-
Philippine National Police Academy	-	-	-	157	47	204	-	-	-
City of General Trias									
Cavite State University-Gen. Trias	-	-	-	3	2	5	-	-	-
Indang									
Cavite State University-Main	119	109	228	1,302	2,178	3,480	-	-	-
Tanza									
Cavite State University-Tanza	-	-	-	3	1	4	-	-	-
Trece Martires City									
Cavite State University-Trece Martires City	-	1	1	2	3	5	-	-	-
Trece Martires City College	-	-	-	58	176	234	-	-	-
Maragondon									
Polytechnic University of the Philippines-Maragondon	-	-	-	137	239	376	-	-	-
Naic									
Cavite State University-Naic	4	1	5	14	13	27	-	-	-
Subtotal^a	212	160	372	1,986	2,930	4,916	-	-	-
PRIVATE									
Cavite City									
St. Joseph College - Cavite	-	-	-	4	9	13	-	-	-
San Sebastian College - Recoletos de Cavite	1	1	2	16	17	33	-	-	-

Table 3.46 continued...

City/Municipality	Pre-Baccalaureate			Baccalaureate			Post Baccalaureate		
	Male	Female	Total	Male	Female	Total	Male	Female	Total
Rosario									
STI College - Rosario	3	5	8	43	78	121	-	-	-
City of Bacoar									
St. Dominic College of Asia	15	12	27	141	248	389	-	-	-
University of Perpetual Help System Dalta- Molino Campus	4	1	5	210	354	564	-	-	-
City of Imus									
Colegio de Porta Vaga	121	134	255	25	32	57	-	-	-
Imus Institute of Science and Technology	-	-	-	44	78	122	-	-	-
Informatics College Cavite, Inc.	-	-	-	-	-	-	-	-	-
Unida Christian College	-	-	-	3	3	6	-	-	-
City of Dasmariñas									
AISAT Colleges-Dasmariñas	106	91	197	-	-	-	-	-	-
De La Salle University - Dasmariñas	8	5	13	1,011	1,470	2,481	18	32	50
De La Salle Health Sciences Institute	-	-	-	192	401	593	85	156	241
Emilio Aguinaldo College	3	2	5	160	270	430	-	-	-
MOL Magsaysay Maritime Academy	-	-	-	-	-	-	-	-	-
National College of Science and Technology	35	47	82	342	396	738	-	-	-
PNTC Colleges	425	15	440	286	9	295	-	-	-
PTS College & Advanced Studies (Presbyterian Theological Seminary)	-	-	-	9	13	22	-	-	-
STI College - Dasmariñas	-	-	-	198	182	380	-	-	-
Carmona									
STI Education Services Group, Inc. (STI eCollege - Southwoods, Inc.)	-	-	-	77	56	133	-	-	-
Silang									
Adventist International Institute of Advanced Studies	-	-	-	-	-	-	3	-	3
Adventist University of the Philippines	2	4	6	227	303	530	-	-	-
Our Lady of La Salette College Seminary Inc.	52	-	52	21	-	21	-	-	-
Philippine Missionary Institute	-	-	-	17	12	29	-	-	-
Rogationist College	3	1	4	79	67	146	-	-	-
Saint Paul Seminary Foundation	-	-	-	34	-	34	-	-	-
South Forbes City College	-	-	-	-	1	1	-	-	-
City of General Trias									
Lyceum of the Philippines University	-	-	-	806	1,080	1,886	-	-	-
Tanza									
Far East Asia Pacific Institute of Tourism and Technology	16	15	31	3	8	11	-	-	-
Power School of Technology	-	-	-	30	69	99	-	-	-
Magallanes									
Kurios Christian College Foundation	-	-	-	28	36	64	-	-	-
Naic									
Granby College of Science and Technology	-	-	-	71	65	136	-	-	-
Tagaytay City									
Divine Word Seminary	-	-	-	-	-	-	48	-	48
Olivarez College - Tagaytay	-	-	-	38	54	92	-	-	-
STI College - Tagaytay	-	1	1	14	11	25	-	-	-
Ternate									
Cavite West Point College	-	-	-	160	174	334	-	-	-
Subtotal^b	794	334	1,128	4,289	5,496	9,785	154	188	342
Total^{a,b}	1,006	494	1,500	6,275	8,426	14,701	154	188	342

Source: Higher Education Institutions in Cavite

Table 3.47 Number of Graduates in Higher Education Institutions (Masteral to Doctoral Degree) by Classification and School, Province of Cavite: S.Y. 2019-2020

City/Municipality	Masteral			Doctoral			Total		
	Male	Female	Total	Male	Female	Total	Male	Female	Total
PUBLIC									
Cavite City									
Cavite State University-Cavite City	-	-	-	-	-	-	19	18	37
Rosario									
Cavite State University-Rosario	-	-	-	-	-	-	13	19	32
City of Bacoar									
Cavite State University-Bacoar	-	-	-	-	-	-	4	9	13
City of Imus									
Cavite State University-Imus	-	-	-	-	-	-	31	77	108

City/Municipality	Male	Masteral Female	Total	Male	Doctoral Female	Total	Male	Total Female	Total
City of Dasmariñas									
Technological University of the Philippines - Cavite	-	-	-	-	-	-	295	163	458
Carmona									
Cavite State University-Carmona	-	-	-	-	-	-	14	15	29
Silang									
Cavite State University-Silang	-	-	-	-	-	-	23	19	42
Philippine National Police Academy	-	-	-	-	-	-	157	47	204
City of General Trias									
Cavite State University-Gen. Trias	-	-	-	-	-	-	3	2	5
Indang									
Cavite State University-Main	89	28	117	3	5	8	1,513	2,320	3,833
Tanza									
Cavite State University-Tanza	-	-	-	-	-	-	3	1	4
Trece Martires City									
Cavite State University-Trece Martires City	-	-	-	-	-	-	2	4	6
Trece Martires City College	-	-	-	-	-	-	58	176	234
Maragondon									
Polytechnic University of the Philippines-Maragondon	-	-	-	-	-	-	137	239	376
Naic									
Cavite State University-Naic	-	-	-	-	-	-	18	14	32
Subtotal ^a	89	28	117	3	5	8	2,290	3,123	5,413
PRIVATE									
Cavite City									
St. Joseph College - Cavite	-	11	11	-	-	-	4	20	24
San Sebastian College - Recoletos de Cavite	6	4	10	-	-	-	23	22	45
Rosario									
STI College - Rosario	-	-	-	-	-	-	46	83	129
City of Bacoor									
St. Dominic College of Asia	1	-	1	-	-	-	157	260	417
University of Perpetual Help System Dalta- Molino Campus	-	-	-	-	-	-	214	355	569
City of Imus									
Colegio de Porta Vaga	-	-	-	-	-	-	146	166	312
Imus Institute of Science and Technology	-	-	-	-	-	-	44	78	122
Informatics College Cavite, Inc.	-	-	-	-	-	-	-	-	-
Unida Christian College	-	-	-	-	-	-	3	3	6
City of Dasmariñas									
AISAT Colleges-Dasmariñas	-	-	-	-	-	-	106	91	197
De La Salle University - Dasmariñas	30	55	85	8	7	15	1,075	1,569	2,644
De La Salle Health Sciences Institute	-	2	2	-	-	-	277	559	836
Emilio Aguinaldo College	-	-	-	-	-	-	163	272	435
MOL Magsaysay Maritime Academy	-	-	-	-	-	-	-	-	-
National College of Science and Technology	-	-	-	-	-	-	377	443	820
PNTC Colleges	-	-	-	-	-	-	711	24	735
PTS College & Advanced Studies (Presbyterian Theological Seminary)	4	1	5	-	-	-	13	14	27
STI College - Dasmariñas	-	-	-	-	-	-	198	182	380
Carmona									
STI Education Services Group, Inc. (STI eCollege - Southwoods, Inc.)	-	-	-	-	-	-	77	56	133
Silang									
Adventist International Institute of Advanced Studies	70	26	96	12	12	24	85	38	123
Adventist University of the Philippines	65	54	119	4	1	5	298	362	660
Our Lady of La Salette College Seminary Inc.	-	-	-	-	-	-	73	-	73
Philippine Missionary Institute	-	-	-	-	-	-	17	12	29
Rogationist College	-	-	-	-	-	-	82	68	150
Saint Paul Seminary Foundation	-	-	-	-	-	-	34	-	34
South Forbes City College	-	-	-	-	-	-	-	1	1
City of General Trias									
Lyceum of the Philippines University	22	16	38	-	-	-	828	1,096	1,924
Tanza									
Far East Asia Pacific Institute of Tourism and Technology	-	-	-	-	-	-	19	23	42
Power School of Technology	-	-	-	-	-	-	30	69	99

Table 3.47 continued...

City/Municipality	Male	Masteral Female	Total	Male	Doctoral Female	Total	Male	Total Female	Total
Magallanes									
Kurios Christian College Foundation	-	-	-	-	-	-	28	36	64
Naic									
Granby College of Science and Technology	-	-	-	-	-	-	71	65	136
Tagaytay City									
Divine Word Seminary	13	2	15	-	-	-	61	2	63
Olivarez College - Tagaytay	-	-	-	-	-	-	38	54	92
STI College - Tagaytay	-	-	-	-	-	-	14	12	26
Ternate									
Cavite West Point College	-	-	-	-	-	-	160	174	334
Subtotal^b	211	171	382	24	20	44	5,472	6,209	11,681
Total^{a,b}	300	199	499	27	25	52	7,762	9,332	17,094

Source: Higher Education Institutions in Cavite

In terms of program discipline, most pre-baccalaureate enrolment and graduates are from the IT-related disciplines. Courses from the business administration and related discipline are the most popular in baccalaureate courses in the province, producing the largest enrolment and graduates. Most post-baccalaureate enrolments are from the Education Science and Teacher Training

discipline, and graduates are all males from the Religion and Theology (3) and Business Administration and Related discipline (1). In the master's degree and doctorate, the most number of enrolment and graduates are from the Education Science and Teacher Training discipline. It is also notable that 65.98 percent of enrolment in master's degree are females.

Table 3.48 Distribution of Enrolment (S.Y. 2019-2020) and Graduates (S.Y. 2018-2019) of Higher Education Institutions by Sex, Program Level and Discipline, Province of Cavite (Pre-Baccalaureate and Baccalaureate)

Discipline Group	Pre-Baccalaureate						Baccalaureate					
	Male	Enrolment Female	Total	Male	Graduates Female	Total	Male	Enrolment Female	Total	Male	Graduates Female	Total
Agriculture, Forestry, Fisheries	15	29	44	14	23	37	365	444	809	42	102	144
Architecture and Town Planning	17	6	23	13	4	17	807	799	1,606	80	104	122
Business Administration and Related	449	484	933	111	214	325	13,213	20,884	34,097	3,001	5,778	7,985
Education Science and Teacher Training	0	0	0	0	0	0	2,407	5,750	8,157	563	1,909	2,411
Engineering and Tech	278	64	342	490	150	640	7,675	3,112	10,787	1,352	623	1,658
Fine and Applied Arts	0	0	0	0	0	0	88	62	150	67	63	130
General	18	31	49	0	0	0	149	512	661	43	114	157
Humanities	0	0	0	0	0	0	197	287	484	71	54	90
IT-Related Disciplines	139	91	230	58	34	92	8,496	3,943	12,439	2,087	1,238	3,044
Law and Jurisprudence	0	0	0	0	0	0	25	19	44	0	0	0
Maritime	0	0	0	0	0	0	2,782	74	2,856	241	6	247
Mass Communication and Documentation	0	0	0	0	0	0	821	1,152	1,973	159	327	305
Mathematics	0	0	0	0	0	0	152	108	260	13	20	27
Medical and Allied	0	13	13	2	1	3	2,800	6,355	9,155	428	1,140	1,568
Natural Science	0	0	0	0	0	0	431	720	1,151	99	186	90
Other Disciplines	0	0	0	0	0	0	4,627	1,980	6,607	835	396	1,178
Religion and Theology	0	0	0	0	0	0	321	69	390	88	20	108
Service Trades	0	0	0	0	0	0	1,305	3,287	4,592	238	1,060	1,298
Social and Behavioral Sciences	0	0	0	0	0	0	1,655	4,233	5,888	282	1,101	1,246
Total	916	718	1,634	688	426	1,114	48,316	53,790	102,106	9,689	14,241	21,808

Source: Commission on Higher Education (CHED) IV MIS Section

Table 3.49 Distribution of Enrolment (S.Y. 2019-2020) and Graduates (S.Y. 2018-2019) of Higher Education Institutions by Sex, Program Level and Discipline, Province of Cavite (Post-Baccalaureate and Masteral)

Discipline Group	Post-Baccalaureate						Masteral					
	Male	Enrolment Female	Total	Male	Graduates Female	Total	Male	Enrolment Female	Total	Male	Graduates Female	Total
Agriculture, Forestry, Fisheries	0	0	0	0	0	0	178	347	525	3	4	7
Architecture and Town Planning	0	0	0	0	0	0	11	5	16	1	0	0
Business Administration and Related	0	0	0	1	0	1	285	489	774	51	57	75
Education Science and Teacher Training	81	216	297	0	0	0	403	1,431	1,834	238	175	389
Engineering and Tech	0	0	0	0	0	0	69	29	98	0	1	0
Fine and Applied Arts	0	0	0	0	0	0	0	0	0	0	0	0
General	0	0	0	0	0	0	0	0	0	0	0	0
Humanities	0	0	0	0	0	0	38	119	157	0	2	0
IT-Related Disciplines	0	0	0	0	0	0	43	19	62	1	0	1

Table 3.49 continued...

Discipline Group	Post-Baccalaureate						Masteral					
	Enrolment			Graduates			Enrolment			Graduates		
	Male	Female	Total	Male	Female	Total	Male	Female	Total	Male	Female	Total
Law and Jurisprudence	0	0	0	0	0	0	0	0	0	0	0	0
Maritime	0	0	0	0	0	0	0	0	0	0	0	0
Mass Communication and Documentation	0	0	0	0	0	0	0	0	0	0	0	0
Mathematics	0	0	0	0	0	0	19	32	51	4	9	13
Medical and Allied	0	1	1	0	0	0	61	112	173	10	26	36
Natural Science	0	0	0	0	0	0	28	52	80	0	6	6
Other Disciplines	18	14	32	0	0	0	48	45	93	0	1	1
Religion and Theology	0	0	0	3	0	3	238	28	266	85	7	92
Service Trades	0	0	0	0	0	0	0	0	0	0	0	0
Social and Behavioral Sciences	0	0	0	0	0	0	41	128	169	4	3	7
Total	99	231	330	4	0	4	1,462	2,836	4,298	397	291	627

Source: Commission on Higher Education (CHED) IV MIS Section

Table 3.50 Distribution of Enrolment (S.Y. 2019-2020) and Graduates (S.Y. 2018-2019) of Higher Education Institutions by Sex, Program Level and Discipline, Province of Cavite (Doctorate and Total)

Discipline Group	Doctorate						Total					
	Enrolment			Graduates			Enrolment			Graduates		
	Male	Female	Total	Male	Female	Total	Male	Female	Total	Male	Female	Total
Agriculture, Forestry, Fisheries	16	22	38	3	2	5	574	842	1,416	62	131	193
Architecture and Town Planning	0	0	0	0	0	0	835	810	1,645	94	108	139
Business Administration and Related	59	35	94	10	7	17	14,006	21,892	35,898	3,174	6,056	8,403
Education Science and Teacher Training	73	193	266	3	6	9	2,964	7,590	10,554	804	2,090	2,809
Engineering and Tech	0	0	0	0	0	0	8,022	3,205	11,227	1,842	774	2,298
Fine and Applied Arts	0	0	0	0	0	0	88	62	150	67	63	130
General	0	0	0	0	0	0	167	543	710	43	114	157
Humanities	36	102	138	1	4	5	271	508	779	72	60	95
IT-Related Disciplines	0	0	0	0	0	0	8,678	4,053	12,731	2,146	1,272	3,137
Law and Jurisprudence	0	0	0	0	0	0	25	19	44	0	0	0
Maritime	0	0	0	0	0	0	2,782	74	2,856	241	6	247
Mass Communication and Documentation	0	0	0	0	0	0	821	1,152	1,973	159	327	305
Mathematics	0	0	0	0	0	0	171	140	311	17	29	40
Medical and Allied	4	9	13	2	4	6	2,865	6,490	9,355	442	1,171	1,613
Natural Science	9	8	17	1	0	1	468	780	1,248	100	192	97
Other Disciplines	29	29	58	0	0	0	4,722	2,068	6,790	835	397	1,179
Religion and Theology	71	3	46	7	0	7	630	100	702	183	27	210
Service Trades	0	0	0	0	0	0	1,305	3,287	4,592	238	1,060	1,298
Social and Behavioral Sciences	20	23	43	5	1	6	1,716	4,384	6,100	291	1,105	1,259
Total	317	424	713	32	24	56	51,110	57,999	109,081	10,810	14,982	23,609

Source: Commission on Higher Education (CHED) IV MIS Section

Technical Vocational Education and Training

Technical and Vocational Education and Training (TVET) refers to “aspects of the educational process involving, in addition to general education, the study of technologies and related sciences, and the acquisition of practical skills, attitudes, understanding, and knowledge relating to occupants in various sectors of economic and social life” (UNESCO and International Labor Organization (ILO)).

Through the enactment of Republic Act No.7796, known as the “Technical Education and Skill Development Act of 1994”, Technical Education and Skills Development Authority (TESDA) was established under the Department of Labor and Employment (DOLE) and the Office of the Cabinet Secretary and declared as the agency responsible for managing and supervising technical education and skills development in the Philippines. TESDA is the merged agency of the National Manpower and Youth Council (NMYC) of DOLE, the Bureau of Technical and Vocational Education (BVTE) of the Department of Education, Culture and Sports (DECS), and the Apprenticeship Program of the Bureau of Local Employment (BLE) of DOLE. The fusion of

these offices was meant to reduce overlapping in skills development activities initiated by various public and private sector agencies and to provide national directions for the country’s TVET system. Hence, one of the main objectives of TESDA is the formulation of a comprehensive development plan for middle-level manpower based on the National Technical Education and Skills Development Plan.

TVET programs are delivered through various modalities, which include school-based, center-based, community-based, and enterprised-based training.

A school-based program is the direct provision of programs by TESDA administered schools while the center-based program is being undertaken in the TESDA training centers.

Furthermore, community-based training for Enterprise Development Program is primarily addressed to the poor and marginal groups, those who cannot access or are not accessible by formal training provisions. They have low skills, limited management abilities, and have few

economic options. They have no access to capital – most of them are unqualified for formal credit programs. The program goes further than just mere skills training provision. It is purposively designed to catalyze the creation of livelihood enterprises. It shall be implemented by the trainees, immediately after the training. Likewise, it is designed to assist partner agencies such as LGUs, NGOs, people organizations, and other agencies organizations with a mission of helping the poor get into productive undertakings for themselves and their communities.

On the other hand, enterprise-based programs are training programs implemented within companies/firms. These programs are as follows:

- Apprenticeship Program is a training and employment program involving a contract between an apprentice and an employer on an approved apprentice occupation. Generally, it aims to provide a mechanism that will ensure the availability of qualified and skilled workers based on industry requirements. The period of apprenticeship covers a minimum of four months and a maximum of six months. Only companies with approved and registered apprenticeship programs under TESDA can hire apprentices.
- Learnership Program is a practical training on-the-job for approved learnable occupations, for a period not exceeding three months. Only companies with TESDA-approved and registered learnership programs can hire learners.
- Dual Training System (DTS) is an instructional mode of delivery for technology-based education and training in which learning takes place alternately in two venues: the school or training center and the company.

One of the strategic approaches to this program is the conversion of selected industry practices/programs registered under the apprenticeship program into the DTS modality.

TESDA and other vocational schools offer short programs or two-year courses on technology and skills development like automotive technology, nursing aide training, tourism, photography, computer technology, drafting, among others. Upon graduation from these courses, students take a national certification examination from TESDA to obtain a certificate or diploma.

Programs took in TESDA and other schools are also ladderized. It means that upon completion of a particular course, units taken can be credited if the graduate decides to enroll in a related field in a college or university.

As of May 2019, there are 144 technical-vocational institutions in the province wherein 24 are higher education institutions (HEI), one LGU-run, one local university and colleges (LUCs), one non-government organization (NGO) or foundation, two TESDA Technology Institutions (TTIs), four farm school or Program on Accelerating Farm School Establishment (PAFSE), and 111 Technical-Vocational Institutions.

Table 3.51 Number of TVET Institutions by District, Province of Cavite: as of May 2019

District	HEI	LGU-run	LUC	NGO	TTI	PAFSE	TVI	Total
1 st District	2				1		8	11
2 nd District	4	1					16	21
3 rd District	4		1				13	18
4 th District	4			1	1		31	37
5 th District	4					1	17	22
6 th District	1						6	7
7 th District	1					2	9	12
8 th District	4					1	11	16
Total	24	1	1	1	2	4	111	144

Source: Technical Education and Skills Development Authority Cavite

Moreover, there are 388 TESDA programs offered in the province, wherein 352 are with training regulation (WTR), and 36 are without training regulation (NTR). WTR refers to programs registered under the UTPRAS with the appropriate promulgated Training Regulations as Page 2 basis for its registration. NTR refers to programs registered under UTPRAS not covered yet by any promulgated Training Regulations.

Further, eight TESDA programs are offered in the dual training system (DTS), and 15 are offered in the mobile training program (MTP). DTS is a raining modality that combines theoretical and practical training. MTP refers to a registered program that is transportable, bringing with it all the necessary tools, equipment, consumables, including a qualified trainer.

Table 3.52 Number of TESDA Programs and Training Status by District, Province of Cavite: as of May 2019

District	Total Programs	WTR	NTR	DTS	MTP
1 st District	28	25	3	3	1
2 nd District	63	59	4		2
3 rd District	73	68	5	2	3
4 th District	90	79	11	3	3
5 th District	58	55	3		4
6 th District	20	17	3		2
7 th District	23	21	2		0
8 th District	33	28	5		0
Total	388	352	36	8	15

Source: Technical Education and Skills Development Authority Cavite

Health

Health service delivery in Cavite has evolved into dual delivery systems of public and private provision, covering the entire range of health interventions with varying degrees of emphasis at different health care levels. Hospitals are mainly classified as general or as Department of Health (DOH) hospitals that provide services for all kinds of illnesses, diseases, injuries, or deformities. It has emergency and outpatient services, primary care services, family medicine, pediatrics, internal medicine, obstetrics-gynecology, surgery, including diagnostic and laboratory services, imaging facility, and pharmacy. Hospitals are further categorized as Level I, II, III, and Infirmary and Custodial Psychiatric Care Facility hospitals.

Level I hospitals are emergency hospitals that provide initial care and management to patients requiring immediate treatment. It also gives primary care on prevalent diseases in the locality, which includes: isolation facilities, maternity, dental clinics, 1st level x-ray, secondary clinical laboratory with consulting pathologist, blood station, and pharmacy.

Level II general hospitals are those that include Level I services and departmentalized clinical services, respiratory units, ICU, HICU and HRP, high-risk pregnancy unit, tertiary clinical laboratory, and 2nd level x-ray.

Level III general hospitals include level II services, and teaching/training, physical medicine and rehabilitation, ambulatory surgery, dialysis, tertiary laboratory, blood bank, and 3rd level x-ray.

The provincial government's budget funds the government hospitals. The municipal or city government's budget finances municipal or city hospitals. Management and financial parameters are determined primarily by the local chief executive and, in varying levels of influence and technical leadership of the respective provincial/city/municipal health officer or chief of hospital.

Health Facilities

The province of Cavite has 55 licensed hospitals providing health services, of which 43 hospitals (78.18%) are privately-owned, and 12 hospitals (21.82%) are government-owned operated hospitals.

As of 2019, 31 general hospitals are level I hospitals, 20 level II hospitals, three Level III hospitals, and one infirmary. The Level III hospitals are De La Salle University Medical Center and St. Paul Hospital Cavite Inc. in the City of Dasmariñas, and General Emilio Aguinaldo Memorial Hospital, a government hospital in Trece Martires City. Moreover, CarSIGMA District Hospital, the government hospital in Gen. Mariano Alvarez, falls under the Infirmary category. Also, it is notable that there are no hospitals in Amadeo, Indang, Gen. Emilio Aguinaldo, Mendez, Ternate, and Magallanes.

The province is also home to the regional hospital for mentally ill patients. The Regional Center for Mental Health, located in Trece Martires City, has been called as Cavite Center for Mental Health (CCMH) since its devolution to the province in 1993.

Table 3.53 List of Licensed Hospitals by Classification and City/Municipality, Province of Cavite: 2019

City/Municipality	Name of Hospital	Authorized Bed Capacity	Category	Service Capability
GOVERNMENT				
1st District				
Cavite City	Cavite Naval Hospital	100	I	Clinical Laboratory (Secondary) X-Ray, Pharmacy
	Dra. Olivia Salamanca Memorial District Hospital (under renovation)	50	I	Clinical Laboratory (Secondary) X-Ray, Pharmacy
Kawit	Kawit Kalayaan Hospital	25	I	Clinical Laboratory (Primary)
2nd District				
City of Bacoar	Bacoar District Hospital	10	I	
4th District				
City of Dasmariñas	Pagamutan Ng Dasmariñas	119	II	
5th District				
Carmona	Pagamutan Bayan ng Carmona	15	I	UTZ, X-Ray, Pharmacy, Clinical Lab etc.
Gen. M. Alvarez	CarSIGMA District Hospital	19	Infirmary	
6th District				
City of Gen. Trias	General Trias Medicare Hospital	10	I	Clinical Laboratory (Primary)
7th District				
Trece Martires City	General Emilio Aguinaldo Memorial Hospital	284	III	Clinical Laboratory (Tertiary), X-Ray, Pharmacy, CT-Scan, HIV Testing, Blood Bank
8th District				
Maragondon	Cavite Municipal Hospital	10	I	Clinical Laboratory (Primary) Pharmacy
Naic	Naic Medicare	10	I	Infirmary
Tagaytay City	Ospital ng Tagaytay	12	I	
PRIVATE				
1st District				
Cavite City	Bautista Hospital	60	II	Clinical Laboratory (Tertiary, X-Ray, Pharmacy, CT-Scan
	A. De La Cruz Maternity Hospital	11	I	Clinical Laboratory (Secondary) X-Ray, Pharmacy

City/Municipality	Name of Hospital	Authorized Bed Capacity	Category	Service Capability
Kawit Noveleta Rosario	Cavite Medical Center	60	II	Clinical Laboratory (Tertiary, X-Ray, Pharmacy, Dialysis (6)
	Binakayan Hospital and Medical Center	100	II	
	St. Martin Maternity and Pediatric Hospital	42	I	Clinical Laboratory (Secondary) X-Ray, Pharmacy
	E. Contreras Medical Clinic	24	II	Clinical Laboratory (Secondary) X-Ray, Pharmacy
	Our Savior Hospital, Inc.	25	II	Clinical Laboratory (Secondary) X-Ray, Pharmacy
2nd District				
City of Bacoor	Bacoor Doctors Medical Center	60	I	Clinical Laboratory (Secondary) X-Ray, Pharmacy, Blood Station
	Crisostomo General Hospital	20	I	Clinical Laboratory (Secondary) X-Ray, Pharmacy
	Metro South Medical Center	50	II	Clinical Laboratory (Tertiary) X-Ray, Pharmacy, Dialysis (5)
	Molino Doctors Hospital	38	I	Clinical Laboratory (Secondary) X-Ray, Pharmacy, Dialysis (6), Mammography
	Prime Global Care Medical Center, Inc.	12	I	Clinical Laboratory (Secondary) X-Ray, Pharmacy
	Southeast Asian Medical Center, Inc.	50	II	Clinical Laboratory (Tertiary) X-Ray, Pharmacy, CT-Scan, Mammography, HIV Testing
	St. Dominic Medical Center, Inc.	100	II	Clinical Laboratory (Tertiary) X-Ray, Pharmacy, CT Scan, Blood Station
	YR - St. Michael Medical Hospital, Inc.	48	I	Secondary Clinical Laboratory, X-Ray, Pharmacy, Blood Station
3rd District				
City of Imus	Imus Family Hospital, Inc.	15	I	Clinical Laboratory (Secondary) X-Ray, Pharmacy
	Medical Center Imus	90	II	
	Our Lady of the Pillar Medical Center	98	II	Clinical Laboratory (Tertiary) Blood Station, HIV Testing, Laboratory, Pharmacy
	Paredes Primary Care Center	17	I	Clinical Laboratory (Secondary) X-Ray, Pharmacy, Blood Station
4th District				
City of Dasmariñas	Asia Medic Family Hospital and Medical Center	50	II	Clinical Laboratory (Secondary) X-Ray, Pharmacy
	Dasmariñas City Medical Center Inc.	60	II	Clinical Laboratory (Tertiary) X-Ray, Pharmacy, CT-Scan, Blood Station
	De La Salle University Medical Center	300	III	Clinical Laboratory (Tertiary) X-Ray, Pharmacy, CT-Scan, Blood Station, HIV Testing, Mammography
	Emilio Aguinaldo College Medical Center	154	II	Clinical Laboratory (Tertiary) X-Ray, Pharmacy, CT-Scan, Dialysis (4)
	St. Paul Hospital Cavite Inc.	100	III	Clinical Laboratory (Tertiary) X-Ray, Pharmacy
5th District				
Carmona Gen. M. Alvarez	Carmona Hospital MC	71	II	X-ray, Ultrasound, Mammography, Pharmacy
	San Jose Hospital and Medical Center Inc.	15	I	Clinical Laboratory (Secondary) X-Ray, Pharmacy
Silang	Estrella Hospital	20	I	Clinical Laboratory (Secondary) X-Ray, Pharmacy
	St. Mazenod Hospital Inc.	12	I	Clinical Laboratory (Secondary) X-Ray, Pharmacy
	Velazco Hospital	25	I	Clinical Laboratory (Secondary) X-Ray, Pharmacy, Dialysis (8)
	Silang Doctors Hospital	10	I	
	Adventist University Hospital	10	I	
	Silang Specialist Medical Center	100	II	
6th District				
City of Gen. Trias	Divine Grace Medical Center	50	II	
	General Trias Maternity and Pediatric Hospital	50	I	Clinical Laboratory (Secondary) X-Ray, Pharmacy, Dialysis (3)
	Gentri Doctors Medical Center Inc.	69	II	Clinical Laboratory (Tertiary) X-Ray, Pharmacy, CT Scan, Blood Station, Dialysis (6)
	Gentri Medical Center and Hospital Inc.	50	II	Clinical Laboratory (Tertiary) X-Ray, Pharmacy, Blood Station, Dialysis (4)
7th District				
Tanza	JNRAL Family Corporation	22	I	Clinical Laboratory (Secondary) X-Ray, Pharmacy

Table 3.53 continued...

City/Municipality	Name of Hospital	Authorized Bed Capacity	Category	Service Capability
	Tanza Family General Hospital	30	I	Clinical Laboratory (Secondary) X-Ray, Pharmacy, Dialysis (4), CT-Scan
Trece Martires City	M.V Santiago Medical Center	75	I	Clinical Laboratory (Secondary), X-Ray, Pharmacy, CT-Scan, Dialysis (4)
8th District				
Alfonso	DLS-Dr. Rodolfo Poblete Memorial Hospital	20	I	Clinical Laboratory (Secondary) X-Ray, Pharmacy
Naic	Naic Doctors Hospital, Inc.	30	I	Primary
	First Filipino Saint Hospital	50	I	
Tagaytay City	Tagaytay Hospital and Medical Center	90	II	

Source: Cavite Provincial Health Office, Trece Martires City

Local Health Facilities

Table 3.54 Number of Rural Health Units and Barangay Health Stations by City/Municipality, Province of Cavite: 2018

City/Municipality	Number of Barangays	Rural Health Units	Barangay Health Stations
1st District	143	9	44
Cavite City	84	5	0
Kawit	23	2	21
Noveleta	16	1	3
Rosario	20	1	20
2nd District	73	7	59
City of Bacoor	73	7	59
3rd District	97	3	39
City of Imus	97	3	39
4th District	75	2	87
City of Dasmarinas	75	2	87
5th District	105	5	108
Carmona	14	1	12
Gen. M. Alvarez	27	2	28
Silang	64	2	68
6th District	33	2	39
City of Gen. Trias	33	2	39
7th District	116	4	101
Amadeo	26	1	14
Indang	36	1	33
Tanza	41	1	37
Trece Martires City	13	1	17
8th District	187	8	139
Alfonso	32	1	27
Gen. E. Aguinaldo	14	1	10
Magallanes	16	1	11
Maragondon	27	1	11
Mendez	24	1	17
Naic	30	1	27
Tagaytay City	34	1	34
Temate	10	1	2
CAVITE	829	40	616

Source: Cavite Provincial Health Office, Trece Martires City

Augmenting the health care services of the existing hospitals are the 40 rural health units (RHU) and 616 barangay health stations (BHS) located all over the province. Rural health units (RHUs) are created for every municipality to improve access to primary health care facilities and services in the barangay. RHUs are managed thru their city/municipal health officers and staffed with doctors, nurses, midwives, medical technologists, sanitary inspectors, nutritionists, and volunteer health workers. The basic health services delivered include medical consultation services, treatments of minor ailments, maternal and child health care, dental health, nutrition, the dispensation of drugs and medicines, on calls and attendance at home, immunization and conduct of health education, family planning, sanitation campaign, and other related activities.

On the other hand, the barangay health station (BHS) is the primary health care facility at the barangay level. BHS provides first aid, maternal and child health care, diagnosis of social diseases, and other basic health services to all the members of the community it is serving. It is commonly staffed with rural health midwives, barangay nutrition scholars, and barangay health workers, and they follow a schedule of medical services from Monday to Friday. Sometimes health centers schedule special medical projects or missions and conduct health education classes during weekends, especially when the DOH issues health warnings and epidemic cases.

As of 2018, most RHUs are in the City of Bacoor with seven (7) RHUs, followed by Cavite City (5), City of Imus (3), City of Dasmarinas (2), City of Gen. Trias (2), Gen. Mariano Alvarez (2), Silang (2), Kawit (2) and the rest has one (1) RHU per city/municipality. Moreover, most BHS are in the City of Dasmarinas (87), Silang (68), City of Bacoor (59), and City of Imus and City of Gen. Trias with 39 BHS. Ideally, there should be one BHS per barangay. However, some far barangays whose residents have difficult access to their Barangay Health Station can obtain services from the health center of their neighboring barangay. Moreover, it is notable that Cavite City has no BHS in the municipality.

Hospital Bed-to-Population Ratio

One of the indicators in measuring health service accessibility of hospital and other related facilities is sufficient hospital beds. As a standard set by the Philippine Statistics Authority-National Statistics Coordination Board (PSA-NSCB), there should be one hospital bed per 1,000 population. The 12 government-owned hospitals in Cavite had a combined bed capacity of 664, while private hospitals had a combined bed capacity of 2,383. The bed population ratio stood at 0.72 hospital beds per 1,000 population using the 2019 projected population. It resulted in a need for at least 1,172 beds to meet the standard hospital bed-to-population ratio.

The 1st and 4th Districts have reached the standard set by the government with approximately one hospital bed per 741 individuals and one hospital bed per 935 individuals, respectively. Cavite City with 2.70 hospital beds per 1,000 individuals in the area has the highest rate. The lowest rate is in the municipalities of General Mariano Alvarez and Tanza with a rate of 0.20. However, additional beds are needed in Tanza totaling to 208 unmet hospital bed needs.

Table 3.55 Hospital and Bed Population Ratio by City/Municipality, Province of Cavite: 2019

City/Municipality	Authorized Bed Capacity	Bed-to-Population Ratio	Projected Bed Need	Unmet Bed Needs
1st District	497	1.35	368	
Cavite City	281	2.70	104	
Kawit	125	1.43	88	
Noveleta	42	0.85	49	7
Rosario	49	0.39	127	78
2nd District	388	0.58	670	282
City of Bacoor	388	0.58	670	282
3rd District	220	0.44	504	284
City of Imus	220	0.44	504	284
4th District	783	1.07	730	
City of Dasmariñas	783	1.07	730	
5th District	297	0.52	566	269
Carmona	86	0.72	119	33
Gen. M. Alvarez	34	0.20	169	135
Silang	177	0.64	278	101
6th District	229	0.60	382	153
City of Gen. Trias	229	0.60	382	153
7th District	411	0.71	580	169
Amadeo	-	-	41	41
Indang	-	-	68	68
Tanza	52	0.20	260	208
Trece Martires City	359	1.70	210	
8th District	222	0.53	418	196
Alfonso	20	0.37	54	34
Gen. E.	-	-	27	
Aguinaldo	-	-		
Magallanes	-	-	24	
Maragondon	10	0.25	40	30
Mendez	-	-	34	
Naic	90	0.68	133	43
Tagaytay City	102	1.29	79	
Terate	-	-	27	
CAVITE	3,047	0.72	4,219	1,172

Source: Cavite Provincial Health Office, Trece Martires City

Health Human Resources

Health human resources are the main drivers of the health care system and are essential for the efficient management and operation of the public health system. There are 59 doctors, 30 dentists, 181 nurses, and 295 midwives employed in the city/municipal health offices.

These resulted in the doctor-population ratio of 1:71,152 and the dentist-population ratio of 1: 140,639. As observed, these figures are below the standard doctor-population ratio of 1:20,000 and the dentist-population ratio of 1:20,000.

Nurses have led to a nurse-to-population ratio of 1:23,310, which is above the standard ratio of 1:20,000. Moreover, midwives had marked the ratio of 1: 14,302 against the standard ratio of 1:5,000.

Based on the data, there is a need to increase the number of key health personnel in the province to provide necessary healthcare services to the people. The provincial government is resourcefully applying different strategies to cope up with the increasing demands for various medical and health services.

Barangay Health Workers (BHWs) and Barangay Nutrition Scholars (BNS) are the front liners in providing the basic health and nutrition services in their communities. Additionally, BNS are responsible for identifying malnourished children in their respective barangays. A total of 3,327 barangay health workers and 894 barangay nutrition scholars are present in the province.

Table 3.56 Health Manpower to Population Ratio by City/Municipality, Province of Cavite: 2019

City/Municipality	Doctors		Dentists		Nurses		Midwives		Barangay Health Workers	Barangay Nutrition Scholars
	Number	Ratio	Number	Ratio	Number	Ratio	Number	Ratio		
1st District	12	1:30,693	4	1:92,078	24	1:15,346	41	1:8,983	355	100
Cavite City	8	1:13,014	1	1:104,109	6	1:17,352	16	1:6,507	76	35
Kawit	0	-	0	-	0	-	0	-	104	24
Noveleta	0	-	0	-	7	1:7,043	9	1:5,478	40	19
Rosario	4	1:31,800	3	1:42,400	11	1:11,564	16	1:7,950	135	22
2nd District	8	1:83,759	6	1:111,679	27	1:24,818	35	1:19,145	150	74
City of Bacoor	8	1:83,759	6	1:111,679	27	1:24,818	35	1:19,145	150	74
3rd District	4	1:126,059	3	1:168,079	19	1:26,539	42	1:12,006	72	93
City of Imus	4	1:126,059	3	1:168,079	19	1:26,539	42	1:12,006	72	93
4th District	2	1:365,181	0	-	5	1:146,072	26	1:28,091	324	112
City of Dasmariñas	2	1:365,181	0	-	5	1:146,072	26	1:28,091	324	112
5th District	10	1:56,646	3	1:188,821	10	1:56,646	38	1:14,907	510	105
Carmona	8	1:14,901	2	1:59,603	5	1:23,841	15	1:7,947	120	11
Gen. M. Alvarez	1	1:169,110	1	1:169,110	4	1:42,278	18	1:9,395	103	29
Silang	1	1:278,147	0	-	1	1:278,147	5	1:55,629	287	65
6th District	3	1:127,319	3	1:127,319	14	1:27,283	19	1:20,103	270	82
City of Gen. Trias ^a	3	1:127,319	3	1:127,319	14	1:27,283	19	1:20,103	270	82
7th District	9	1:64,460	5	1:116,028	36	1:16,115	33	1:17,580	518	142
Amadeo	0	-	0	-	5	1:8,238	2	1:20,596	71	18
Indang	1	1:68,454	1	1:68,454	11	1:6,223	9	1:7,606	143	19
Tanza	4	1:64,901	1	1:259,603	12	1:21,634	13	1:19,969	229	62
Trece Martires City	4	1:52,723	3	1:70,297	8	1:26,361	9	1:23,432	75	43
8th District	11	1:37,968	6	1:69,607	46	1:9,079	61	1:6,847	1,128	186
Alfonso	1	1:54,478	1	1:54,478	15	1:3,632	19	1:2,867	205	32
Gen. E. Aguinaldo	1	1:26,644	0	-	1	1:26,644	1	1:26,644	112	16
Magallanes	1	1:23,937	0	-	2	1:11,969	5	1:4,787	93	16
Maragondon	1	1:39,683	1	1:39,683	9	1:4,409	6	1:6,614	312	27

Table 3.56 continued...

City/Municipality	Doctors		Dentists		Nurses		Midwives		Barangay Health Workers	Barangay Nutrition Scholars
	Number	Ratio	Number	Ratio	Number	Ratio	Number	Ratio		
Mendez	1	1:33,987	0	-	6	1:5,665	4	1:8,497	92	24
Naic	4	1:33,316	2	1:66,631	8	1:16,658	22	1:6,057	190	21
Tagaytay City ^a	1	1:79,046	1	1:79,046	4	1:19,762	3	1:26,349	52	40
Ternate	1	1:26,607	1	1:26,607	1	1:26,607	1	1:26,607	72	10
CAVITE	59	1:71,512	30	1:140,639	181	1:23,310	295	1:14,302	3,327	894

^a number of doctors, dentists, nurses, and midwives as of 2018

Source: Cavite Provincial Health Office, Trece Martires City

Nutritional Status of Children

Operation Timbang (OPT) Plus is the annual weighing and height measurement of all preschool children 0-59 months old and children 60-71 months old who are not yet in school and done in communities. OPT Plus is done to identify and locate the malnourished children for a referral to relevant nutrition and nutrition-related services. OPT Plus data are also used for local nutrition action planning, particularly in quantifying the prevalence of wasted, stunted, underweight, overweight, and obese children who will be prioritized for interventions in the community.

From the weighed children, there are 8,075 underweight and 2,768 severely underweight children, with a prevalence rate of 2.63 and 0.90, respectively. The prevalence rate of underweight and severely underweight children has decreased from 2.93 and 1.33, respectively, in 2018. Moreover, 8,356 children are considered overweight, leading to a prevalence rate of 2.72. In terms

of underweight prevalence, the municipality of Maragondon got the highest prevalence of 5.23 percent. In terms of severely underweight prevalence, Magallanes acquired the highest at 2.08 percent. Meanwhile, Tagaytay City got 0.00 underweight and the severely underweight rate, which means that almost all children weighed in their localities are of normal weight.

Furthermore, in terms of height, 16,196 children (5.27%) are considered tall for their age, 268,501 children (87.41%) are of normal height, 15,356 children are stunted (5.00%), and 7,123 children (2.32%) are severely stunted.

In addition, 6,486 children (2.11%) are considered obese for their height, 8,584 children (2.79%) are overweight, 8,416 children (2.74%) are wasted, and 4,267 children (1.39%) are severely wasted.

Table 3.57 Operation Timbang Results (Weight by Age) among 0-59 months old preschool children by City/Municipality, Province of Cavite: 2019

City/Municipality	Number of PS Weighed	Overweight		Normal		Underweight		Severely Underweight	
		Number	Rate	Number	Rate	Number	Rate	Number	Rate
1 st District									
Cavite City	241	3.95	5,601	91.89	201	3.30	52	241	3.95
Kawit	6,404	245	3.83	5,900	92.13	213	3.33	46	0.72
Noveleta	2,943	120	4.08	2,760	93.78	57	1.94	6	0.20
Rosario	10,383	624	6.01	9,155	88.17	446	4.30	158	1.52
2 nd District									
City of Bacoor	53,140	1,768	3.33	48,381	91.04	2,200	4.14	791	53,140
3 rd District									
City of Imus	247	0.79	30,431	97.73	377	1.21	83	247	0.79
4 th District									
City of Dasmariñas	716	1.41	49,367	97.00	604	1.19	206	716	1.41
5 th District									
Carmona	7,876	297	3.77	7,344	93.25	178	2.26	57	0.72
Gen. M. Alvarez	10,139	287	2.83	9,353	92.25	345	3.40	154	1.52
Silang	17,691	817	4.62	15,969	90.27	603	3.41	302	1.71
6 th District									
City of Gen. Trias	941	3.54	24,317	91.55	917	3.45	387	941	3.54
7 th District									
Amadeo	2,503	150	5.99	2,275	90.89	56	2.24	22	0.88
Indang	5,252	359	6.84	4,685	89.20	167	3.18	41	0.78
Tanza	23,629	234	0.99	23,150	97.97	194	0.82	51	0.22
Trece Martires City	177,270	18,993	21,593	442	2.05	20,141	93.28	772	3.58
8 th District									
Alfonso	4,553	149	3.27	4,285	94.11	104	2.28	15	0.33
Gen. E. Aguinaldo	1,587	57	3.59	1,451	91.43	65	4.10	14	0.88
Magallanes	1,775	75	4.23	1,574	88.68	89	5.01	37	2.08
Maragondon	2,924	128	4.38	2,601	88.95	153	5.23	42	1.44
Mendez	2,509	129	5.14	2,332	92.95	37	1.47	11	0.44
Naic	9,701	165	1.70	9,250	95.35	248	2.56	38	0.39
Tagaytay City	82	1.35	6,005	98.65	-	0.00	-	82	1.35
Ternate	2,044	83	4.06	1,895	92.71	49	2.40	17	0.83
CAVITE	307,421	8,356	2.72	288,222	93.75	8,075	2.63	2,768	0.90

Source: Cavite Provincial Health Office, Trece Martires City

Table 3.58 Operation Timbang Results (Height by Age) among 0-59 months old preschool children by City/Municipality, Province of Cavite: 2019

City/Municipality	PS Weighed	Tall Number	Rate	Normal Number	Rate	Stunted Number	Rate	Severely Stunted Number	Rate
1st District									
Cavite City	6,095	358	5.87	5,091	83.53	461	7.56	185	3.04
Kawit	6,404	445	6.95	5,239	81.81	524	8.18	196	3.06
Noveleta	2,943	173	5.88	2,636	89.57	108	3.67	26	0.88
Rosario	10,383	915	8.81	7,814	75.26	1,087	10.47	567	5.46
2nd District									
City of Bacoor	52,835	4,432	8.39	43,040	81.46	3,729	7.06	1,634	3.09
3rd District									
City of Imus	31,138	570	1.83	30,184	96.94	229	0.74	155	0.50
4th District									
City of Dasmarinas	50,893	1,406	2.76	48,040	94.39	959	1.88	488	0.96
5th District									
Carmona	7,882	294	3.73	7,134	90.51	288	3.65	166	2.11
Gen. M. Alvarez	10,169	986	9.70	7,954	78.22	766	7.53	463	4.55
Silang	17,691	1,365	7.72	14,333	81.02	1,242	7.02	751	4.25
6th District									
City of Gen. Trias	26,562	1,291	4.86	23,146	87.14	1,326	4.99	799	3.01
7th District									
Amadeo	2,503	160	6.39	1,879	75.07	316	12.62	148	5.91
Indang	5,252	246	4.68	4,542	86.48	359	6.84	105	2.00
Tanza	23,629	782	3.31	22,302	94.38	370	1.57	175	0.74
Trece Martires City	21,593	934	4.33	18,695	86.58	1,434	6.64	540	2.50
8th District									
Alfonso	4,553	216	4.74	3,995	87.74	276	6.06	66	1.45
Gen. E. Aguinaldo	1,587	41	2.58	1,328	83.68	148	9.33	70	4.41
Magallanes	1,775	84	4.73	1,351	76.11	228	12.85	112	6.31
Maragondon	2,924	146	4.99	2,297	78.56	305	10.43	176	6.02
Mendez	2,523	132	5.23	2,254	89.34	98	3.88	39	1.55
Naic	9,701	978	10.08	7,850	80.92	687	7.08	186	1.92
Tagaytay City	6,087	106	1.74	5,654	92.89	310	5.09	17	0.28
Ternate	2,044	136	6.65	1,743	85.27	106	5.19	59	2.89
CAVITE	307,166	16,196	5.27	268,501	87.41	15,356	5.00	7,123	2.32

Source: Cavite Provincial Health Office, Trece Martires City

Table 3.59 Operation Timbang Results (Weight for Height) among 0-59 months old preschool children by City/Municipality, Province of Cavite: 2019

City/Municipality	PS Weighed	Obese Number	Rate	Overweight Number	Rate	Normal Number	Rate	Wasted Number	Rate	Severely Stunted Number	Rate
1st District											
Cavite City	6,095	165	2.71	264	4.33	5,441	89.27	128	2.10	97	1.59
Kawit	6,404	222	3.47	256	4.00	5,521	86.21	270	4.22	135	2.11
Noveleta	2,943	84	2.85	115	3.91	2,619	88.99	83	2.82	42	1.43
Rosario	10,383	470	4.53	560	5.39	8,542	82.27	528	5.09	283	2.73
2nd District											
City of Bacoor	52,890	1,293	2.44	1,876	3.55	46,276	87.49	2,303	4.35	1,142	2.16
3rd District											
City of Imus	31,138	177	0.57	174	0.56	30,446	97.78	229	0.74	112	0.36
4th District											
City of Dasmarinas	50,893	500	0.98	590	1.16	49,136	96.55	474	0.93	193	0.38
5th District											
Carmona	7,876	176	2.23	268	3.40	7,215	91.61	155	1.97	62	0.79
Gen. M. Alvarez	10,126	271	2.68	319	3.15	8,890	87.79	431	4.26	215	2.12
Silang	17,691	667	3.77	922	5.21	14,838	83.87	709	4.01	555	3.14
6th District											
City of Gen. Trias	26,562	730	2.75	907	3.41	23,485	88.42	953	3.59	487	1.83
7th District											
Amadeo	2,503	119	4.75	128	5.11	2,149	85.86	68	2.72	39	1.56
Indang	5,252	273	5.20	290	5.52	4,503	85.74	132	2.51	54	1.03
Tanza	23,629	207	0.88	306	1.30	22,738	96.23	244	1.03	134	0.57
Trece Martires City	21,593	374	1.73	563	2.61	19,507	90.34	753	3.49	375	1.74
8th District											
Alfonso	4,553	131	2.88	151	3.32	4,081	89.63	134	2.94	56	1.23
Gen. E. Aguinaldo	1,587	50	3.15	64	4.03	1,414	89.10	40	2.52	19	1.20
Magallanes	1,775	74	4.17	95	5.35	1,485	83.66	74	4.17	47	2.65
Maragondon	2,924	142	4.86	141	4.82	2,527	86.42	75	2.56	39	1.33
Mendez	2,511	97	3.86	121	4.82	2,246	89.45	38	1.51	9	0.36
Naic	9,701	124	1.28	286	2.95	8,702	89.70	453	4.67	136	1.40
Tagaytay City	6,087	80	1.31	109	1.79	5,794	95.19	83	1.36	21	0.34
Ternate	2,044	60	2.94	79	3.86	1,831	89.58	59	2.89	15	0.73
CAVITE	307,160	6,486	2.11	8,584	2.79	279,386	90.96	8,416	2.74	4,267	1.39

Source: Cavite Provincial Health Office, Trece Martires City

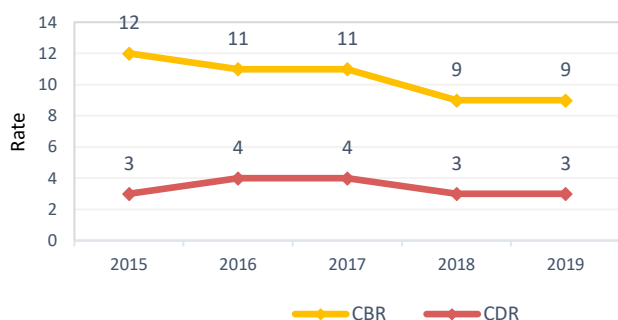
Additionally, the data shows that malnutrition in the province is not severe. The downward trend in the prevalence rate for malnourished children shows a positive picture. The health offices regularly conduct OPT and supplemental feeding and deworming to address malnutrition in the province.

Vital Health Indices

Vital health indices are the indicators that measure the total health condition in a certain locality or area.

The crude birth rate is the ratio of live births per 1,000 population during a given period. The crude birth rate in the province is at nine births per 1,000 total population in 2019 compared to 12 per 1,000 total population in 2015, which recorded a decrease of three live birth rate levels.

Crude death rate (CDR) is the number of deaths per 1,000 population during a given period. CDR remained constant at a level of three deaths per 1,000 total population in 2019. It is the ratio of the number of deaths occurring within one year to the mid-year population expressed per 1,000 population. It is "crude" in the sense that all ages are represented in the rate and does not take into account the variations in risks of dying at particular ages. The CDR and CBR in the province show a decreasing trend from 2015 to 2019. It may be accounted to the shifting lifestyle choices associated with the economic affluence of the populace in the province. Thus, it may be said that in-migration substantially contributes to the rise in the provincial population.



Source: Cavite Provincial Health Office, Trece Martires City

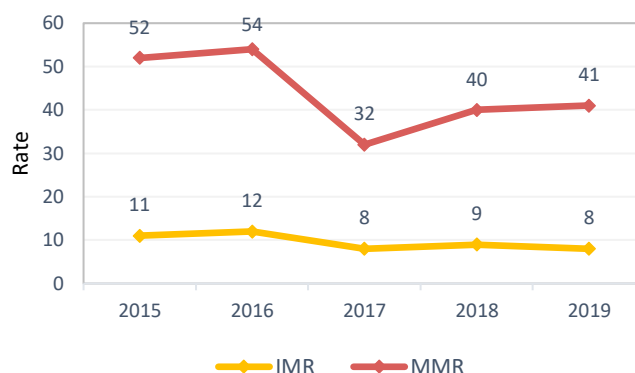
Figure 3.20 Crude Birth Rate and Crude Death Rate, Province of Cavite: 2015 – 2019

Infant Mortality Rate refers to the number of deaths among infants (below one-year) per 1,000 live births. The province's infant mortality rate for the year 2019 is eight per 1,000 live births, which decreased from the previous year's rate of nine per 1,000 live births.

The maternal mortality rate includes deaths of women during pregnancy, at childbirth, or in the period after child birth related to pregnancy and giving birth per 1,000 live births. There was an increase in the maternal mortality rate from 40% in 2018 to 41% in 2019. Having a physician, nurse, or midwife who has formal training present during birth decreases the maternal mortality rate.

Maternal mortality is recorded at 41 percent, which can be considered high. Further actions and programs must be taken to lower the cases of maternal mortality in the

province. On the other hand, the infant mortality rate in the province is relatively low that manifests a safe and healthy condition of infants (below one-year-old) in the province, generally.



Source: Cavite Provincial Health Office, Trece Martires City

Figure 3.21 Crude Birth Rate and Crude Death Rate, Province of Cavite: 2015 – 2019

Morbidity and Mortality

Morbidity and mortality statistics provide principal information for the management of healthcare systems and the planning and evaluation of health service delivery.

Like in other industrializing provinces, lifestyle-related illnesses are included in the top leading causes of mortality and morbidity in the province.

Ten Leading Causes of Morbidity

Morbidity refers to having a disease/a symptom of a disease, or the amount of a disease within a population.

In 2018, the ten leading causes of morbidity were Acute Upper Respiratory Infection, with a rate of 2,954 per 100,000 individuals.

Table 3.60 Ten Leading Causes of Morbidity, Province of Cavite: 2019

Rank	Cases	Number	Rate ^a
1	Acute Upper Respiratory Infection	123,714	2,954
2	Hypertension	24,625	588
3	Diseases of the Urinary System	23,957	572
4	Acute Lower Respiratory Infections	10,749	257
5	Influenza and Pneumonia	99,951	237
6	Trauma	9,602	229
7	Injuries	7,371	176
8	Non-infective Enteritis and Colitis	7,122	170
9	Viral Diseases	6,427	153
10	Infection of the Skin and Subcutaneous Tissue	5,431	130

^a rate per 100,000 population

Source: Cavite Provincial Health Office, Trece Martires City

Ten Leading Causes of Mortality

Mortality is the intensity of death in a population. It is sometimes used to mean the frequency of deaths in a population.

The Cavite Provincial Health Office has recorded that the top cause of mortality in the province is ischemic heart disease, with a rate of 55 deaths per 100,000 population.

Table 3.61 Ten Leading Causes of Mortality, Province of Cavite: 2019

Rank	Cases	Number	Rate ^a
1	Ischemic Heart Disease	2,324	55
2	Influenza and Pneumonia	1,700	41
3	Malignant Neoplasm	1,252	30
4	Other Forms of Heart Disease	1,200	29
5	Hypertensive Disease	1,107	26
6	Cerebrovascular Disease	616	15
7	Diabetes Mellitus	584	14
8	Other Diseases of the Respiratory System	540	13
9	Renal Failure	539	13
10	Chronic Lower Respiratory Diseases	463	11

^a rate per 100,000 population

Source: Cavite Provincial Health Office, Trece Martires City

Leading Causes of Infant, Child, Adolescent, and Maternal Mortality

In Cavite, the leading cause of infant mortality is respiratory and cardiovascular disorders specific to the perinatal period, with a rate of 170 deaths per 100,000 live births. With this data, the DOH is still working to achieve 100 percent of medical facility deliveries in the province.

Table 3.62 Ten Leading Causes of Infant Mortality, Province of Cavite: 2019

Rank	Cases	Number	Rate ^a
1	Respiratory and Cardiovascular Disorders specific to Perinatal Period	66	170
2	Influenza and Pneumonia	63	163
3	Fetus and Newborn affected by maternal factors and by complications of pregnancy, labor and delivery	44	114
4	Disorder related to length of gestation and fetal growth	42	108
5	Acute Upper Respiratory Infection	22	57
6	Signs and Symptoms Involving Circulatory and Respiratory System	22	57
7	Infections Specific to Perinatal Period	22	57
8	Congenital Malformations	21	54
9	Lung Diseases due to External Agents	19	49
10	Other Diseases of the Respiratory System	14	36

^a rate per 100,000 population

Source: Cavite Provincial Health Office, Trece Martires City

Child mortality among children one to four years old is also recorded. Many child deaths are unreported due to a variety of reasons like lack of death registration and lack of data on child migrants (UNICEF 2018). In Cavite, the leading causes of child mortality is influenza and pneumonia, with a rate of 16 deaths per 100,000 children aged one to four years old.

Table 3.63 Ten Leading Causes of Mortality among Children 1 to 4 years old, Province of Cavite: 2019

Rank	Cases	Number	Rate ^a
1	Influenza and Pneumonia	53	16
2	Acute Upper Respiratory Infections	29	9
3	Metabolic Disorders	11	3
4	Intestinal Infectious Disease	10	3
5	Inflammatory Disease of the Central Nervous System	6	2
6	Malignant Neoplasm	5	2
7	Other Diseases of the Respiratory System	5	2
8	Signs and Symptoms Involving the Circulatory and Respiratory System	5	2
9	Respiratory and Cardiovascular D/o specific to the perinatal period	5	2
10	Congenital Malformation	5	2

^a rate per 100,000 population

Source: Cavite Provincial Health Office, Trece Martires City

On the other hand, adolescent mortality refers to the death of children under the age of 15 to 19. Mortality rates are low in adolescents compared with other age groups. The leading cause of adolescent mortality in the province is also influenza and pneumonia, with a rate of six per 100,000 adolescents.

Table 3.64 Ten Leading Causes of Mortality among Adolescents, Province of Cavite: 2019

Rank	Cases	Number	Rate ^a
1	Influenza and Pneumonia	45	6
2	Accidents and Injuries	33	4
3	Heart Diseases	20	2
4	Malignant Neoplasm	13	2
5	Arthropod-borne Viral Fever and Hemorrhagic Fever	13	2
6	Event of Undetermined Intent	12	1
7	Renal Diseases	9	1
8	Disorder of the Nervous System	8	1
9	Cerebrovascular Disease	6	1
10	Tuberculosis	6	1

^a rate per 100,000 population

Source: Cavite Provincial Health Office, Trece Martires City

Moreover, the leading cause of maternal mortality in the province is hemorrhage, with a total number of nine maternal deaths in 2019.

Table 3.65 Leading Causes of Maternal Mortality, Province of Cavite: 2019

Rank	Cases	Number
1	Hemorrhage	9
2	Eclampsia	6
3	Sepsis	1

Source: Cavite Provincial Health Office, Trece Martires City

Social Welfare and Development

The Provincial Social Welfare and Development Office (PSWDO) is the provincial office responsible for the protection of the social welfare rights of Filipinos and promotes social development. PSWDO envisions Cavite to be a province where the poor, vulnerable, and disadvantaged individuals, families, and communities are empowered for an improved quality of life.

Being the lead agency in social welfare and development, PSWDO exercises the following functions:

- Advocates for a just and responsive social welfare and development legislative agenda, policies, and plans as well as ensuring their effective implementation;
- Develops and enriches existing programs and services for specific groups, such as children and youth, women, family and communities, solo parent, older persons and persons with disabilities (PWDs);
- Provides social protection of the poor, vulnerable and disadvantaged sector and gives augmentation funds to local government units for the delivery of social welfare and development services to depressed municipalities and barangays and provides protective services to individuals, families, and communities in crises.

Day Care Services

Daycare centers are established to help in the values formation and socialization of children aged 3 to 6 years old in the absence of their mothers during working hours. Day Care Services are manned by daycare workers who

are skilled with early childhood education knowledge to prepare children for grade school.

Following Republic Act 6972, also known as the Barangay-Level Total Development and Protection of Children Act, Filipino children up to six years of age deserve the best care and attention at the family and community levels, which calls for the establishment of a daycare center in every barangay.

Based on gathered reports from City/Municipal Social Welfare and Development Offices, there are 827 Day Care Centers that cater to a total of 49,268 daycare enrollees in 2019. Out of the total enrollees, there are a total of 79 persons with a disability, 54 male and 25 female students.

Three cities and six municipalities in the province comply with the provisions of RA 6972. These are the cities of Dasmariñas, General Trias, and Trece Martires, and the municipalities of Rosario, Kawit, General Mariano Alvarez, Tanza, General Emilio Aguinaldo, and Naic. On the other hand, the cities/municipalities that failed to comply are Cavite City, Noveleta, City of Bacoor, City of Imus, Carmona, Silang, Amadeo, Indang, Alfonso, Magallanes, Maragondon, Mendez, Ternate, and the City of Tagaytay. The said cities/municipalities should establish a daycare center in some of its barangay that lacks a center. The city of Dasmariñas has the largest number of ample daycare centers with 107 centers, followed by the City of General Trias with 65 centers.

Table 3.66 Number of Barangays, Day Care Centers, Enrollees and Teachers, Province of Cavite: 2019

City/Municipality	Number of Barangays	Day Care Centers	Day Care Workers			Day Care Children			Number of Child PWDs		
			Male	Female	Total	Male	Female	Total	Male	Female	Total
1st District	143	96	1	87	88	2,253	2,298	4,551	14	7	21
Cavite City	84	36	0	33	33	644	652	1,296	0	0	0
Kawit	23	24	0	15	15	556	584	1,140	0	0	0
Noveleta	16	15	0	16	16	287	274	561	4	3	7
Rosario	20	21	1	23	24	766	788	1,554	10	4	14
2nd District	73	71	3	79	82	2,427	2,611	5,038	0	0	0
City of Bacoor	73	71	3	79	82	2,427	2,611	5,038	0	0	0
3rd District	97	83	0	81	81	2,836	3,088	5,924	0	0	0
City of Imus	97	83	0	81	81	2,836	3,088	5,924	0	0	0
4th District	75	107	0	101	101	4,605	4,720	9,325	0	0	0
City of Dasmariñas	75	107	0	101	101	4,605	4,720	9,325	0	0	0
5th District	105	104	1	107	108	3,713	3,689	7,402	0	0	0
Carmona	14	13	0	13	13	608	632	1,240	0	0	0
Gen. Mariano Alvarez	27	37	0	37	37	1,877	1,828	3,705	0	0	0
Silang	64	54	1	57	58	1,228	1,229	2,457	0	0	0
6th District	33	65	0	62	62	1,823	1,824	3,647	23	7	30
City of General Trias	33	65	0	62	62	1,823	1,824	3,647	23	7	30
7th District	116	119	1	93	94	3,205	3,570	6,775	8	9	17
Amadeo	26	7	0	8	8	150	142	292	0	0	0
Indang	36	27	1	4	5	410	354	764	6	4	10
Tanza	41	42	0	38	38	1,375	1,800	3,175	2	5	7
Trece Martires City	13	43	0	43	43	1,270	1,274	2,544	0	0	0
8th District	187	182	0	168	168	3,206	3,400	6,606	9	2	11
Alfonso	32	25	0	25	25	410	433	843	5	0	5
Gen. Emilio Aguinaldo	14	14	0	14	14	310	354	664	0	0	0
Magallanes	16	15	0	15	15	208	192	400	2	1	3
Maragondon	27	26	0	26	26	428	495	923	0	0	0
Mendez	24	19	0	12	12	188	184	372	0	0	0
Naic	30	42	0	35	35	812	899	1,711	0	0	0
Tagaytay City	34	33	0	33	33	605	613	1,218	0	0	0
Ternate	10	8	0	8	8	245	230	475	2	1	3
Total	829	827	6	778	784	24,068	25,200	49,268	54	25	79

Source: Provincial/City/Municipal Social Welfare Development Office, Trece Martires City

Social Welfare Programs and Services

Based on the submitted reports of the Municipal/City Social Welfare and Development offices in the province, there are a total of 1,897 cases involving children in need of special protection.

In 2019, most reported cases of children were the children in conflict with the law, which totals 617 cases. Other cases are street children (224), maltreated children (11), Neglected/Abandoned Children (38), physically abused

(115), acts of lasciviousness (55), sexually abused (255), emotionally abused (33), victims of child labor (2), minor at risk (481), foundling minor (32) and victims of child trafficking (34).

On the other hand, the 2,245 reported cases involving women include economically abused (790), physically abused (701), psychologically abused (394), emotionally abused (289), and sexually abused (71).

Table 3.67 Number of Reported Children in Need of Special Protection (Children in Conflict with the Law – Acts of Lasciviousness), Province of Cavite: 2019

City/Municipality	Children in Conflict with the Law	Street Children	Maltreated Children	Neglected/Abandoned Children	Physical Abused	Acts of Lasciviousness	Total	Grand Total
1st District	128	42	0	5	17	4	196	363
Cavite City	45	20	0	1	2	1	69	110
Kawit	51	12	0	4	14	2	83	123
Noveleta	4	6	0	0	0	0	10	22
Rosario	28	4	0	0	1	1	34	108
2nd District	84	35	0	20	18	0	157	344
City of Bacoor	84	35	0	20	18	0	157	344
3rd District	94	38	0	3	26	0	161	275
City of Imus	94	38	0	3	26	0	161	275
4th District	112	75	9	4	15	20	235	352
City of Dasmariñas	112	75	9	4	15	20	235	352
5th District	43	6	2	2	10	7	70	132
Carmona	5	0	0	1	1	2	9	24
General Mariano Alvarez	19	0	2	1	3	5	30	55
Silang	19	6	0	0	6	0	31	53
6th District	87	0	0	1	7	1	96	114
City of General Trias	87	0	0	1	7	1	96	114
7th District	37	23	0	0	16	15	91	203
Amadeo	2	0	0	0	0	0	2	2
Indang	2	0	0	0	0	0	2	12
Tanza	21	23	0	0	16	15	75	166
Trece Martires City	12	0	0	0	0	0	12	23
8th District	32	5	0	3	6	8	54	114
Alfonso	8	0	0	2	4	4	18	49
General Emilio Aguinaldo	3	0	0	0	0	0	3	6
Magallanes	2	0	0	0	0	0	2	4
Maragondon	6	0	0	0	1	1	8	11
Mendez	4	0	0	1	0	1	6	11
Naic	9	5	0	0	1	1	16	31
Tagaytay City	0	0	0	0	0	0	0	1
Ternate	0	0	0	0	0	1	1	1
Total	617	224	11	38	115	55	1,060	1,897

Source: Provincial/City/Municipal Social Welfare Development Office, Trece Martires City

Table 3.68 Number of Reported Children in Need of Special Protection (Sexually Abused – Victims of Child Trafficking), Province of Cavite: 2019

City/Municipality	Sexually Abused	Emotional Abused	Victims of Child labor	Minor at risk	Foundling Minor	Victims of Child Trafficking	Total	Grand Total
1st District	45	7	0	114	0	1	167	363
Cavite City	7	5	0	29	0	0	41	110
Kawit	26	0	0	14	0	0	40	123
Noveleta	3	2	0	6	0	1	12	22
Rosario	9	0	0	65	0	0	74	108
2nd District	9	0	0	143	25	10	187	344
City of Bacoor	9	0	0	143	25	10	187	344
3rd District	58	12	0	44	0	0	114	275
City of Imus	58	12	0	44	0	0	114	275
4th District	46	10	2	35	4	20	117	352
City of Dasmariñas	46	10	2	35	4	20	117	352
5th District	22	0	0	40	0	0	62	132
Carmona	0	0	0	15	0	0	15	24
General Mariano Alvarez	11	0	0	14	0	0	25	55
Silang	11	0	0	11	0	0	22	53

Table 3.68 continued...

City/Municipality	Sexually Abused	Emotional Abused	Victims of Child labor	Minor at risk	Foundling Minor	Victims of Child Trafficking	Total	Grand Total
6th District	10	0	0	7	0	1	18	114
City of General Trias	10	0	0	7	0	1	18	114
7th District	45	0	0	67	0	0	112	203
Amadeo	0	0	0	0	0	0	0	2
Indang	8	0	0	2	0	0	10	12
Tanza	30	0	0	61	0	0	91	166
Trece Martires City	7	0	0	4	0	0	11	23
8th District	20	4	0	31	3	2	60	114
Alfonso	5	4	0	22	0	0	31	49
General Emilio Aguinaldo	3	0	0	0	0	0	3	6
Magallanes	0	0	0	0	2	0	2	4
Maragondon	3	0	0	0	0	0	3	11
Mendez	2	0	0	3	0	0	5	11
8th District	20	4	0	31	3	2	60	114
Naic	6	0	0	6	1	2	15	31
Tagaytay City	1	0	0	0	0	0	1	1
Ternate	0	0	0	0	0	0	0	1
Total	255	33	2	481	32	34	837	1,897

Source: Provincial/City/Municipal Social Welfare Development Office, Trece Martires City

Table 3.69 Women in Difficult Circumstances: Province of Cavite: 2019

City/Municipality	Sexually Abused	Physically Abused	Emotionally Abused	Economic Abused	Psychological Abused	Total
1st District	35	106	46	268	36	491
Cavite City	0	4	12	35	0	51
Kawit	34	92	29	145	29	329
Noveleta	0	0	5	5	0	10
Rosario	1	10	0	83	7	101
2nd District	1	0	9	1	2	13
City of Bacoar	1	0	9	1	2	13
3rd District	8	104	164	85	0	361
City of Imus	8	104	164	85	0	361
4th District	3	7	7	10	7	34
City of Dasmariñas	3	7	7	10	7	34
5th District	0	191	51	147	56	445
Carmona	0	3	0	2	1	6
General Mariano Alvarez	0	188	51	135	51	425
Silang	0	0	0	10	4	14
6th District	0	244	0	246	120	610
City of General Trias	0	244	0	246	120	610
7th District	23	15	7	15	170	230
Amadeo	1	0	0	0	0	1
Indang	0	0	0	0	0	0
Tanza	21	7	7	15	170	220
Trece Martires City	1	8	0	0	0	9
8th District	1	34	5	18	3	61
Alfonso	0	1	2	1	2	6
General Emilio Aguinaldo	0	0	2	8	0	10
Magallanes	0	5	1	5	0	11
Maragondon	0	1	0	0	0	1
Mendez	0	0	0	0	0	0
Naic	0	1	0	0	0	1
Tagaytay City	0	0	0	0	0	0
Ternate	1	26	0	4	1	32
Total	71	701	289	790	394	2,245

Source: Provincial/City/Municipal Social Welfare Development Office, Trece Martires City

Senior Citizens

Senior citizens are people who are at least 60 years old. With the implementation of various republic acts, senior citizens are entitled to different services given by the government. Some of these benefits are discounts on medical-related privileges, transportation, and other services, tax exemption, utility discount, and various government assistance like a social pension.

A total of 191,584 citizens of Cavite are considered in their senior years. They are those who are registered in their

respective LGUs and issued with Senior Citizen ID. Most of the senior citizens are female, which accounts for 57.64 percent. Most senior citizens reside in the City of Bacoar, with a total of 35,057 citizens that covers 18.30 percent of their population. The City of Imus and the Municipality of Silang followed with 23,973 and 14,491 citizens, respectively. Meanwhile, Kawit has the least number of senior citizen residents with only 1,010 citizens.

Table 3.70 Number of Senior Citizens by City/Municipality, Province of Cavite: 2019

City/Municipality	Male	Female	Total
1st District	8,100	11,562	19,662
Cavite City	909	1,078	1,987
Kawit	456	554	1,010
Noveleta	2,941	4,151	7,092
Rosario	3,794	5,779	9,573
2nd District	13,662	21,395	35,057
City of Bacoor	13,662	21,395	35,057
3rd District	8,824	15,149	23,973
City of Imus	8,824	15,149	23,973
4th District	2,692	3,606	6,298
City of Dasmariñas	2,692	3,606	6,298
5th District	16,775	17,507	34,282
Carmona	3,311	3,853	7,164
General Mariano Alvarez	7,750	4,877	12,627
Silang	5,714	8,777	14,491
6th District	1,120	1,573	2,693
City of General Trias	1,120	1,573	2,693
7th District	11,360	16,381	27,741
Amadeo	1,873	2,280	4,153
Indang	1,910	3,378	5,288
Tanza	3,706	4,869	8,575
Trece Martires City	3,871	5,854	9,725
8th District	18,617	23,261	41,878
Alfonso	4,200	5,300	9,500
General Emilio Aguinaldo	983	1,079	2,062
Magallanes	778	1,194	1,972
Maragondon	1,909	2,530	4,439
Mendez	1,606	2,433	4,039
Naic	3,897	4,279	8,176
Tagaytay City	3,808	5,298	9,106
Ternate	1,436	1,148	2,584
Total	81,150	110,434	191,584

Source: Provincial/City/Municipal Social Welfare Development Office, Trece Martires City

Persons with Disability

Disability is the condition judged to be impaired relative to the usual condition of an individual (United Nations). It often refers to the physical, sensory, cognitive, and intellectual impairment of an individual. Persons with disabilities (PWDs) have generally poorer health, lower education achievements, and economic opportunities. Thus, the government has passed different acts that focus on helping them. Through these government proclamations, they are entitled to various benefits like discounts, employment opportunities, and others.

In 2019, a total of 48,738 citizens of Cavite were considered PWDs. Most of them are male, which accounted for 53.04 percent of the PWDs population. Most PWDs reside in the City of Dasmariñas with a total of 10,195 individuals. It accounted for 20.92 percent of the total PWD population. The Cities of Bacoor and Imus followed with 9,350 and 7,795 individuals. Maragondon has the least number of PWDs with only 158 individuals, accounting for only 0.32 percent of the PWD population.

Table 3.71 Number of Persons with Disability by Sex and City/Municipality, Province of Cavite: 2019

City/Municipality	Male	Female	Total
1st District	2,115	1,873	3,988
Cavite City	905	693	1,598
Kawit	157	192	349
Noveleta	351	313	664
Rosario	702	675	1,377

Table 3.71 continued...

City/Municipality	Male	Female	Total
2nd District	5,012	4,338	9,350
City of Bacoor	5,012	4,338	9,350
3rd District	4,161	3,634	7,795
City of Imus	4,161	3,634	7,795
4th District	5,641	4,554	10,195
City of Dasmariñas	5,641	4,554	10,195
5th District	3,693	3,030	6,723
Carmona	931	705	1,636
General Mariano Alvarez	1,522	1,268	2,790
Silang	1,240	1,057	2,297
6th District	651	604	1,255
City of General Trias	651	604	1,255
7th District	2,348	2,916	5,264
Amadeo	408	326	734
Indang	508	419	927
Tanza	339	1,378	1,717
Trece Martires City	1,093	793	1,886
8th District	2,232	1,936	4,168
Alfonso	635	522	1,157
General Emilio Aguinaldo	158	140	298
Magallanes	152	150	302
Maragondon	80	78	158
Mendez	290	205	495
Naic	529	456	985
Tagaytay City	185	234	419
Ternate	203	151	354
Total	25,853	22,885	48,738

Source: Provincial/City/Municipal Social Welfare Development Office, Trece Martires City

Solo Parent

Republic Act No. 8972, known as the "Solo Parents' Welfare Act of 2000", was passed in the year 2000. The law defines a solo parent as any individual who falls under any of the following categories:

- 1) A woman who gives birth as a result of rape and other crimes against chastity even without a final conviction of the offender. Provided, that the mother keeps and raises the child;
- 2) A parent left solo or alone with the responsibility of parenthood due to death of spouse;
- 3) A parent left solo or alone with the responsibility of parenthood while the spouse is detained or is serving sentence for a criminal conviction for at least one year;
- 4) A parent left solo or alone with the responsibility of parenthood due to physical and/or mental incapacity of spouse as certified by a public medical practitioner;
- 5) A parent left solo or alone with the responsibility of parenthood due to legal separation or de facto separation from spouse for at least one year, as long as he or she is entrusted with the custody of the children;
- 6) A parent left solo or alone with the responsibility of parenthood due to declaration of nullity or annulment of marriage as decreed by a court or by a church as long as he or she is entrusted with the custody of the children.
- 7) A parent left solo or alone with the responsibility of parenthood due to abandonment of spouse for at least one (1) year.
- 8) An unmarried mother/father who has preferred to keep and rear his or her child/children instead of

having others care for them or give them up to a welfare institution.

- 9) Any other person who solely provides parental care and support to a child or children.
- 10) Any family member who assumes the responsibility of head of family as a result of the death, abandonment, disappearance or prolonged absence of the parents or solo parent.

They are also entitled to a comprehensive package of programs and services as long as they have a Solo Parent ID from the City or Municipal Social Welfare and Development Office.

In 2019, a total of 15,359 individuals were recognized as a solo parent in Cavite. The solo parents' population is dominated by women, which accounted for 93.69 percent of the solo parent population. Most solo parents are residents of the City of Dasmariñas, with 4,711 individuals. The cities of Bacoor and Imus followed with 1,464 and 1,328, respectively. Meanwhile, General Emilio Aguinaldo had the lowest number of solo parents, with 33 persons reported.

In addition, Table 3.73 shows the list of Social Work Agencies (SWAs) and Social Welfare and Development Agencies (SWDAs) and their corresponding demographics in the Province of Cavite. In 2019, the province had a total of 26 residential based agencies, 39 family/community welfare agencies, and two agencies categorized as both residential-based and family/community welfare agencies with areas of operations not only in the province but in nearby provinces in CALABARZON.

Table 3.72 Number of Solo Parent by Sex and City/Municipality, Province of Cavite: 2019

City/Municipality	Male	Female	Total
1st District	44	785	829
Cavite City	14	177	191
Kawit	13	130	143
Noveleta	4	216	220
Rosario	13	262	275
2nd District	74	1,390	1,464
City of Bacoor	74	1,390	1,464
3rd District	62	1,266	1,328
City of Imus	62	1,266	1,328
4th District	191	4,520	4,711
City of Dasmariñas	191	4,520	4,711
5th District	200	2,280	2,480
Carmona	97	712	809
General Mariano Alvarez	82	642	724
Silang	21	926	947
6th District	69	1,337	1,406
City of General Trias	69	1,337	1,406
7th District	88	1,679	1,767
Amadeo	3	88	91
Indang	22	308	330
Tanza	20	599	619
Trece Martires City	43	684	727
8th District	241	1,133	1,374
Alfonso	2	118	120
General Emilio Aguinaldo	1	32	33
Magallanes	1	46	47
Maragondon	5	45	50
Mendez	5	47	52
Naic	162	657	819
Tagaytay City	56	45	101
Ternate	9	143	152
Total	969	14,390	15,359

Source: Provincial/City/Municipal Social Welfare Development Office, Trece Martires City

Table 3.73 List of Social Work Agencies (SWAs) and Social Welfare and Development Agencies (SWDAs), Province of Cavite: 2019

Agency	Address	Program & Services	Clientele	Area/s of Operation	Classification
Residential Based					
1 The Regional Servant of the Missionary Brothers of Charity, Inc.	No. 132-A Brgy. Luciano, Indang Rd., Trece Martires, Cavite	homelife, medical, social, recreational activities and educational services	6-12 years old abandoned male children with special needs	Trece Martires, Cavite	SWA
2 Mission to the World Philippines Foundation Inc. BAHAY PAROLA III - GRACE HOME	Blk D, Lot 1 Infant Jesus Subdivision, Molino II, Bacoor, Cavite	homelife, education, health, food and nutrition, psychological/therapeutic activities, skills training, sports and recreational, developmental activities	Children and youth	Bacoor, Cavite	SWA
3 Frere (Saint) Benilde Romancon Education Foundation (De La Salle University-Dasmariñas), Inc.	Dela Salle University Compound, Dasmariñas, Cavite	Transition and rehabilitation home for children in conflict with the law (CICL)	children in-conflict with the law (CICL) and youth	Dasmariñas, Cavite	SWA
4 Local Superior of the Atonement Franciscan Sisters of Graymod, Inc. (Mother Lurana & Community Development Center)	St. Francis Convent Compound, Pintong Gubat Paliparan 3, Dasmariñas City, Cavite	Residential facility health & medical services, homelife social services to children at risk and those in need of special protection and community based to indigent family	Children at risks and those in need of special protection	Pintong Gubat Paliparan 3, Dasmariñas City, Cavite	SWA

	Agency	Address	Program & Services	Clientele	Area/s of Operation	Classification
5	Christian Growth Ministries (Home of Joy)	Jabez Christian Center, Km. 36 Governor Drive, Brgy. Sampaloc IV, Dasmariñas, Cavite	foster care, residential care, homelife, counseling, health and nutrition, psychological, spiritual, educational and recreational services	Lost and foundling; abandoned, surrendered and orphaned children	Brgy. Sampaloc IV, Dasmariñas, Cavite	SWA
6	Casa Dei Bambini San Guiseppe, Inc. (St. Joseph Children's Home)	181 Aguinaldo Highway, Lalaan 1, Silang, Cavite	residential care, homelife, psycho socioemotional care service, personality care and development service, educational assistance, health and nutrition program, socio-cultural and spiritual enhancement, alternative parenting/placement program	3-12 years old abandoned, orphaned, neglected and deprived children	Lalaan 1, Silang, Cavite	SWA
7	Chosen Children Village Foundation, Inc.	Km.48, Lalaan, Silang, Cavite	Residential Care/Homelife; Social, Medical/ Dental, Rehabilitation, Psychological, Educational/Special Learning, Sociocultural, Sports & Recreation, Spiritual & Value Formation Services	1-24 years old abandoned, surrendered, neglected children who are physically, mentally and socially disadvantaged	Lalaan, Silang, Cavite	SWA
8	St. Anthony's Boys Village Foundation, Inc.	Km 52 Aguinaldo Highway, Brgy. Lalaan, Silang Cavite	Res. Facility, educational services medical /dental and spiritual	Children (boys) 12-16 years old who are orphaned	Brgy. Lalaan, Silang Cavite	SWA
9	Brand New Day in Action, Inc.	033 Blumentritt St., Tubuan, Silang, Cavite	providing homelife, educational, feeding and spiritual services	Children male/female 12-18 yrs. old who are street children	Tubuan, Silang, Cavite	SWA
10	Mango House Children's Home, Inc.	530 Mepripol St., General Aguinaldo Hi-way, Biga 2, Silang, Cavite	homelife, healthcare, educational, psychosocial/emotional and spiritual activities, supplemental feeding	3-7 years old children who are orphaned, abandoned, neglected, surrendered and abused	Biga 2, Silang, Cavite	SWA
11	Tita De Guzman Angels of Hope Foundation, Inc.	Purok 5, Brgy. Pulong Bunga, Silang, Cavite	residential care, psychosocial services, homelife service, dental/medical, formal and non-formal education, sociocultural/recreation/values education, spiritual enhancement and alternative family care	0-5 years old orphaned, surrendered, abandoned and neglected children	Brgy. Pulong Bunga, Silang, Cavite	SWA
12	Tahanang Divino Zelo, Inc.	Km. 47, Lalaan 1, Silang Cavite	homelife services, medical/dental, psychological, counselling and spiritual services	Unwed mothers and women in need of help	Lalaan 1, Silang Cavite	SWA
13	Southeast Asia Medical and Relief Institute for Training Asians Nongovernment Services, Inc. (Samaritan's Place)	Lot 19-22 Blk 224 Metrogate Silang Estate, Brgy. Biluso Silang Cavite 4118	Residential Care; which includes social services, homelife, medical/dental, and psychological	Children ages 0-6 years old who are orphaned, abandoned, foundling and neglected	Brgy. Biluso Silang Cavite	SWA
14	Life Child Asia Foundation, Inc.	#287 Brgy. Hukay Kaunlaran, Silang, Cavite	Main Service: Residential care for abandoned, neglected, and orphaned children. Secondary Service: Scholarship and Livelihood Program	abandoned, neglected, and orphaned children.	Hukay Kaunlaran, Silang, Cavite	SWA

	Agency	Address	Program & Services	Clientele	Area/s of Operation	Classification
15	Middleman Community Support Center, Inc.	B-1, L-6/7, South Midland, Lalaan II, Silang, Cavite	adoption, homelife care service, medical service, feeding/regular meals, educational assistance, socio-cultural and spiritual enhancement program	abandoned, abused, neglected, orphaned and street children	Lalaan II, Silang, Cavite	SWA
16	Brothers of Christ of Banneux BCBI	Crisanto M. Delos Reyes Ave. Brgy. Biclatan, Gen Trias, Cavite	Residential facility, homelife, rehabilitation medical/dental spiritual services counselling	Destitute & homeless elderly, physically & mentally handicapped men & young adult	Biclatan, Gen Trias, Cavite	SWA
17	Granada Educational Foundation Inc. (BAHAY SAN RAFAEL HOME FOR SPECIAL CHILDREN)	36 Brgy. Salaban, Amadeo, Cavite	Abandoned, neglected and surrendered children with special needs	Abandoned, neglected and surrendered children with special needs	Salaban, Amadeo, Cavite	SWA
18	Mother Caterina Roncalli Shelter Home, Inc.	214 Banay-banay, Amadeo, Cavite	social services, medical and dental services, educational services, spiritual, socio-cultural services and skills training	2-7 years old abandoned, orphaned, needy, destitute and at risk or in difficult circumstance	Banay-banay, Amadeo, Cavite	SWA
19	Beacon of Hope Foundation-Pi, Inc.	049 NIA Road Brgy. Sapa, Naic, Cavite	residential facility, homelife program, medical/dental and spiritual, foster care and adoption	0-2 years old children who are abandoned, orphaned and surrendered	Sapa, Naic, Cavite	SWA
20	Christian Mission Service Philippines, Inc. (Alternative Home Care Program-Naic Children's Home)	Brgy. Calabcob, San Roque, Naic, Cavite	Alternative Home Care and Sponsorship	0-4 years old abandoned, neglected, orphaned children, abandoned, neglected, orphaned children, underprivileged children, families	Naic, Cavite	SWA
21	The Valley Cathedral Children's Home	Labac, Naic Cavite	Res. Facility, social services medical/dental health & nutrition formal & informal education and livelihood	Children 3-12 years old who are orphaned, abandoned neglected half - orphaned abused and & battered	Naic, Cavite	SWA
22	Little Angel's Homes, Inc.	Coffe Country, Papaya Subdivision, Panungyan, Mendez, Cavite	homelife services, medical, educational, recreational and social services	0-2 orphaned, abandoned, neglected and surrendered children	Panungyan, Mendez, Cavite	SWA
23	Mother Teresa Spinellis Treasures, Inc.	Sisters Servants of Jesus and Mary, Cabangaan Road, Brgy. Iruhin West, Tagaytay City	Residential care: which includes social service, homelife, educational, dental/medical and spiritual	Children who are abandoned, surrendered and orphaned children	Iruhin West, Tagaytay City	SWA
24	Vedruna Foundation, Inc. Tahanan Vedruna - Tagaytay	542 Kaykulot Rd., Brgy. Sungay East (South) Tagaytay City	Home Life Development, Health and Medical, Leisure and Recreation, Spiritual/Values Formation, Educational Program, Networking with other agencies	Caters to children 4-10-year-old upon admission both male and female. Children who are neglected by their parents or comes from dysfunctional families who are not capable to provide them their basic needs and protection against any forms of abuse	Sungay East (South) Tagaytay City	SWA

	Agency	Address	Program & Services	Clientele	Area/s of Operation	Classification
25	Virlanie Foundation, Incorporated (Patricia Halfway Home for Children)	No. 587 Kaybagal South, Tagaytay City	residential care services, education, medical and dental services	children in conflict with the law (CICL) Region	Kaybagal South, Tagaytay City	SWA
26	AMG Bahay Silungan	Purok 1 Matagbak 1, Alfonso, Cavite	Residential facility, homelife, spiritual, medical/dental psychological and counselling	Physical and sexually exploited	Matagbak 1, Alfonso, Cavite	SWA
Family/Community Welfare Agencies						
1	Children's Helper Project, Inc.	978 Manila Blvd., Sta. Cruz, Cavite City	Christian values, health & environmental development children/youth development livelihood	needy children, youth, individual families and communities	Sta. Cruz, Cavite City	SWDA
2	Jesus King of Kings, Lord of Lords Christian Feeding Ministries, Inc.	1126 Rojas Compound, Melrose St. Brgy. 42 M. San Antonio, Cavite City	day care service and feeding program	Children ages 3-6 years old	San Antonio, Cavite City	SWDA
3	Rizhle Charity Foundation	Wakas I, Kawit, Cavite	supplemental feeding	children and youth	Kawit, Cavite	SWDA
4	Gems Heart Outreach Development Inc.	Blk 11 Lot 17 East 1 Myna St., Springville., Molino 3, Bacoar City, Cavite (Principal Office)	Supervised Neighborhood Play, Feeding Program, Family Life Development, Livelihood Program, Medical Assistance, Scholarship Program, Socialized Educational Assistance, Sponsor relations child and youth development, Talent enhancement and development, Nutrition Education Session, Support to Technical Vocational Educational Training	Disadvantaged families and communities	Molino 3, Bacoar City, Cavite	SWDA
5	Youth's Infinite Destiny, Inc.	Blk 19, Lot 1, J. P. Rizal St. Camella Springville South II, Molino, Bacoar City, Cavite	Main Service: Scholarship Program. Secondary Service: Value Formation, Sports, Spiritual Enhancement	For disadvantaged families who cannot afford to for children's education	Bacoar City, Cavite	SWDA
6	El Cielito Foundation, Inc.	#145 E. Gomez St., Bacoar, Cavite	Community based which includes educational, livelihood, values formation and outreach program	Depressed families in the area	Bacoar, Cavite	SWDA
7	Mizpah Community Academy Foundation, Inc.	Block 8 Lot 10 Progressive Village 15 Molino 2, Bacoar, Cavite	Scholarship and Education assistance, feeding program, dental and medical mission, and values formation	indigent children/youth, families and communities	Bacoar, Cavite	SWDA
8	E&V Water and Life Philippines, Inc.	F. Gaudier corner E. Gomez, Daan Bukid, Bacoar, Cavite	Provision of Training-train the communities and local leaders in water management, firefighting and fire prevention, environment conservation, hygiene and sanitation. Provision of materials-install collective sanitation facilities (latrines and sewerage) and solid waste management.	Children, youth, women, families and communities	Bacoar, Cavite	SWDA
9	Senior Citizen of Barangay Mambo 3 Association, Inc.	Brgy. Hall, Mambo 3, Bacoar City, Cavite	burial/financial assistance, livelihood, health services, spiritual and value formation. Gift giving and socialization	older persons	Mambo 3, Bacoar City, Cavite	SWDA

	Agency	Address	Program & Services	Clientele	Area/s of Operation	Classification
10	Ginintuang Binhi Elderly Association, Inc. (formerly CAMELLA SPRINGVILLE ELDERLY ASSOCIATION, INC.)	Falcon St. Phase 1 East, Molino 3, Bacoar City, Cavite	financial, medical and burial assistance to members, supplementary feeding program to adopted communities	senior citizens	Bacoar City, Cavite	SWDA
11	Divine J-MJ Foundation, Inc.	583 Anabu I-D, Imus City, Cavite	Scholarship Program, feeding program, gift giving program, school improvement and supplies assistance program, disaster response and Death Assistance program	Children, youth, women, older person, PWD, Family, Community, Disaster Victim	Imus City, Cavite	SWDA
12	Asociasion Nacional Pequeña Irene	Bloomfield Subd., Blk 4 Lot 18 Alapan 1B, Imus, Cavite	aid children who are abandoned, educational assistance and giving them access for employment	abandoned children and needy individual	Imus, Cavite	SWDA
13	Batong Sandigan Development Foundation, Inc.	Blk. 74 Lot 6, Phase 2, Paliparan 3, Dasmariñas, Cavite	educational and health assistance for children and youth, value formation, self enhancement activities and access to livelihood opportunities	children, family and community	Dasmariñas, Cavite	SWDA
14	Pangarap Foundation, Inc.	Phase 2, Paliparan Site 3, Dasmariñas, Cavite	- street education program - alternative teaching-learning on the streets - community organizing - committee volunteers, networking, BCPC, father's and mother's club -livelihood - capital loan assistance, saving schemes, upgrading of skills and products, marketing assistance, job placement assistance - education - medical childhood, child minding center, alternative learning system, educational assistance for vocational/technical training, library, educational trips and values formation - health and nutrition - medical/dental mission, family therapy, feeding project, reproductive health and nutrition awareness, barangay pharmacy, community store and bakery - peer counseling, values formation, recollection and retreats, sports and recreation, skills for life, participation in active non-violence and youth gangs	children, youth, families and communities (resettlement area for former squatters)	Dasmariñas, Cavite	SWDA
15	Grupo ng mga Lolo at Lola sa Siyudad ng Dasmariñas, Inc.	Fairway View Subd. Salawag, Dasmariñas City, Cavite	Burial assistance, medical assistance, recreational activities livelihood and skills training	Senior Citizens	Dasmariñas City, Cavite	SWDA

	Agency	Address	Program & Services	Clientele	Area/s of Operation	Classification
16	Save Lives Save Souls Foundation, Inc.	Bagong Bayan Buro I, Dasmariñas, Cavite	includes direct service to the hospital, pastoral care, disaster risk reduction and advocacies	family and community	Dasmariñas, Cavite	SWDA
17	President Emilio Aguinaldo Medical Foundation, Inc.	Barangay Salitran II, Dasmariñas City, Cavite	Barangay Salitran II, Dasmariñas City, Cavite	Community based programs and services which includes health care; prevention, early detection of disease and treatment, rehabilitation; medical/dental mission; advocacy on diabetes, first aid, dengue and bloodletting donations	Dasmariñas City, Cavite	SWDA
18	Suhay at Gabay sa Ikauunlad ng mga Pamayanan	Blk. 18 Lot 13, Sta. Maria, Dasmariñas City, Cavite	spiritual enhancement, counselling and socio-cultural activities	senior citizen, women and youth	Dasmariñas City, Cavite	SWDA
19	Samahan ng 14k Lunsod ng Dasmariñas, Inc.	Blk. B4 Lot 6, Brgy. San Luis 11 Dasmariñas, Cavite	Community based program includes scholarship, feeding program, livelihood, calamity and disaster risk cooperative, scholarship, computer training, tutorial class, summer camp workshop seminar, referral and advocacy	Family who are poor	Dasmariñas, Cavite	SWDA
20	Bahay Lingkod Community Center, Inc.	Phase 2 Block 74 Lots 10 & 11, Paliparan Site Paliparan III, Dasmariñas Cavite	Medical services, educational services religious and charitable services	Indigent family and community	Dasmariñas Cavite	SWDA
21	Delos Santos Family Inc. (formerly TOMAS AND BETTY DELOS SANTOS FOUNDATION, INC.)	#7 Golden Mile Business Park, Brgy. Maduya, Carmona, Cavite	educational services through sponsorship, financial assistance	Disadvantaged families and communities	Maduya, Carmona, Cavite	SWDA
22	Nurturing Quality Mind (NQM) Life Foundation, Inc.	Governor's Drive Brgy. 4, Carmona, Cavite	Center for Excellence in Public Elementary Education (CENTEX)- provision of school supplies and uniforms, transportation and meal allowance, and Gearing Internet Literacy and Access for Students (GILAS) Project - brings the internet to public high schools, educational assistance/scholarship, feeding program and day care services	Children and youth	Carmona, Cavite	SWDA
23	Ayala Foundation Inc. Buklod Bahayan Day Care Center	Buklod Bahayan Subd., Rancho Imperial de Silang, Brgy. Tartaria, Silang, Cavite	Provide educational assistance to high school students of Sisters of Mary Boys town and Girlstown Center	Children and youth	Tartaria, Silang, Cavite	SWDA
24	Fr. Al's Children Foundation, Inc.	Rm. 102 Fr. Al's Museum and Retreat House, The Sisters of Mary, Brgy. Biga II, Silang, Cavite	Community based; supplemental feeding, medical and dental mission, scholarship, school supplies, distribution/ gift giving, disaster responses skills training/livelihood	highschool students of sisters of mary boystown and girlstown center	Biga II, Silang, Cavite	SWDA
26	Tulong Medikal at Gabay ng Sustamina (TUMBAS) Foundation, Inc.	2nd level Silangville Bldg. 116 M.H. Del Pilar St. Brgy. 3 Pob. Silang, Cavite		Poor families in the area	Silang, Cavite	SWDA

	Agency	Address	Program & Services	Clientele	Area/s of Operation	Classification
25	Filipino War Veterans Foundation, (FILVETS), Inc.	Medical Outreach Clinic (MOC) No. 15 Barangay Bulihan, Silang, Cavite	1. Medical and Dental Outreach Missions Programs 2. Medical Outreach Clinic 3. Medical and Health Care Services 4. Skills Training and Livelihood Development 5. Advocacy and IEC Development	veterans of World War II, PVAO, pensioners, AFP retirees and their dependents	Bulihan, Silang, Cavite	SWDA
27	Global Agape Bethesda Foundation, Inc.	Brgy. Narra I, Silang, Cavite	Community welfare services thru educational sponsorship and medical assistance	Disadvantaged families in the area	Silang, Cavite	SWDA
28	Adventist Development and Relief Agency (ADRA)	J. P. Rizal, Sabutan, Silang Cavite P.O. Box 25 4118 Silang, Cavite (Principal Office)	1. rehabilitation program for communities affected by calamities. 2. Combatting the loss and trauma of disasters, cause of poverty and empowerment. 3 Health and nutrition services. 4. Medical mission. 5. Service opportunities that empower the church and an increased proportion of its members to actively engage with disadvantaged and people living in poverty.	Calamity victims, families and communities	Silang, Cavite	SWDA
29	Vides Philippines Volunteers Foundation, Inc.	Blk 30, Lot 22 C4, Piacenca St. Bella Vista, General Trias, Cavite	Mobile Education Project for Children in Communities "Busina Mo, Dunong" (BMDK), Mission Camps, Livelihood Training and Assistance, Educational Services, Spiritual Formation and Values Education, Medical and Dental Services, Advocacy, Capacity Building, Emergency Relief	Indigent Children and Families in the Community	General Trias, Cavite	SWDA
30	Joey Allen Creative Learning and Rehabilitative Center, Inc.	Gate 5 Village 3 B-62 L-16 New York St. Metro South Executive Village Governor's Drive Manapahan Brgy. Biclatan, Gen. Trias, Cavite	Community based, Adoptive skills training, aqua therapy, IEP, Interest and recreation program occupational therapy, parental training and services, sign language, tutorials, speech pathology transition program, tutorial services	Children with special needs	Gen. Trias, Cavite	SWDA
31	Shoreline Kabalikat sa Kaunlaran, Inc.	Sitio Acacia, Brgy. Malainen Bago, Naic, Cavite	home-based livelihood, scholarship program, community development, leadership enhancement, advocacy on child protection, natural farming and environment and community outreach program	children and youth, families, women and communities	Naic, Cavite	SWDA
33	The Regional Superior of the Missionaries of Charity Inc. (BUKAL NG PAG ASA)	Maitim II East, Tagaytay City, Cavite	family visiting, catechetical works	Special Children	Tagaytay City, Cavite	SWDA

	Agency	Address	Program & Services	Clientele	Area/s of Operation	Classification
32	Joy-Nostalga Foundation, Inc.	Lot 10, Block 12 Pinasaya Homes Brgy. Sabang, Naic, Cavite	Financial literacy, day care, health, house management education, community preparation and organization, competence building, livelihood and vegetable farming/gardening.	Children and youth, women, families and communities	Naic, Cavite	SWDA
34	The Work of Mary or Focolare Movement for Women, Inc.	Mariapolis Peace, Ligaya Drive Sungay West, Tagaytay City, Cavite	Provision of day care service, medical and dental, spiritual formation, micro-finance, educational such as tuition, school supplies, books and transportation.	Indigent women, children, youth and family	Tagaytay City, Cavite	SWDA
35	Pag-Asa Social Center Foundation, Inc.	Calamba Rd., Sitio Cengia, Brgy. Iruhin Central, Tagaytay City, Cavite	Main Service: Community-based. Secondary Service: Scholarship, Day care program, feeding, medical and dental services. Other Services: Livelihood Program	Children, youth and families	Tagaytay City, Cavite	SWDA
36	Visions of Hope Foundation, Inc. (KINABOOKAS AN AFTERSCHOOL PROGRAM COMMUNITY BASED)	Brgy. Aguado, Trece Martires City, Cavite	Special Class for music, arts and various workshop, tutorial class, skills training for mothers like baking and sewing, fifteen parents who are active in gardening	Children, youth and disadvantaged women	Trece Martires City, Cavite	SWDA
37	Daan Para sa Kabataan Foundation, Inc.	Blk 70 Lot 23 Golden Horizon Hugo Perez, Trece Martires City, Cavite	formal education-educational assistance, registration and graduation fees, monthly and quarterly allowance given every third week of the month, provision of school supplies, tutorial to slow learners, regular school visits and follow up non-formal education-remedial classes, weekly consultation body-body tutorial and mentoring facilitated by the staff and youth leaders who are good/very good	6-20 years old street children, malnourished, abandoned, neglected children and out of school youth	Trece Martires City, Cavite	SWDA
38	SM Foundation, Inc. (SM City Trece Martires)	Governor's Drive, Brgy. Agustin, Trece Martires City, Cavite	Scholarship and School Building Programs, Health and Medical Program, Farmers Training Program, Operation Tulong Expenses	Students, farmers, family, community	Trece Martires City, Cavite	SWDA
39	Academy World of Healing Foundation, Inc.	# 150 Mabini St. Purok V, Brgy. Sicut, Alfonso, Cavite	Provision of school supplies, uniform & shoes to the DCC and Elementary, repair of DCC and cash donation to MSWDO Alfonso and other organization in Alfonso, Cavite	Families who belongs to poverty line	Alfonso, Cavite	SWDA
Residential Based & Family/Community Welfare Agencies						
1	Mama's Hope Haven of Norway, Inc.	25 Felix Manalo Road. Brgy. Navarro, Pag-asa St. General Trias Cavite PO Box 31359, Imus Post Office, Imus, Cavite	temporary shelter, educational service, health services, spiritual enhancement activities and personality development	children 5-12 years old and older persons	Imus, Cavite	SWA/SWDA
2	Ministries without Borders Philippines, Inc.	Arnaldo Highway, Purok 5, Brgy. Santiago, General Trias, Cavite	Residential care services - homelife, social, medical/dental services, psychological, recreational	undernourished, surrendered, abandoned and neglected children	General Trias, Cavite	SWA/SWDA

Agency	Address	Program & Services	Clientele	Area/s of Operation	Classification
		and spiritual services Community-based services-educational assistance, livelihood and day care service, disaster relief and emergency assistance, lying-in clinic	and indigent pregnant women		

Source: Provincial Social Welfare Development Office, Trece Martires City, DSWD Region IV-A

Housing

Housing is the basic necessity of every human being with food, water, and companionship. Everyone needs a home or shelter that provides privacy and protects humans from harmful elements. It also provides a better quality of life and well-being as well as better chances of having sound health conditions. Further, housing is considered a criterion for the development of every individual of a nation.

As recognized by the international human rights law, adequate housing is one of the rights of the people to achieve the standard of living. Provision of affordable and decent housing units with the basic utilities and services to its residents is one of the challenges faced by the provincial government. Moreover, the provincial government accommodates the development of wide-range housing projects that would cater to different markets. Cavite also provides relocation sites to support qualified families that may be affected by the demolition undertakings initiated by the provincial government to protect those who established dwelling structures in the identified danger zones and have encroached roads right-of-way.

Housing Subdivisions

The Housing and Land Use Regulatory Board (HLURB) is the country's primary government agency tasked with providing technical support in matters including, but not limited to housing regulations, land development and homeowners associations, and settlement of land disputes. HLURB operates via a triad of strategies: policy development, planning, and regulations. Its services cater to homebuyers, developers, homeowners associations, brokers, and local government units.

HLURB, being the national government agency responsible for issuing Certificate of Registration and License to sell to real estate developers issued a total of 37 permits to eight municipalities and five cities of the province. Cavite has a total of 13,664 lots and housing units approved for selling in 2019. These units were distributed into Lots, House and Lots, Lots/Unit, Residential, Residential-Condo, and Parking as reported by the HLURB. Municipality of Naic, with the most number of units at 3,934, was issued three licenses, followed by City of Gen. Trias with 3,217 units, the City of Dasmariñas with 1,449 units, and Carmona with 1,268 units.

Table 3.74 Number of Issued Licenses to Sell to Subdivisions, Province of Cavite: 2019

City/Municipality	Issued License to Sell	Number of Units						
		Lots	House and Lots	Lots/Units	Residential	Residential – Condo	Parking	Total
1st District	1	239	-	-	-	-	-	239
Kawit	1	239	-	-	-	-	-	239
3rd District	6	265	276	-	-	-	-	541
City of Imus	6	265	276	-	-	-	-	541
4th District	5	136	1,313	-	-	-	-	1,449
City of Dasmariñas	5	136	1,313	-	-	-	-	1,449
5th District	5	297	1,268	-	-	-	-	1,565
Carmona	3	-	1,268	-	-	-	-	1,268
Silang	2	297	-	-	-	-	-	297
6th District	7	-	1,889	-	-	-	0	3,217
City of General Trias	7	-	1,889	-	-	-	1,328	3,217
7th District	4	-	349	-	-	-	898	1,247
Tanza	1	-	213	-	-	-	-	213
Trece Martires City	3	-	136	-	-	-	898	1,034
8th District	9	70	3,934	640	336	254	172	5,406
Alfonso	3	-	-	168	336	-	-	504
Mendez	1	70	-	-	-	-	-	70
Naic	3	-	3,934	-	-	-	-	3,934
Tagaytay City	2	-	-	472	-	254	172	898
Total	37	1,007	9,029	640	336	254	2,398	13,664

Source: Housing and Land Use Regulatory Board (HLURB), Calamba City

Resettlement Housing Projects

Pursuant to Republic Act 7279, the National Housing Authority (NHA) is the national agency that provides technical and other forms of assistance to local government units (LGUs) in the implementation of their housing programs; to undertake identification, acquisition, and disposition of lands for socialized housing; and to undertake relocation and resettlement of families with local government units.

NHA and the Provincial Government of Cavite are partners in providing low-cost and socialized housing in the province. NHA manages 51 resettlement projects with 101,940 units in Cavite. Dasmariñas Bagong Bayan

Resettlement Project, NHA's biggest resettlement housing project in Cavite, has 24,750 housing units. General Mariano Alvarez Resettlement Project and Bulihan Sites and Services Project follow with 11,969 units and 5,275 units, respectively. These resettlement housing projects were constructed for the informal settlers from Metro Manila, displaced families from the Railway Development Projects and other danger zones, and for the families who were affected by the Pasig River Rehabilitation Program. Employees of different LGUs, including PNP employees and other military personnel and public school teachers, as well as informal settlers from different reclamation areas in the province, also benefitted from these housing projects.

Table 3.75 NHA Resettlement Housing Projects, Province of Cavite: as of January 2020

City/ Municipality	Project Location	Program	Land Area in Has.	Number of Units Completed	Beneficiaries	Status/ Remarks
2nd District			0.414	292		
City of Bacoor	1. San Lorenzo Ruiz Village, Bacoor City	Resettlement	0.414	292	Families occupying Ayala Land, Inc. in Las Piñas City	Completed
4th District			578.111	29,423		
City of Dasmariñas	2. Dasmariñas Bagong Bayan Resettlement Project	Resettlement	523.240	24,750	Metro Manila Informal Settlers	Completed
	3. Paliparan Sites and Services Project	Site and Services	51.375	4,294	Informal Settlers from Roxas Blvd. Reclamation Area	Completed
	4. Alvaran Sites and Services Projects	Site and Services	2.250	103	Government and PNP employees	Completed
	5. Sta. Fe Extension	Resettlement	1.246	276	Sta. Fe Extension HOA	Completed
5th District			488.207	21,652		
GMA	6. Gen. Mariano Alvarez Resettlement Project	Resettlement	335.940	11,969	Metro Manila Informal Settlers	Completed
	7. NHA Pag-ibig Teachers Housing	Complete HSG/JV	9.280	599	Public School Teachers	Completed
Silang	8. Bulihan Site and Services Project	Resettlement	84.910	5,275	Displaced Families from Danger Zone	Completed
	9. Bulihan Military HSG Project	Complete HSG/JV	42.290	2,641	Military Personnel	Completed
	10. Bukluran ng Mamamayan	Resettlement	0.166	423	Bukluran ng Mamamayan HOA	Completed
	11. Daniel Housing	Site and Services	0.601	66	Included in Bulihan Military Housing. Completed Housing	Completed
	12. PNG Housing	Site and Services	1.606	99	for Pag-ibig, GSIS, SSS Members (Converted from	Completed
	13. Tatic	Site and Services	7.208	427	Mortgage Take Out to Conditional Contract Sale	Completed
	14. Acco Homes	Site and Services	6.206	153		Completed
6th District			47.274	4,470		
Gen. Trias City	15. Holiday Homes, Bgy. Biclantan	AFP/PNP	1.274	148	AFP, PNP, BuCor, BJMP, BFP	Completed
	16. Kasiglahan Village 4, Bgy. San Francisco	Resettlement	20.000	1,076	Families affected by Pasig River Rehabilitation Program	Completed
	17. Bahay Pinagpala, Brgy. San Francisco	Resettlement	26.000	3,246	Families affected by Pasay and Parañaque reclamation Area	Completed
7th District			269.535	31,679		
Trece Martires City	18. Southville 2 Ph. 1 & 2, Brgy. Aguado/ Inocencio	Resettlement	23.569	3,999	Displaced Families from the Railway Development Project	Completed
	19. Southville 2 Ph. 3 & 4, Brgy. Aguado	Resettlement	27.755	2,084	ISFs from Metro Manila	Completed
	20. South Summit Residences, Brgy. Aguado	AFP/PNP	16.177	2,028	AFP, PNP, BuCor, BJMP, BFP	Completed
	21. Ciudad Adelina 1, Brgy. Conchu	AFP/PNP	6.088	200	AFP, PNP, BuCor, BJMP, BFP	Completed
	22. Ciudad Adelina 2, Bgy. Luciano	AFP/PNP	6.908	1,346	AFP, PNP, BuCor, BJMP	Completed
	23. Southville 2 Ph. 5, Bgy. Cabuco	Resettlement	5.959	865	ISFs from Metro Manila	Completed

Table 3.75 continued...

City/ Municipality	Project Location	Program	Land Area in Has.	Number of Units Completed	Beneficiaries	Status/ Remarks
Amadeo	24. Summer Homes, Bgy. Cabuco	Resettlement	16.155	1,613	ISFs from Metro Manila	Completed
	25. Summer Ville, Bgy. Cabuco	Resettlement		443	ISFs from Metro Manila	Completed
	26. Sunshine Ville 1, Bgy. Cabuco	Resettlement	33.802	5,118	ISFs from Metro Manila	Completed
	27. Sunshine Ville 2, Bgy. Cabuco	Resettlement	10.906	1,343	ISFs from Metro Manila	85% completed
	28. Golden Horizon Homes, Brgy. Hugo Perez	Resettlement	40.000	4,571	ISFs from Metro Manila	Completed
	29. San Francisco Villagio, Brgy. Lallana	Resettlement	10.833	1,111	ISFs from Metro Manila	Completed
	30. Kasiglahan Village 3, Brgy. Osorio	Resettlement	3.600	1,000	Families affected by Pasig River Rehab. Program	Completed
	31. Amadeo Heights 1, Bgy. Dagatan	AFP/PNP	2.109	320	AFP, PNP, BuCor, BJMP, BFP	Completed
	32. Amadeo Heights 2, Bgy. Halang	AFP/PNP	6.438	728	AFP, PNP, BuCor, BJMP, BFP	Completed
	33. Bahay Katuparan, Bgy. Bagtas	Complete HSG/JV	39.236	3,856	DPWH and Metro Manila Informal Settlers	Completed
Tanza	34. Kasiglahan Village 5, Bgy. Pasong Kawayan II	Resettlement	20.000	1,054	Families from Pasay and Parañaque Reclamation Area	Completed
8th District			152.263	14,424		
Naic	35. Verdant Residences, Bgy. Sabang	Resettlement	7.284	1,047	ISFs from Naic	Completed
	36. Belmont Homes 1 & 2, Bgy. Halang/Palangue	Resettlement	11.068	1,500	ISFs from Metro Manila	Completed
	37. Bronze Ville 1, Bgy. Halang/Palangue	Resettlement	6.147	844	ISFs from Metro Manila	Completed
	38. Bronze Ville 2, Bgy. Halang/Palangue	Resettlement	12.427	928	ISFs from Metro Manila	Completed
	39. Villa de Adelaida Homes, Bgy. Halang/Palangue	Resettlement	9.400	1,240	ISFs from Metro Manila	98% Completed
	40. Bronze Ville Ext., Bgy. Halang/Palangue	Resettlement	0.876	160	ISFs from Metro Manila	Completed
	41. Harbour Homes, Bgy. Halang	Resettlement	9.234	1,224	ISFs from Metro Manila	Completed
	42. Dorothea Homes 1, Bgy. Halang	Resettlement	7.806	827	ISFs from Metro Manila	Completed
	43. Dorothea Homes 2, Bgy. Calubcob	Resettlement	10.320	1,512	ISFs from Metro Manila	Completed
	44. Ericka Louise Ville, Bgy. Malainen Bago	Resettlement	11.722	1,000	ISFs from Metro Manila	Completed
	45. San Manuel Villaggio Ph. 2A & 3, Bgy. Molino	AFP/PNP	9.502	1,165	AFP, PNP, BuCor, BJMP, BFP	Completed
	46. Malainen Park Residences 1, Brgy. Malainen	Mandamus	7.782	-	Families affected by Supreme Court's Mandamus - Naic	18% Completed
	47. Malainen Park Residences 2, Brgy. Malainen	Mandamus	9.058	461	Families affected by Supreme Court's Mandamus - Naic	61% Completed
	48. Rancho Verde 1, Brgy. Malainen	Mandamus	12.096	336	Families affected by Supreme Court's Mandamus - Naic	55% Completed
	49. Rancho Verde 2, Brgy. Malainen	Mandamus	9.210	775	Families affected by Supreme Court's Mandamus - Naic	72% Completed
	50. Villa Caridad Homes, Brgy. Malainen	Mandamus	7.393	486	Families affected by Supreme Court's Mandamus - Naic	65% Completed
	51. St. Mary Magdalene Ville, Brgy. Malainen	Mandamus	10.938	919	Families affected by Supreme Court's Mandamus - Naic	89% Completed
TOTAL			1,535.804	101,940		

Source: National Housing Authority, City of Dasmariñas

Informal Settlers

Informal settlers are the individuals or groups who occupy a certain area illegally. Based on UN-Habitat (2016), slum areas often lack access to drinking waters, sanitation facilities, overcrowded houses, nondurable housing

structures, and facilities that may lead to forced evictions (research gate.net).

Based on the data of the Provincial Housing Development and Management Office, the Province of Cavite has a total of 61,376 informal settler families as of 2019.

The City of Bacoor has the highest informal settlers families with 12,828, followed by the City of Dasmariñas and General Mariano Alvarez with 9,850 and 5,889, respectively. The municipalities of Amadeo, Indang, General Emilio Aguinaldo, Naic, and Tagaytay City have no recorded informal settlers in their respective localities.

Some of the informal settler families live in danger zones such as waterways, Manila Bay/catch basin, riverbanks, or creeks. On the other hand, some live on the sidestreets and private lands, and others are in the area affected by infrastructure and catastrophe.

Table 3.76 Number of Informal Settlers by City/Municipality, Province of Cavite: 2019

City/ Municipality	Informal Settlers families
1st District	19,292
Cavite City	2,579
Kawit	5,502
Noveleta	1,075
Rosario	10,136
2nd District	12,828
City of Bacoor	12,828
3rd District	1,388
City of Imus	1,388
4th District	9,850
City of Dasmariñas	9,850
5th District	8,043
Carmona	757
Silang	1,397
Gen. Mariano Alvarez	5,889
6th District	2,008
City of Gen. Trias	2,008
7th District	394
Amadeo	-
Indang	-
Tanza	256
Trece Martires City	138
8th District	7,573
Alfonso	239
Gen. Emilio Aguinaldo	-
Magallanes	1,805
Maragondon	87
Mendez	85
Naic	-
Tagaytay City	-
Ternate	5,357
TOTAL	61,376

Source: Provincial Housing Development and Management Office, Trece Martires City

Table 3.77 Number of Informal Settlers by Location, Province of Cavite: 2019

City/ Municipality	Danger Zones	Affected by Infrastructure	Other Locations
1st District			
Cavite City	2,033 (waterways)	103	546 (sidestreets)
Kawit	5,399 (Manila Bay / catch basins)	75	

Table 3.76 continued...

City/ Municipality	Danger Zones	Affected by Infrastructure	Other Locations
Noveleta	400 (rivers/creeks)		600 (private lands)
2nd District			
City of Bacoor	12,828 (rivers/coastal)		
4th District			
City of Dasmariñas	9,850 (riverbanks/creeks)		
5th District			
Silang	1,335 (rivers/creeks)		
Gen. M. Alvarez		1,004	
6th District			
City of Gen. Trias			129 (affected by catastrophe)
7th District			
Tanza	127 (waterways)		
Trece Martires City	138 (river/creek)		
TOTAL	32,110	1,275	1,182

Residential Lot

A residential lot is the land use for residential purposes for family dwellings. Based on the definition provided by the law insider, a residential lot means a lot containing a residential use or a vacant lot that is zoned for residential use and meets the zone provisions for the permitted residential use (lawinsider.com).

Based on the data report from the Provincial Housing Development and Management Office (PHDMO), the total number of vacant lots in four residential areas is 64. Pinagkaisa in Kawit, Cavite has the most number of vacant lots with 49, followed by Sta. Isabel B and Pinagkaloob with 7 and 5, respectively.

According to the definition of terms provided by PHDMO, a vacant lot are a lot that has not been awarded or allocated. An original awardee is a person who was given allocation, while the illegal occupant is the person who is not awardee but occupies an awardee lot.

For cancellation and legal action are the number of lots that have a violation of "Kondisyon sa Pagkakaloob ng Lupa." For cancellation is the action for the non-occupancy lots that have been awarded. The legal action is the lots the needed legal proceeding in specific violation such as putting land or lot under a lease, mortgage, selling, settlement of another person, or transferring of ownership of the awarded land/lot.

On-going construction is the continuous construction of a dwelling unit by an awardee in an allocated lot. Deceased Original Awardee is the original awardee who passed away. Total no. of lots is the sum of total lots in the relocation site.

Table 3.78 Residential Lot Availability Report: October 2020

Name of Residential Lot Area	Location	Number of Lots								
		Vacant	Original Awardee	For Cancellation	For illegal Action	For Verification	Occupant Not Present	On-going Construction	Deceased Original Awardee	Total No. of lots
Pinagkaisa	Brgy. Toclong Kawit, Cavite	49	373	131	29	32	156	14	15	835
Pinagkalooob	Brgy. Toclong Kawit, Cavite	5	155	37	21	23	44	1	5	317
Sta Isabel A	Brgy. Sta. Isabel, Kawit, Cavite	3	65	6	3	12	8	0	0	103
Sta Isabel B	Brgy. Sta. Isabel, Kawit, Cavite	7	76	9	4	7	21	0	7	135
Total		64	669	183	57	74	229	15	27	1390

Source: Provincial Housing Development and Management Office, Trece Martires City

Public Order and Safety

Article II, Sec. 5 of the 1987 Constitution states that "The maintenance of peace and order, the protection of life, liberty, and property, and promotion of the general welfare are essential for the enjoyment by all the people of the blessings of democracy."

According to this, the provincial government works hand-in-hand with Cavite Police Provincial Office by providing logistical support in keeping a peaceful and orderly society.

Police Personnel

Cavite Police Provincial Office is the lead agency in implementing peace and order and internal security in the whole province.

Cavite Provincial Police is composed of a total of 1,789 police personnel consisting of 53 Police Commissioned Officers (PCOs) and 1,736 Police Non-Commissioned Officers (PNCOs).

The ideal police to population ratio is one policeman for every 1,000 population (1:1000) for urban cities and municipalities. Cavite has a 2019 projected population of 4,219,183 based on the 2015 Census of Population conducted by the Philippine Statistics Authority. As a result, the province has a 1:2,358 police-to-population ratio showing a shortage of 2,430 uniformed personnel. Based on the table, the largest shortage is observed in the City of Dasmariñas (549), followed by the City of Bacoor (483) and City of Imus (363). In terms of ratio, Tagaytay City, Ternate, General Emilio Aguinaldo, Magallanes, Amadeo, and Mendez conform to the minimum standard of the police-to-population ratio.

Table 3.79 Number of Policemen and Policeman-to-Population Ratio by Police Unit/Station, Province of Cavite: 2019

City/Municipality	Actual Strength		Actual Total Strength	Auth Strength	Shortage	Police to Population ratio
	PCO	PNCO				
PHQ	24	179	203			
Cavite PMFC	5	168	173			
Tourist Police UNIT	2	45	47			
1st District	9	211	220	368	148	1:1,674
Cavite CCPS	2	61	63	104	41	1:1,653
Kawit MPS	2	58	60	88	28	1:1,462
Noveleta MPS	2	43	45	49	4	1:1,096
Rosario MPS	3	49	52	127	75	1:2,446
2nd District	3	184	187	670	483	1:3,583
Bacoor CPS	3	184	187	670	483	1:3,583
3rd District	3	138	141	504	363	1:3,576
Imus CPS	3	138	141	504	363	1:3,576
4th District	4	177	181	730	549	1:4,035
Dasmariñas CPS	4	177	181	730	549	1:4,035
5th District	9	254	263	566	303	1:2,154
Carmona MPS	2	74	76	119	43	1:1,568
Gen. M. Alvarez	2	58	60	169	109	1:2,819
Silang MPS	5	122	127	278	151	1:2,190
6th District	4	127	131	382	251	1:2,916
General Trias CPS	4	127	131	382	251	1:2,916
7th District	8	256	264	580	316	1:2,197
Amadeo MPS	1	46	47	41	-6	1:876
Indang MPS	2	53	55	68	13	1:1,245
Tanza MS	2	68	70	260	190	1:3,709
TMC CCPS	3	89	92	211	119	1:2,292
8th District	13	389	402	418	16	1:1,039
Alfonso MPS	2	49	51	54	3	1:1,068
Gen. E. Aguinaldo	1	34	35	27	-8	1:761
Magallanes	1	31	32	24	-8	1:748
Maragondon MPS	2	38	40	40	0	1:992
Mendez MPS	1	35	36	34	-2	1:944
Naic MPS	2	60	62	133	71	1:2,149
Tagaytay CCPS	3	104	107	79	-28	1:739
Ternate MPS	1	38	39	27	-12	1:682
Total	53	1,736	1,789	4,219	2,430	1:2,358

Source: Cavite Provincial Police Office, Imus, Cavite

Crime Volume

Crime volume in Cavite decreased from 7,476 in 2018 to 7,286 in 2019, of which 1,366 are index and 5,920 are non-index crimes.

Among the cities and municipalities in the province, the City of Dasmariñas had the highest number of crime incidents with 1,326, which accounted for 18.20 percent of the total crime volume, followed by the City of Bacoor with 1,245 crime cases or 17.09 percent; and the City of Gen. Trias with 740 or 10.16 percent crime cases. Mostly populated and highly urbanized areas had the most number of crime incidence in the province of Cavite. Meanwhile, the least number of reported crimes were in the municipalities of Maragondon and General Emilio Aguinaldo with 13 and 22 cases, respectively.

From 2018, the total crime volume remarkably decreased by 190 cases representing 2.54 percent. Index crimes posted a decrease of 594 or 30.31 percent from 2018 to 2019. On the other hand, non-index crimes increased by 404 or 7.32 percent.

Table 3.80 Crime Volume by Type and City/Municipality, Province of Cavite: 2018 and 2019

City/Municipality	Index Crimes		Non-Index Crimes		Crime Volume	
	2018	2019	2018	2019	2018	2019
1st District	201	98	1,051	1,268	1,252	1,366
Cavite City	52	17	468	594	520	611
Kawit	55	21	215	279	270	300
Noveleta	29	14	160	126	189	140
Rosario	65	46	208	269	273	315
2nd District	339	267	839	978	1,178	1,245
City of Bacoor	339	267	839	978	1,178	1,245
3rd District	310	172	463	255	773	427
City of Imus	310	172	463	255	773	427
4th District	346	274	719	1,052	1,065	1,326
City of Dasmariñas	346	274	719	1,052	1,065	1,326
5th District	213	93	772	751	985	844
Carmona	22	15	89	81	111	96
Gen. Mar. Alvarez	74	42	286	314	360	356
Silang	117	36	397	356	514	392
6th District	184	154	355	586	539	740
City of Gen. Trias	184	154	355	586	539	740
7th District	183	155	624	524	807	679
Amadeo	106	15	141	19	247	34
Indang	8	14	46	73	54	87
Tanza	27	56	113	274	140	330
Trece Martires City	42	70	324	158	366	228
8th District	184	153	693	506	877	659
Alfonso	31	7	112	54	143	61
Gen. E. Aguinaldo	14	7	32	15	46	22
Magallanes	2	3	26	26	28	29
8th District	184	153	693	506	877	659
Maragondon	9	5	47	8	56	13
Mendez-Núñez	12	5	46	49	58	54
Naic	36	55	232	211	268	266
Tagaytay City	73	70	103	101	176	171
Ternate	7	1	95	42	102	43
Total	1,960	1,366	5,516	5,920	7,476	7,286

Source: Cavite Provincial Police Office, Imus, Cavite

Average Monthly Crime Rate

The average monthly crime rate (AMCR) in 2019 was posted at 14.39 percent. It means that for every 100,000 people, there are around 14 incidents of crime every

month. This result indicates that the peace and order situation in the province is considered manageable. It is a positive indication that members of the police force are effectively taking action against major crimes that have occurred in the province. The highest AMCR is registered at Cavite City with a rate of 48.91 percent. The city of Dasmariñas is considered one of the most populous cities in the province but shows a low average monthly crime rate of 15.13 percent. It indicates that these City Police Stations are efficient and effective in maintaining the state of peace and order in their area of jurisdictions. Urbanized municipalities and cities have more manageable peace and order situations, as reflected by their AMCR.

Crime Solution Efficiency

A criminal case is considered solved when:

- 1) the offender has been identified, taken into custody, and charged before the prosecutor's office based on sufficient evidence against the accused;
- 2) when some elements beyond police control prevent the arrest of the offender. It can be when the victim refuses to prosecute after the offender is identified, dies, or absconds; and
- 3) the arrest of one offender can solve several crimes, or several offenders may be arrested in the process of solving one crime.

For the year 2019, Cavite has a total crime solution efficiency of 84.46 percent. Cavite City has the highest crime solution efficiencies in the province with 99.84 percent. General Mariano Alvarez (96.07%), City of Dasmariñas (94.34%), Indang (94.25%), City of Bacoor (93.17%), and Ternate (93.02%) followed. Despite the shortage of police personnel, crime solution efficiencies in all cities and municipalities in the province are high, which means that more cases are solved out of reported crime incidents.

Table 3.81 Average Monthly Crime Rate and Crime Solution Efficiency by City/Municipality, Province of Cavite: 2019

City/Municipality	Total Crime		AMCR (%)	
	Volume	Solved	EFF%	
1st District				
Cavite City	611	610	99.84	48.91
Kawit	300	265	88.33	28.50
Noveleta	140	128	91.43	23.67
Rosario	315	284	90.16	20.64
2nd District				
City of Bacoor	1,245	1,160	93.17	15.48
3rd District				
City of Imus	427	313	73.30	7.06
4th District				
City of Dasmariñas	1,326	1,251	94.34	15.13
5th District				
Carmona	96	74	77.08	6.71
Gen. Mariano Alvarez	356	342	96.07	17.54
Silang	392	341	86.99	11.74
6th District				
City of General Trias	740	476	64.32	16.14
7th District				
Amadeo	34	25	73.53	6.88
Indang	87	82	94.25	10.59
Tanza	330	82	24.85	10.59
Trece Martires City	228	186	81.58	9.01

Table 3.81 continued...

City/Municipality	Total Crime			AMCR (%)
	Volume	Solved	EFF%	
8th District				
Alfonso	61	54	88.52	9.33
General Emilio Aguinaldo	22	13	59.09	6.88
Magallanes	29	25	86.21	10.10
Maragondon	13	9	69.23	2.73
Mendez-Núñez	54	47	87.04	13.24
Naic	266	241	90.60	16.63
Tagaytay City	171	106	61.99	18.03
Ternate	43	40	93.02	13.47
Total	7,286	6,154	84.46	14.39

Source: Cavite Provincial Police Office, Imus, Cavite

Index Crimes

Index crimes include crimes against a person (murder, homicide, physical injury, and rape) and crimes against property (robbery, theft, carnapping, and RA 533). A total of 655 cases has been recorded under Crime Against Persons (CAPER), which were categorized as follows: rape with 241 cases, which holds the highest percentage at

36.79 percent; murder has a total of 190 cases (29.01%); physical injuries with 186 cases (28.40%), and 38 homicide cases (5.80%). Crimes against Property totaled 711 cases, of which most are theft cases with a total of 448 (63.01%). The 161 incidents are robbery cases (22.64%), 63 cases are motorcycle carnapping incidents (8.86%), 21 cases of motor vehicle carnapping incidents (2.95%), and 18 cases of cattle rustling (2.53%) are recorded in the year 2019.

The City of Dasmariñas registered the highest incidents in all crimes against a person, with 126 incidents. The City of Bacoor has the highest crime against property, with 186 incidents. It is due to the increasing migration of people from nearby provinces and the development of business and commercial establishments in these areas.

Among crimes against a person, rape is the most unrestrained, while theft is the most extensive in crimes against property. Urbanization is taking its toll when it comes to maintaining peace and order.

Table 3.82 Number of Index Crimes by City/Municipality, Province of Cavite: 2019

City/Municipality	Crime Against Persons					Crime Against Property					Total	Index Crimes
	Murder	Homicide	Physical Injury	Rape	Total	Robbery	Theft	Motor Vehicle (Carnapping)	Motorcycle (Carnapping)	Cattle Rustling		
1st District	15	3	13	25	56	10	27	0	5	0	42	98
Cavite City	2	2	4	3	11	1	4	0	1	0	6	17
Kawit	4	0	0	8	12	2	6	0	1	0	9	21
Noveleta	4	0	2	3	9	2	2	0	1	0	5	14
Rosario	5	1	7	11	24	5	15	0	2	0	22	46
2nd District	24	3	27	27	81	42	128	13	3	0	186	267
City of Bacoor	24	3	27	27	81	42	128	13	3	0	186	267
3rd District	15	9	31	30	85	20	62	1	4	0	87	172
City of Imus	15	9	31	30	85	20	62	1	4	0	87	172
4th District	40	8	22	56	126	27	92	1	28	0	148	274
City of Dasmariñas	40	8	22	56	126	27	92	1	28	0	148	274
5th District	21	3	12	14	50	13	25	0	5	0	43	93
Carmona	6	3	0	4	13	0	2	0	0	0	2	15
5th District	21	3	12	14	50	13	25	0	5	0	43	93
Gen. M. Alvarez	4	0	5	4	13	10	14	0	5	0	29	42
Silang	11	0	7	6	24	3	9	0	0	0	12	36
6th District	24	4	21	20	69	22	39	3	3	18	85	154
City of Gen. Trias	24	4	21	20	69	22	39	3	3	18	85	154
7th District	33	4	27	34	98	16	31	0	10	0	57	155
Amadeo	5	0	0	5	10	1	3	0	1	0	5	15
Indang	5	0	4	1	10	1	2	0	1	0	4	14
Tanza	16	1	3	17	37	9	6	0	4	0	19	56
Trece Martires City	7	3	20	11	41	5	20	0	4	0	29	70
8th District	18	4	33	35	90	11	44	3	5	0	63	153
Alfonso	0	0	4	1	5	1	1	0	0	0	2	7
Gen. E. Aguinaldo	0	0	0	5	5	1	0	0	1	0	2	7
Magallanes	0	0	1	1	2	0	0	0	1	0	1	3
Maragondon	2	0	1	0	3	1	1	0	0	0	2	5
Mendez-Núñez	0	0	1	1	2	1	1	0	1	0	3	5
Naic	9	0	21	14	44	2	8	0	1	0	11	55
Tagaytay City	6	4	5	13	28	5	33	3	1	0	42	70
Ternate	1	0	0	0	1	0	0	0	0	0	0	1
Total	190	38	186	241	655	161	448	21	63	18	711	1,366

Source: Cavite Provincial Police Office, Imus, Cavite

Fire Protection Services

Cavite Bureau of Fire Protection under the Bureau of Fire Protection is the agency responsible for the prevention and suppression of all destructive fires on buildings, houses, and other structures, forest, land vehicles and equipment, ships or vessels docked at piers or wharves or anchored in

major seaports, petroleum industry installations, plane crashes, and other similar incidents, as well as the enforcement of the Fire Code and other related laws.

The Cavite Bureau of Fire Protection has 397 fire personnel composed of 18 fire officers, 376 non-officers, and three non-uniformed personnel. The respective cities and municipalities where they are assigned or designated provides and pays the city and municipality fire personnel. Officers were stationed only in the Office of the Provincial Director and 13 fire stations, while the rest are headed and manned by non-officers.

In 2019, the fireman-to-population ratio of the province was at 1:10,627. It makes Cavite deficient of 2,004 firemen, based on the ideal and internationally accepted ratio of one fireman to two thousand inhabitants (1:2,000). At the city/municipality level, every city and municipality also has deficit fire personnel, considering their respective projected population. It resulted in the existing personnel's performance of multiple functions in firefighting and administrative capacities. Recruitment of additional firemen is of great importance to deliver sufficient, fast, and efficient services to the populace, considering that the population is growing incessantly, forecasted to reach 4,219,183 in 2019.

Moreover, there are 65 firetrucks in the province, of which 51 units are serviceable. These are distributed among the 13 municipalities and seven cities. Among cities and municipalities in the province, the municipality of Ternate has no firetruck; however, they are being supported by nearby municipalities with firetrucks.

Table 3.83 Number of Fire Personnel by City/Municipality, Province of Cavite: 2019

City/Municipality	Officer	Non-Officer	NUP	Total
OPD/EMSRU	1	16	2	19
1st District	4	55	0	59
Cavite City	1	12	0	13
Kawit	1	15	0	16
Noveleta	1	16	0	17
Rosario	1	12	0	13
2nd District	1	27	0	28
City of Bacoor	1	27	0	28
3rd District	1	24	0	25
City of Imus	1	24	0	25
4th District	1	25	0	26
City of Dasmariñas	1	25	0	26
5th District	3	66	0	69
Carmona	1	19	0	20
Gen. Mariano Alvarez	1	21	0	22
Silang	1	26	0	27
6th District	1	22	0	23
City of General Trias	1	22	0	23
7th District	3	52	0	55
Amadeo	0	9	0	9
Indang	1	10	0	11
Tanza	1	14	0	15
Trece Martires City	1	19	0	20
8th District	3	89	1	93
Alfonso	1	15	0	16
Gen. E. Aguinaldo ^a	0	11	0	11
Magallanes ^a	0	7	0	7
Maragondon	0	10	0	10
Mendez	0	11	0	11
Naic	1	13	1	15
Tagaytay City	1	21	0	22
Ternate ^a	0	1	0	1
Total	18	376	3	397

^a Concurrent at Alfonso FS

Source: Cavite Bureau of Fire Protection, City of Imus

Table 3.84 Fire Personnel Requirement by City/Municipality, Province of Cavite: 2019

City/Municipality	Ideal Strength	Actual	Current Needs	Fireman to Population Ratio
OPD/EMSRU		19		
1st District	208	59	149	1:6,243
Cavite City	57	13	44	1:8,008
Kawit	53	16	37	5,482
Noveleta	28	17	11	2,900
Rosario	71	13	58	9,785
2nd District	155	28	127	1:23,931
City of Bacoor	155	28	127	23,931
3rd District	194	25	169	1:20,169
City of Imus	194	25	169	20,169
4th District	523	26	497	1:28,091
City of Dasmariñas	523	26	497	28,091
5th District	306	68	238	1:8,330
Carmona	61	20	41	5,960
Gen. M. Alvarez	94	22	72	7,687
Silang	150	27	123	10,301
6th District	397	23	374	1:16,607
City of Gen. Trias	397	23	374	16,607
7th District	402	55	347	1:10,548
Amadeo	22	9	13	4,577
Indang	40	11	29	6,223
Tanza	178	15	163	17,307
Trece Martires City	162	20	142	10,544
8th District	216	93	123	1:4,491
Alfonso	33	16	17	3,405
Gen. E. Aguinaldo ^a	13	11	2	2,422
Magallanes ^a	10	7	3	3,420
Maragondon	19	10	9	3,968
Mendez	17	11	6	3,090
Naic	59	15	44	8,884
Tagaytay City	51	22	29	3,593
Ternate ^a	14	1	13	26,607
Total	2,401	397	2,004	1:10,627

^a Concurrent at Alfonso FS

Source: Cavite Bureau of Fire Protection, City of Imus

Fire incidences in the province are still manageable, despite the insufficiency of fire personnel and equipment in the province. Aside from the operational fire stations in each city and municipality, there are a total of six fire substations in the province. Inchican and Bulihan Fire Substation in the municipality of Silang, Bahayang Pag-asa Fire Substation in Imus, Carmona Substation in Carmona, San Jose Fire Substation in General Mariano Alvarez, and Sungay East Fire Substation in Tagaytay City.

Table 3.85 Number of Firetrucks by City/Municipality, Province of Cavite: 2019

City/Municipal Fire Stations	Serviceable	Unserviceable	Under Repair	Beyond Economic Repair	Total
1st District	7	4	0	1	12
Cavite City	3	0	0	1	4
Kawit	2	0	0	0	2
Noveleta	1	3	0	0	4
Rosario	1	1	0	0	2
2nd District	3	2	0	0	5
City of Bacoor	3	2	0	0	5
3rd District	4	0	0	0	4
City of Imus	3	0	0	0	3
Bahayang Pag-Asa Fire Sub-Stn	1	0	0	0	1
4th District	4	0	0	0	4
City of Dasmariñas	4	0	0	0	4
5th District	14	3	0	0	17
Carmona	3	2	0	0	5
Carmona Fire Sub-Station	1	0	0	0	1
Gen. Mariano Alvarez	4	0	0	0	4
San Jose Fire Sub-Station	1	0	0	0	1
Silang	3	0	0	0	3
Bulihan Fire Sub-Station	1	1	0	0	2
Inchican Fire Sub-Station	1	0	0	0	1
6th District	4	0	0	0	4
City of General Trias	4	0	0	0	4
7th District	4	1	0	1	6
Amadeo	1	0	0	0	1
Indang	2	0	0	0	2
Tanza	0	1	0	0	1
Trece Martires City	1	0	0	1	2
8th District	11	2	0	0	13
Alfonso	3	0	0	0	3
General Emilio Aguinaldo	1	0	0	0	1
Magallanes	1	0	0	0	1
Maragondon	2	0	0	0	2
Mendez-Nuñez	1	1	0	0	2
Naic	1	0	0	0	1
Tagaytay City	1	1	0	0	2
Sungay East Fire Sub-Station	1	0	0	0	1
Ternate	0	0	0	0	0
Total	51	12	0	2	65

Source: Cavite Bureau of Fire Protection, City of Imus

Fire Incidents

Based on the report of the Cavite Bureau of Fire Protection, the fire incidents decreased to 469 in 2019 from 660 in 2018. It represents a decrease of 191 or 28.94 percent in the number of fire incidents. The following table shows that the principal cause of fire incidents is open flame due to torch/sulo with 223 cases, which cover 47.55 percent of the total fire incidents reported. Moreover, in terms of motives of fire incidence, 380 out of 469 fires were classified as accidental. The remaining 89 cases were still under investigation. The office recorded 235 forests/grass and 234 structural cases as to the nature of fire.

Cavite Bureau of Fire Protection educates citizens on fire safety and prevention through meetings and dialogues with the barangays. The meetings and dialogues aim to orient their constituents on the importance of fire safety consciousness within the community, particularly by practicing known fire safety measures and eradicating all fire hazards in their premises. Fire prevention activities such as fire drills are being conducted among establishments, which have led to the organization of company fire brigades whose members are their workers/employees. Cavite BFP administers the annual celebration of Fire Prevention Month held every March.

Table 3.86 Causes of Fire Incidents, Province of Cavite: 2018 and 2019

Causes of Fire	2018	2019
Electrical Connection	61	58
Electrical Appliances	11	18
Electrical Machinery	1	1
Spontaneous Combustion / Woodscrap	0	0
Unattended Cooking/Stove	20	17
Unattended Lighted Candle/Gasera	25	14
Open Flame due to Torch/Sulo	369	223
Direct Flame Contact/Static Electricity	23	16
LPG Explosion/ LPG Leak	3	12
Lighted Cigarette Butt	3	4
Pyrotechnics	0	0
Lighted Matchstick/Lighter	5	4
Incendiary Device/Mechanism or Ignited	1	0
Flammable Liquids		
Lightning	0	0
Bomb Explosion	0	0
Under Investigation	128	89
Others	10	13
Total	660	469

Source: Cavite Bureau of Fire Protection, City of Imus

Table 3.87 Motives of Fire Incidence, Province of Cavite: 2018 and 2019

Motives of Fire Incidence	2018	2019
Intentional Fire	0	0
Accidental Fire	529	380
Fire Cases Under Investigation	131	89
Total	660	469

Source: Cavite Bureau of Fire Protection, City of Imus

Table 3.88 Nature of Fire, Province of Cavite: 2018 and 2019

Nature of Fire	2018	2019
Structural	244	234
Forest/Grass	416	235
Total	660	469

Source: Cavite Bureau of Fire Protection, City of Imus

Jail Operation

Detention cells are maintained by the city/municipal police stations, which are also referred to as "temporary lock-up cells." It is a short-term jail facility for the custody and safekeeping of city and municipal prisoners. Detainees are the fugitive from justice, or person detained awaiting investigation or trial and/or transfer to the national penitentiary, and/or a violent mentally-ill person who endangers himself or the safety of others, duly certified by the proper medical or health officer, pending the transfer in the medical institution.

The Bureau of Jail Management and Penology (BJMP), which is also called the Jail Bureau, supervises and controls the overall city and municipal jails. On the other hand, the provincial government supervises the provincial jail. The

Provincial Jail is located in Trece Martires City. It accommodates the sentenced and also those that are under trial into their custody for security and rehabilitation. The inmates are provided with skills training in preparation for their release from prison, medical, dental, and optical health services, and spiritual renewal programs. The provincial jail also coordinates with the Provincial Attorney's Office (PAO), Office of the Provincial Prosecutor (OPP), and concerned agencies for speedy trials, especially those who languish in jail for more than two years.

For the year 2019, there are a total of 46 jails in the province, composed of one provincial jail, eight BJMP-managed jail, and 37 lock-up cells. All cities and municipalities have at least one PNP managed detention cell in their respective locality. BJMP stations are located in Cavite City, City of Bacoar, City of Dasmariñas, General Mariano Alvarez, Silang, Trece Martires City, and Naic.

Based on the report from PNP Human Rights Affairs Office (HRAO), Provincial Jail, City/Municipal Police Stations, there are a total of 3,611 detainees in the province in December 2019. Cavite City PS has the most number of detainees, with 724 or 20.05 percent of the total detainees. The Provincial Jail follows, with 660 detainees and Bacoar CPS with 530 detainees representing 18.28 percent and 14.68 percent of all prisoners in Cavite, respectively.

The data revealed that most detainees are aged 40-46 years old, totaling 646 inmates. The 33-39 age bracket follows with 567 prisoners.

Table 3.89 Number of Detention Cell/Jail by City/Municipality, Province of Cavite: 2019

City/Municipality	PNP Managed Detention Cell	BJMP	Provincial Jail	Total
1st District	4	1	0	5
Cavite City	1	1	0	2
Kawit	1	0	0	1
Noveleta	1	0	0	1
Rosario	1	0	0	1
2nd District	1	1	0	2
City of Bacoar	1	1	0	2
3rd District	4	0	0	4
City of Imus	4	0	0	4
4th District	2	2	0	4
City of Dasmariñas	2	2	0	4
5th District	5	2	0	7
Carmona	2	0	0	2
General Mariano Alvarez	2	1	0	3
Silang	1	1	0	2
6th District	1	0	0	1
City of General Trias	1	0	0	1
7th District	7	1	1	9
Amadeo	2	0	0	2
Indang	2	0	0	2
Tanza	1	0	0	1
Trece Martires City	2	1	1	4
8th District	13	1	0	14
Alfonso	1	0	0	1
General Emilio Aguinaldo	1	0	0	1
Magallanes	2	0	0	2
Maragondon	1	0	0	1
Mendez-Nuñez	2	0	0	2
Naic	2	1	0	3
Tagaytay City	2	0	0	2
Ternate	2	0	0	2
Total	37	8	1	46

Source: Cavite Provincial Police Office, Human Rights Division, Imus Cavite, City/Municipal Police Stations, Provincial Jail

Article II of the 1987 Philippine Constitution states that the state values human dignity and guarantees full respect for human rights. It underscores that all persons are born with human dignity and inherent rights and that no one loses his dignity and these rights regardless of what he or she may have done. This policy of the state applies particularly to the treatment of prisoners and detainees under the correctional system. Though prisoners are still endowed

with the same basic rights for human rights in common parlance are rights inherent like every individual without which he cannot live as a human being. In 2019, four areas were able to comply with the standard cell area for the detainees, which is 4.7 square meters per inmate. These include Amadeo, General Emilio Aguinaldo, Magallanes, and Mendez-Nuñez. However, Cavite jails are over-congested, which needs to be addressed.

Table 3.90 Jail Population by City/Municipality, Province of Cavite: 2019

City/Municipality Police Stations	DETAINED						Total
	Male	Adult Female	Total	Male	Minor Female	Total	
Provincial Jail	579	81	660	0	0	0	660
1st District	794	182	976	24	2	26	1,002
Cavite City	558	140	698	24	2	26	724
Kawit	47	16	63	0	0	0	63
Noveleta	62	6	68	0	0	0	68
Rosario	127	20	147	0	0	0	147
2nd District	422	108	530	0	0	0	530
City of Bacoor	422	108	530	0	0	0	530
3rd District	248	23	271	0	0	0	271
City of Imus	248	23	271	0	0	0	271
4th District	208	71	279	0	0	0	279
City of Dasmariñas	208	71	279	0	0	0	279
5th District	119	17	136	0	0	0	136
Carmona	36	5	41	0	0	0	41
General Mariano Alvarez	36	6	42	0	0	0	42
Silang	47	6	53	0	0	0	53
6th District	215	30	245	0	0	0	245
City of General Trias	215	30	245	0	0	0	245
7th District	362	43	405	0	0	0	405
Amadeo	3	0	3	0	0	0	3
Indang	13	0	13	0	0	0	13
Tanza	229	35	264	0	0	0	264
Trece Martires City	117	8	125	0	0	0	125
8th District	74	6	80	3	0	3	83
Alfonso	5	0	5	0	0	0	5
General Emilio Aguinaldo	4	0	4	0	0	0	4
Magallanes	1	0	1	0	0	0	1
Maragondon	9	0	9	0	0	0	9
Mendez-Nuñez	2	0	2	0	0	0	2
Naic	19	4	23	3	0	3	26
Tagaytay City	16	2	18	0	0	0	18
Ternate	18	0	18	0	0	0	18
Total	3,021	561	3,582	27	2	29	3,611

Source: Cavite Provincial Police Office, Human Rights Division, Imus Cavite, City/Municipal Police Stations, Provincial Jail

Table 3.91 Number of Inmates by Age Bracket and City/Municipality, Province of Cavite: 2019

City/Municipality	Undetermined	≤ 17	18-25	26-32	33-39	40-46	47-53	54-59	60-65	66-70	≥ 71	Total
Provincial Jail	0	0	135	84	33	82	90	78	76	77	5	660
1st District	0	26	140	140	142	203	157	114	56	21	3	1,002
Cavite City	0	26	99	86	105	150	108	82	47	18	3	724
Kawit	0	0	3	11	8	12	13	13	3	0	0	63
Noveleta	0	0	7	15	9	23	10	3	0	1	0	68
Rosario	0	0	31	28	20	18	26	16	6	2	0	147
2nd District	0	0	96	91	95	105	78	44	15	6	0	530
City of Bacoor	0	0	96	91	95	105	78	44	15	6	0	530
3rd District	0	0	0	48	86	34	43	36	24	0	0	271
City of Imus	0	0	0	48	86	34	43	36	24	0	0	271
4th District	4	0	43	59	55	58	34	12	12	2	0	279
City of Dasmariñas	4	0	43	59	55	58	34	12	12	2	0	279
5th District	0	0	20	23	19	27	19	19	8	1	0	136
Carmona	0	0	11	9	10	6	3	1	1	0	0	41
General Mariano Alvarez	0	0	9	7	2	9	5	9	0	1	0	42
Silang	0	0	0	7	7	12	11	9	7	0	0	53
6th District	0	0	43	44	41	39	42	25	9	2	0	245
City of General Trias	0	0	43	44	41	39	42	25	9	2	0	245
7th District	0	0	60	59	84	81	65	33	18	4	1	405
Amadeo	0	0	0	0	1	2	0	0	0	0	0	3
Indang	0	0	3	4	3	1	1	0	1	0	0	13
Tanza	0	0	38	32	55	51	47	24	13	4	0	264
Trece Martires City	0	0	19	23	25	27	17	9	4	0	1	125

Table 3.91 continued...

City/Municipality	Undetermined	≤ 17	18-25	26-32	33-39	40-46	47-53	54-59	60-65	66-70	≥ 71	Total
8th District	0	3	13	18	12	17	12	3	2	2	1	83
Alfonso	0	0	0	0	1	3	0	0	0	1	0	5
General Emilio Aguinaldo	0	0	0	1	1	0	0	0	0	1	1	4
Magallanes	0	0	0	0	1	0	0	0	0	0	0	1
Maragondon	0	0	0	0	3	4	2	0	0	0	0	9
Mendez-Nuñez	0	0	1	1	0	0	0	0	0	0	0	2
Naic	0	3	2	3	4	6	6	1	1	0	0	26
Tagaytay City	0	0	1	6	1	4	4	1	1	0	0	18
Ternate	0	0	9	7	1	0	0	1	0	0	0	18
Total	4	29	550	566	567	646	540	364	220	115	10	3,611

Source: Cavite Provincial Police Office, Human Rights Division, Imus Cavite, City/Municipal Police Stations, Provincial Jail

Table 3.92 Jail Congestion by City/Municipality, Province of Cavite

City/Municipality	Floor Area (sq.m.)	Cell Area (sq.m.)	Ideal Capacity	Jail Population	Excess Population	% of Congestion
Provincial Jail	2,000.00	1,065.00	226.60	660	433.40	191.27
1st District						
Cavite City	800.00	20.00	4.26	724	719.74	16,914.00
Kawit	25.00	15.00	3.19	67	59.81	1,874.33
Noveleta	31.10	31.10	6.62	63	61.38	927.65
Rosario	40.00	30.00	6.38	147	140.62	2,203.00
2nd District						
City of Bacoar	370.00	265.00	56.38	530	473.62	840.00
3rd District						
City of Imus	40.00	40.00	8.51	271	262.49	3,084.25
4th District						
City of Dasmarinas	94.00	94.00	20.00	279	259.00	1,295.00
5th District						
Carmona	25.00	25.00	5.32	41	35.68	670.80
General Mariano Alvarez	23.00	23.00	4.89	42	37.11	758.26
Silang	16.00	16.00	3.40	53	49.60	1,456.88
6th District						
City of General Trias	62.00	51.00	10.85	245	234.15	2,157.84
7th District						
Amadeo	24.00	24.00	5.11	3	-2.11	-41.25
Indang	28.00	28.00	5.96	13	7.04	118.21
Tanza	122.00	122.00	25.96	264	238.04	917.05
Trece Martires City	36.00	36.00	7.66	125	117.34	1,531.94
8th District						
Alfonso	16.00	16.00	3.40	5	1.60	46.88
General Emilio Aguinaldo	140.00	140.00	29.79	4	-25.79	-86.57
Magallanes	15.00	15.00	3.19	1	-2.19	-68.67
Maragondon	9.25	8.40	1.79	9	7.21	403.57
Mendez-Nuñez	20.00	20.00	4.26	2	-2.26	-53.00
Naic	34.00	34.00	7.23	26	18.77	259.41
Tagaytay City	164.61	56.64	12.05	18	5.95	49.36
Ternate	17.80	17.80	3.79	18	14.21	375.28
Total	4,152.76	2,192.94	466.58	3,611	3,144.42	673.92

Source: Cavite Provincial Police Office, Human Rights Division, Imus Cavite, City/Municipal Police Stations, Provincial Jail

Table 3.93 Jail Congestion in Bureau of Jail and Management Penology, Province of Cavite: 2019

Jail	Lot Area (sq.m)	Floor Area (sq.m)	Cell Area (sq.m.)	Ideal Capacity 4.7 sq.m.	Jail Population	Excess Population	% of Congestion
District Jails							
Cavite City District Jail	200	360	240	51	630	579	1,134%
City Jails							
Bacoar City Jail MD	5,000.00	2,800.00	1,920.00	408.51	1,411	1,002.49	245%
Bacoar City Jail - FD	5,000.00	1,080.00	480.00	102.13	308	205.87	202%
Dasmarinas City MD	831.42	2,075.07	250.00	53.19	1,355	1,301.81	2,447%
Dasmarinas City Jail FD	832.42	2,075.07	52.00	11.06	163	151.94	1,373%
Gen. Trias City Jail	5,000.00	2,160.00	480.00	102.13	698	595.87	583%
Imus City Jail - MD	3,105.00	2,180.00	700.00	148.94	1,137	988.06	663%
Imus City Jail - FD	3,105.00	120.00	108.00	22.98	218	195.02	849%
Tagaytay City Jail	5,072.00	1,188.01	330.11	70.24	524	453.76	646%
Tagaytay City Jail FD	5,072.00	1,188.01	69.50	14.79	69	54.21	367%
Trece Martires City Jail	496.00	1,026.00	288.00	61.28	354	292.72	478%
Municipal Jails							
Carmona Municipal Jail	1,500.00	1,350.00	624.00	132.77	144	11.23	8%
Gen. M. Alvarez Municipal Jail	1,615.00	1,350.00	624.00	132.77	606	473.23	356%
Naic Municipal Jail	2,500.00	1,026.00	336.00	71.49	298	226.51	317%
Silang Municipal Jail	300.00	175.00	132.00	28.09	358	329.91	1,175%
Tanza Municipal Jail MD	1,000.00	1,026.00	624.00	132.77	508	375.23	283%
Tanza Municipal Jail FD	1,000.00	242.00	80.00	17.02	118	100.98	593%
Total	41,628.84	21,421.16	7,337.61	1,561.19	8,899	7,337.81	470%

Source: Bureau of Jail Management and Penology, Calamba City, Laguna

Sports and Recreation

Sports and recreation entail activities that help to develop life skills, abilities, talents, and improve the general health of the body. The Provincial Government of Cavite, through the Provincial Youth and Sports Development Office under the Office of the Governor, is responsible for promoting the physical, moral, spiritual, intellectual, and social well-being of society by providing opportunities for leisure and recreation.

The Provincial Government constructs various sports venues to support this agenda. These sports facilities serve as a venue for exercising, training, and practicing as well as different sports competitions.

In 2018, there are a total of 1,301 different sports facilities in the province. Basketball court took the number one spot in the list of constructed facilities with 736 courts. It represents 56.8 percent of the total number of sports facilities. Other sports facilities present in the province are gymnasium/sports complex/covered court (237), stadium (3), golf links (7), golf driving range (3), pelota courts (2), tennis/badminton courts (58), sipa court (3), swimming pools (98), fitness gym (27), and other sports facilities (126).

Meanwhile, there are 297 existing recreational facilities composed of parks (47), playgrounds (69), movie houses (5), public libraries (3), and others in the entire province and are utilized for various purposes.

Table 3.94 Number of Sports Facilities (Gymnasium/Sports Complex/Covered Court – Pelota Courts) by City/Municipality, Province of Cavite: 2019

City/Municipality	Gymnasium/Sports Complex/Covered Court	Stadium	Golf Links	Golf Driving Range	Basketball Court	Pelota Courts
1st District	6	1	0	3	57	1
Cavite City	6	1	0	2	8	1
Kawit	0	0	0	0	21	0
Noveleta	0	0	0	0	7	0
Rosario	0	0	0	1	21	0
2nd District	21	0	0	0	74	1
City of Bacoor	21	0	0	0	74	1
3rd District	16	0	0	0	179	0
City of Imus	16	0	0	0	179	0
4th District	90	0	2	0	18	0
City of Dasmariñas	90	0	2	0	18	0
5th District	39	0	2	0	108	0
Carmona	8	0	1	0	12	0
Gen. M. Alvarez	21	0	0	0	36	0
Silang	10	0	1	0	60	0
6th District	20	0	0	0	83	0
City of Gen Trias	20	0	0	0	83	0
7th District	17	1	0	0	103	0
Amadeo	6	0	0	0	23	0
Indang	7	0	0	0	10	0
Tanza	2	0	0	0	37	0
Trece Martires City	2	1	0	0	33	0
8th District	28	1	3	0	114	1
Alfonso	2	0	1	0	31	0
Gen. Aguinaldo	1	0	0	0	10	0
Maragondon	19	0	0	0	4	0
Mendez	1	0	0	0	8	0
Naic	1	0	0	0	26	0
Tagaytay City	1	1	1	0	21	0
Ternate	3	0	1	0	1	1
Magallanes	0	0	0	0	13	0
Total	237	3	7	3	736	3

Source: OPG-Youth and Sports Development Office

Table 3.95 Number of Sports Facilities (Tennis/Badminton Courts – Other Sports Facilities) by City/Municipality, Province of Cavite: 2019

City/Municipality	Tennis/Badminton Court	Sipa Court	Swimming Pools	Fitness Gym	Others ^a	Total Sports Facilities
1st District	12	3	7	0	20	110
Cavite City	7	3	2	0	14	44
Kawit	4	0	0	0	0	25
Noveleta	0	0	0	0	0	7
Rosario	1	0	5	0	6	34
2nd District	9	0	17	0	8	130
City of Bacoor	9	0	17	0	8	130
3rd District	8	0	15	0	49	267
City of Imus	8	0	15	0	49	267
4th District	11	0	5	0	0	126
City of Dasmariñas	11	0	5	0	0	126

Table 3.95 continued...

City/Municipality	Tennis/Badminton Court	Sipa Court	Swimming Pools	Fitness Gym	Others ^a	Total Sports Facilities
5th District	3	0	2	0	14	168
Carmona	3	0	2	0	5	31
Gen. M. Alvarez	0	0	0	0	7	64
Silang	0	0	0	0	2	73
6th District	5	0	18	10	2	138
City of Gen Trias	5	0	18	10	2	138
7th District	4	0	11	11	4	151
Amadeo	1	0	3	2	1	36
Indang	1	0	6	3	1	28
Tanza	1	0	2	0	0	42
Trece Martires City	1	0	0	6	2	45
8th District	6	0	23	6	29	211
Alfonso	3	0	6	0	2	45
Gen. Aguinaldo	0	0	4	0	0	15
Maragondon	1	0	1	0	3	28
Mendez	0	0	0	0	1	10
Naic	0	0	5	0	0	32
Tagaytay City	1	0	0	5	6	36
Ternate	1	0	4	1	1	13
Magallanes	0	0	3	0	16	32
Total	58	3	98	27	126	1,301

volleyball court, track and field, multi-purpose court, soccer field, etc.

Source: OPG-Youth and Sports Development Office

Table 3.96 Number of Recreational Facilities (Playgrounds – Firing Ranges) by City/Municipality, Province of Cavite: 2019

City/Municipality	Playgrounds	Parks	Movie houses	Public Library	Billiard Hall	Firing Range
1st District	3	11	1	0	6	1
Cavite City	1	7	0	0	0	1
Kawit	0	1	0	0	0	0
Noveleta	1	0	0	0	0	0
Rosario	1	3	1	0	6	0
2nd District	0	0	1	0	21	0
City of Bacoor	0	0	1	0	21	0
3rd District	28	1	1	0	13	0
City of Imus	28	1	1	0	13	0
4th District	0	0	2	0	2	0
City of Dasmariñas	0	0	2	0	2	0
5th District	19	2	0	0	8	0
Carmona	2	1	0	0	0	0
Gen. M. Alvarez	0	0	0	0	8	0
Silang	17	1	0	0	0	0
6th District	0	2	0	0	13	0
City of Gen. Trias	0	2	0	0	13	0
7th District	3	3	0	1	10	0
Amadeo	1	1	0	0	0	0
Tanza	2	0	0	0	9	0
Trece Martires City	0	1	0	1	0	0
Indang	0	1	0	0	1	0
8th District	16	28	0	2	5	0
Alfonso	1	0	0	0	0	0
Gen. Aguinaldo	0	0	0	0	0	0
Magallanes	0	0	0	0	1	0
Maragondon	0	3	0	0	2	0
Mendez	1	0	0	1	2	0
Naic	2	0	0	1	0	0
Tagaytay City	11	25	0	0	0	0
Ternate	1	0	0	0	0	0
TOTAL	75	52	5	5	97	1

Source: OPG-Youth and Sports Development Office

Table 3.97 Number of Recreational Facilities (Paragliding Facilities – Other Recreational Facilities) by City/Municipality, Province of Cavite: 2019

City/Municipality	Paragliding	Wall Climbing	Zipline	Obstacle Course	Horse Racing	Others ^a	Total Facilities
1st District	0	0	0	0	0	3	25
Cavite City	0	0	0	0	0	1	10
Kawit	0	0	0	0	0	0	1
Noveleta	0	0	0	0	0	0	1
Rosario	0	0	0	0	0	2	13
2nd District	0	0	0	0	0	2	24
City of Bacoor	0	0	0	0	0	2	24
3rd District	0	0	0	0	0	11	54
City of Imus	0	0	0	0	0	11	54
4th District	0	0	0	0	0	12	16
City of Dasmariñas	0	0	0	0	0	12	16
5th District	1	0	0	0	1	11	42
Carmona	1	0	0	0	1	3	8
Gen. M. Alvarez	0	0	0	0	0	5	13
Silang	0	0	0	0	0	3	21
6th District	0	0	0	0	0	1	16
City of Gen Trias	0	0	0	0	0	1	16
7th District	0	0	0	0	1	8	26
Amadeo	0	0	0	0	0	3	5
Tanza	0	0	0	0	0	0	11
Trece Martires City	0	0	0	0	1	0	3
Indang	0	0	0	0	0	5	7
8th District	0	2	3	1	0	37	94
Alfonso	0	2	2	1	0	7	13
Gen. Aguinaldo	0	0	0	0	0	0	0
Magallanes	0	0	0	0	0	9	10
Maragondon	0	0	0	0	0	0	5
Mendez	0	0	0	0	0	0	4
Naic	0	0	0	0	0	0	3
Tagaytay City	0	0	1	0	0	12	49
Ternate	0	0	0	0	0	9	10
Total	1	2	3	1	4	96	342

^a bowling, botanical garden, cockpits, amusement/arcade center, clubhouse

Source: OPG-Youth and Sports Development Office