

Key Performance Indicator (KPI) is a performance measurement that helps the organizations to understand the performance of the students and understand if the organization is on the right track with the strategy (Jackson, n.d.).

KPIs in education includes the following as defined by the Department of Education and Philippine Statistics Authority:

- **Gross Enrolment Ratio:** total enrolment in a given level of education as a percentage of the population. It is the measure of the capacity of the schools
- **Participation/Net Enrolment Ratio:** the ratio between the enrolment in the school-age range to the total population of the age-range
- **Cohort Survival Rate:** the proportion of enrollees at the beginning grade who reach the final grade at the end of the required number of years of study
- **Completion Rate:** percentage of first-year entrants in an education level who finished the level following the required number of years of study
- **Graduation Rate:** the percentage of students who began in the same cohort who finished the level on time
- **Promotion Rate:** percentage of students promoted to the next grade level in the following school year
- **Repetition Rate:** percentage of students enrolled in a given grade and school year who study in the same grade the following year
- **Drop-out Rate:** percentage of pupils/students who do not finish a particular grade/year level. It does not capture pupils/students who finish a grade/year but do not enroll in the next grade/year of the following school year
- **School Leaver Rate:** the proportion of students who leave school during the year and those who complete the grade level but fail to enroll in the next grade level during the previous school year
- **Transition Rate:** percentage of pupils who graduate from one level of education and move on to the next level
- **Retention Rate:** percentage of enrollees in the elementary/secondary level in a given school year who continue to be in school the following year

The following tables show the available data regarding the KPIs of education in the Province of Cavite for school year 2019-2020.

Table 3.22 Completion Rate, Graduation Rate, Promotion Rate, Repetition Rate, School-leaver Rate, Retention Rate and Drop-out Rate for Public and Private Schools by School Division and School Level, S.Y. 2018-2019 and S.Y. 2019-2020

KPI and Division	Elementary		Secondary	
	S.Y. 2018-2019	S.Y. 2019-2020	S.Y. 2018-2019	S.Y. 2019-2020
Completion Rate				
City of Bacoor	96.37	96.10	94.11	86.74
Cavite ^a	100.00	99.55	99.37	96.05
Cavite City	96.54	87.30	93.50	74.40
City of Dasmarinas	93.03	100.00	83.61	94.17
City of Gen. Trias	-	100.00	-	98.14
City of Imus	95.35	99.54	98.76	93.18
Graduation Rate				
City of Bacoor	99.08	99.27	97.93	95.69
Cavite ^a	99.09	97.99	97.91	97.03
Cavite City	99.29	99.16	97.67	93.92
City of Dasmarinas	98.64	98.43	97.04	98.04
City of Gen. Trias	-	99.06	-	96.23
City of Imus	99.16	98.68	97.56	95.90
Promotion Rate				
City of Bacoor	97.41	97.55	95.11	93.30
Cavite ^a	97.67	97.00	96.30	94.59
Cavite City	97.75	96.29	94.33	87.16
City of Dasmarinas	96.94	97.88	90.17	93.33
City of Gen. Trias	-	98.08	-	95.75
City of Imus	97.85	98.70	95.42	93.27
Repetition Rate				
City of Bacoor	2.00	1.80	2.78	2.65
Cavite ^a	2.33	2.93	3.55	3.92
Cavite City	1.68	1.52	4.10	4.42
City of Dasmarinas	1.89	2.12	4.07	4.15
City of Gen. Trias	-	1.92	-	3.79
City of Imus	1.12	1.22	4.29	4.47
School-leaver Rate				
City of Bacoor	0.59	0.65	2.11	4.05
Cavite ^a	0.00	0.07	0.15	1.50
Cavite City	0.57	2.19	1.57	8.42
City of Dasmarinas	1.17	0.00	5.76	2.51
City of Gen. Trias	-	0.00	-	0.46
City of Imus	1.03	0.08	0.30	2.26
Retention Rate				
City of Bacoor	98.76	98.68	96.03	95.42
Cavite ^a	103.47	101.62	96.65	100.54
Cavite City	99.85	96.83	93.60	90.58
City of Dasmarinas	98.22	100.83	93.32	96.67
City of Gen. Trias	-	102.72	-	85.37
City of Imus	98.82	105.73	94.61	96.72
Drop-out Rate				
Public Schools				
City of Bacoor	2.19	NDA	3.61	NDA
Cavite ^a	2.20	NDA	4.95	NDA
Cavite City	1.15	NDA	6.42	NDA
City of Dasmarinas	2.58	NDA	5.22	NDA
City of Gen. Trias	-	NDA	-	NDA
City of Imus	1.76	NDA	5.94	NDA
Private Schools				
City of Bacoor	0.36	NDA	1.01	NDA
Cavite ^a	0.41	NDA	0.87	NDA
Cavite City	0.43	NDA	0.80	NDA
City of Dasmarinas	0.41	NDA	0.89	NDA
City of Gen. Trias	-	NDA	-	NDA
City of Imus	0.45	NDA	0.85	NDA

^a the rest of the province

Note: No data for City of General Trias for S.Y. 2018-2019 since it was still merged with the Division of Cavite during the school year

Source: Enhanced Basic Education Information System, Department of Education

Table 3.23 Gross Enrolment Rate and Transition Rate for Public and Private Schools by School Division and School Level, S.Y. 2018-2019 and S.Y. 2019-2020

KPI and Division	Elementary		JHS		SHS	
	S.Y. 2018-2019	S.Y. 2019-2020	S.Y. 2018-2019	S.Y. 2019-2020	S.Y. 2018-2019	S.Y. 2019-2020
Gross Enrolment Rate						
City of Bacoar	92.20	91.26	85.98	86.28	65.18	66.99
Cavite ^a	111.85	113.16	113.55	119.19	80.77	88.77
Cavite City	82.98	81.47	81.33	77.28	91.09	90.24
City of Dasmariñas	89.45	92.23	99.34	99.67	110.44	116.68
City of Gen. Trias	-	126.07	-	110.61	-	61.27
City of Imus	132.23	137.78	146.15	150.13	74.90	82.06
Transition Rate						
City of Bacoar	99.47	98.57	89.26	88.64	95.33	91.35
Cavite ^a	102.32	101.92	102.21	106.79	89.24	96.42
Cavite City	101.26	96.11	91.29	93.42	132.12	125.45
City of Dasmariñas	96.82	101.00	99.58	103.38	131.24	139.49
City of Gen. Trias	-	102.40	-	75.66	-	53.90
City of Imus	98.90	105.10	103.11	104.72	67.20	71.32

^a the rest of the province

Note: No data for City of General Trias for S.Y. 2018-2019 since it was still merged with the Division of Cavite during the school year

Source: Enhanced Basic Education Information System, Department of Education

Table 3.24 Net Enrolment Rate/Participation Rate, Cohort Survival Rate and Gender Parity Ratio for Public and Private Schools by School Division and School Level, S.Y. 2018-2019 and S.Y. 2019-2020

	S.Y. 2018-2019				S.Y. 2019-2020			
	Total	Male	Female	Gender Parity Ratio	Total	Male	Female	Gender Parity Ratio
Net Enrolment Rate/Participation Rate								
Elementary								
City of Bacoar	84.86	84.47	85.27	1.01	83.98	83.21	84.81	1.02
Cavite ^a	103.85	103.47	104.27	1.01	105.41	104.86	105.99	1.01
Cavite City	77.24	76.67	77.84	1.02	76.53	75.45	77.65	1.03
City of Dasmariñas	83.02	82.94	83.11	1.00	85.22	84.98	85.48	1.01
City of General Trias	-	-	-	-	118.41	116.87	120.06	1.03
City of Imus	123.18	123.24	123.12	1.00	129.36	126.87	129.88	1.01
Junior High School								
City of Bacoar	70.67	68.68	72.79	1.06	69.55	67.21	72.05	1.07
Cavite ^a	92.87	89.37	96.57	1.08	95.07	90.85	99.52	1.10
Cavite City	66.77	63.68	70.04	1.10	66.00	63.49	68.65	1.08
City of Dasmariñas	81.09	78.03	84.37	1.08	80.80	77.80	84.01	1.08
City of General Trias	-	-	-	-	107.98	104.41	111.76	1.07
City of Imus	120.02	116.39	123.87	1.06	122.54	118.86	126.64	1.07
Senior High School								
City of Bacoar	46.84	40.96	52.88	1.29	41.18	36.03	46.49	1.29
Cavite ^a	58.39	50.77	66.55	1.31	55.35	47.58	63.77	1.34
Cavite City	66.25	58.45	74.77	1.28	63.86	54.70	73.89	1.35
City of Dasmariñas	81.13	73.71	88.90	1.21	75.97	66.89	85.54	1.28
City of General Trias	-	-	-	-	54.56	48.99	60.26	1.23
City of Imus	52.91	50.63	55.15	1.09	51.87	49.28	54.43	1.10
Cohort Survival Rate								
Elementary								
City of Bacoar	96.37	94.75	97.55	1.03	96.15	95.55	96.43	1.01
Cavite ^a	100.00	100.00	100.00	1.00	100.00	100.00	100.00	1.01
Cavite City	96.54	93.90	98.40	1.05	87.30	91.03	83.91	0.92
City of Dasmariñas	93.13	90.59	95.43	1.05	100.00	100.00	100.00	1.00
City of General Trias	-	-	-	-	100.00	100.00	100.00	1.00
City of Imus	95.50	93.47	96.72	1.03	100.00	100.00	100.00	1.00
Secondary								
City of Bacoar	94.33	92.30	96.04	1.04	89.07	84.44	94.11	1.11
Cavite ^a	99.37	98.61	100.00	1.01	96.76	94.18	98.86	1.05
Cavite City	93.50	91.07	95.74	1.05	77.88	74.67	81.24	1.09
City of Dasmariñas	84.50	81.68	87.38	1.07	94.52	92.58	96.57	1.04
City of General Trias	-	-	-	-	100.00	100.00	100.00	1.00
City of Imus	98.79	96.91	100.00	1.03	94.84	92.50	96.62	1.04

^a the rest of the province

Note: No data for City of General Trias for S.Y. 2018-2019 since it was still merged with the Division of Cavite during the school year

Source: Enhanced Basic Education Information System, Department of Education

The Gross Enrolment Ratio and Participation Rate in the school divisions of Cavite are showing an increasing trend from S.Y. 2016 – 2017 to S.Y. 2019 – 2020, that may indicate that more school-age population are progressively

getting elementary and secondary education through the years. However, these rates decreased in S.Y. 2019 – 2020. It may be accounted due to the rise of COVID-19 cases in the Philippines that may hinder the enrolment and

school attendance of children. The other KPIs also decreased for S.Y. 2019 – 2020 that may also be related to the said reason.

The Department of Education (DepEd) formulated the Color-Coding Scheme or the Rainbow Spectrum for the deployment of teachers in public schools. As per DepEd Order (DO) 50 series of 2003, the scheme was formed to address the imbalances resulting from the shortage of teachers in the public school system due to the increase or decrease in enrolment and non-availability of new teaching positions in the General Appropriations Act for CY 2003.

Table 3.25 Teacher Deployment Analysis

Teacher to Pupil Ratio	Code	Interpretation
Less than 25	Blue	Excessive surplus teacher provision
25.00-29.99	Sky Blue	Surplus teacher provision
30.00-34.99	Green	Generous teacher provision
35.00-39.99	Yellow	National mean ratio
40.00-44.99	Gold	Manageable ratio
45.00-49.99	Orange	Moderate teacher shortage
More than 50.00	Red	Severe teacher shortage
No teacher available	Black	No nationally funded teachers

Source: Department of Education

However, per DO no. 88, series of 2009, the color-coding scheme was revised for the deployment of teachers in public secondary schools. It was stated that the existing color codes do not address the actual requirements in public secondary schools where teachers are assigned according to the subject area and year level. The deployment of new teacher items and the redeployment of vacant positions will be considered if the teacher to student ratio is at least 1:25 (Yellow to Black). On the other hand, the color-coding scheme for public elementary school teachers remains the same.

Table 3.26 is the revised color-coding scheme for public secondary schools.

Table 3.26 Teacher Deployment Analysis for Public Secondary Schools

Teacher to Pupil Ratio	Code	Interpretation
Less than 15	Blue	Cool color zone, with excess teachers
15.00-19.99	Sky Blue	Cool color zone, with excess teachers
20.00-24.99	Green	Cool color zone, with excess teachers
25.00-29.99	Yellow	Hot color zone, with teacher needs
30.00-34.99	Gold	Hot color zone, with teacher needs
35.00-39.99	Orange	Hot color zone, with teacher needs
More than 40.00	Red	Hot color zone, with teacher needs
No teacher available	Black	No nationally funded teachers

Source: Department of Education

The analysis is the basis of DepEd in the appointment to any existing vacant teaching positions. The Regional Director shall only issue authority to fill-up vacancies for public schools where vacancies exist under the hot colored schools (Gold to Black).

Moreover, the instructional room analysis is also formulated to study the classroom needs in the country. The analysis involves giving priority to new classroom construction in schools with black codes of room ratios that have no existing classrooms or red schools that have severe classroom shortages.

Table 3.27 Instructional Room Analysis

Classroom to Pupil Ratio	Code	Remarks
Less than 46	Blue	Meet Republic Act 7880 ^a with one shift
46.00 – 50.99	Yellow	Fails to meet RA 7880 with one shift
51.00 – 55.99	Gold	Does not meet RA 7880 even with double shifting
More than 56	Red	Does not meet RA 7880, schools with severe shortage of classrooms ^b
No classroom available	Black	No existing instructional rooms

^a Republic Act No. 7880: An act of providing for the fair and equitable allocation of the DepEd budget for capital outlay

^b Classroom shortage: refers to the number of classrooms whose construction, in considering the number of students divided by the existing number of classrooms shall result in a student-classroom ratio of 45:1, classroom shall mean those exclusively used for instructional purposes and shall exclude offices, libraries, laboratories, workshops and the like

Source: Department of Education

The detailed reports for each level are discussed in the following narratives.

Educational Institutions

As of S.Y. 2020-2021, a total of 1414 educational institutions are in Cavite - 523 public institutions (36.99%) and 891 private institutions (63.01%). The public elementary and secondary schools in the province totaled 505 institutions, managed by six DepEd division offices located in the major cities of the province. In terms of tertiary education, there are 76 higher education institutions in the province under the Commission of Higher Education (CHED). Technical Vocational Institutions collaborate with different private training centers and institutions to reach a wider range of the populace. Technical-vocational programs are implemented depending on the needs of the locality supervised by the Local Government Unit.

School facilities are concentrated in the City of Bacoor, City of Dasmariñas, and the City of Imus, where these cities become the province's magnet for education.

Table 3.28 Number of School Institutions by Type, Level and City/Municipality, Province of Cavite: S.Y. 2020-2021

City/Municipality	Private Institutions								Public Institutions ^a							All Schools
	K to 12	K to 10	JHS and SHS	Purely ES	Purely JHS	Purely SHS	HEIs	Total	K to 10	JHS and SHS	Purely ES	Purely JHS	Purely SHS	HEIs	Total	
1st District	12	11	1	20	0	5	4	53	0	4	38	4	2	2	50	103
Cavite City	3	2	-	6	-	2	3	16	-	2	12	-	-	1	15	31
Kawit	3	4	-	8	-	-	-	15	-	1	11	1	-	-	13	28
Noveleta	4	3	-	3	-	-	-	10	-	-	7	1	1	-	9	19
Rosario	2	2	1	3	-	3	1	12	-	1	8	2	1	1	13	25
2nd District	33	47	3	63	0	7	7	160	0	0	28	10	5	1	44	204
City of Bacoor	33	47	3	63	-	7	7	160	-	-	28	10	5	1	44	204
3rd District	19	31	5	62	3	6	6	132	1	0	25	5	4	1	36	168
City of Imus	19	31	5	62	3	6	6	132	1	-	25	5	4	1	36	168
4th District	30	57	4	40	1	10	16	158	0	5	28	8	3	1	45	203
City of Dasmarinas	30	57	4	40	1	10	16	158	-	5	28	8	3	1	45	203
5th District	24	37	4	39	1	4	10	119	1	6	62	6	1	4	80	199
Carmona	3	6	-	2	-	1	1	13	-	-	9	1	1	1	12	25
Gen. M. Alvarez	8	13	-	10	1	2	1	35	-	2	8	1	-	1	12	47
Silang	13	18	4	27	-	1	8	71	1	4	45	4	-	2	56	127
6th District	16	16	3	39	0	1	3	78	0	0	27	8	1	1	37	115
City of Gen. Trias	16	16	3	39	-	1	3	78	-	-	27	8	1	1	37	115
7th District	25	20	1	54	1	4	4	109	1	10	67	7	1	4	90	199
Amadeo	-	1	1	7	1	1	1	12	-	3	10	1	-	-	14	26
Indang	4	4	-	3	-	-	-	11	1	3	26	-	-	1	31	42
Tanza	9	11	-	23	-	2	2	47	-	3	16	1	-	1	21	68
Trece Martires City	12	4	-	21	-	1	1	39	-	1	15	5	1	2	24	63
8th District	26	8	3	29	2	6	8	82	2	15	104	14	2	4	141	223
Alfonso	5	2	-	1	-	-	-	8	-	3	18	3	-	1	25	33
Gen. E. Aguinaldo	1	-	-	2	1	-	-	4	-	1	10	-	-	-	11	15
Magallanes	3	-	-	1	1	1	2	8	-	1	10	1	-	-	12	20
Maragondon	-	-	-	2	-	-	-	2	1	3	15	2	-	1	22	24
Mendez - Nuñez	4	-	1	7	-	-	-	12	-	1	7	3	1	-	12	24
Naic	8	2	2	9	-	2	2	25	-	1	23	5	-	1	30	55
Tagaytay City	5	4	-	7	-	2	3	21	1	3	16	-	1	1	22	43
Ternate	-	-	-	-	-	1	1	2	-	2	5	-	-	-	7	9
Total	185	227	24	346	8	43	58	891	5	40	379	62	19	18	523	1,414

^a 6 SUCs/LUCs offering K to 12 included in each category (Kto10, JHS with SHS, Purely JHS, Purely SHS)

Source: Department of Education Cavite Region IV-A

Elementary Education

Elementary education is the first step of the Philippine educational system. It refers to the stage of compulsory basic education, which includes Kindergarten and six years of essential education informally divided into three years of primary level and three years of intermediate level. Elementary education general subjects include Mother Tongue, Filipino, English, Mathematics, Science, Araling Panlipunan, Edukasyon sa Pagpapakatao, MAPEH, and Edukasyong Pantahanan at Pangkabuhatan.

Enrolment

Kinder or preschool programs are designed to educate children of age four to six years old, that prepares the for first grade and develop basic skills and social behavior. For S.Y. 2020 – 2021, a total of 67,085 children are enrolled for kinder classes. Most enrolment is in public institutions totaling to 61,068 (91.03%). The enrolment in private institutions totaled to 6,017 (8.97%).

Table 3.29 Enrolment in Kinder Institutions by City/Municipality, Province of Cavite: S.Y. 2020-2021

City/Municipality	Public Kinder			Private Kinder			Total Enrolment		
	Male	Female	Total	Male	Female	Total	Male	Female	Total
1st District	2,359	2,167	4,526	158	145	303	2,517	2,312	4,829
Cavite City	560	515	1,075	55	48	103	615	563	1,178
Kawit	656	552	1,208	45	53	98	701	605	1,306
Noveleta	303	278	581	41	32	73	344	310	654
Rosario	840	822	1,662	17	12	29	857	834	1,691
2nd District	4,289	4,091	8,380	765	767	1,532	5,054	4,858	9,912
City of Bacoor	4,289	4,091	8,380	765	767	1,532	5,054	4,858	9,912
3rd District	3,523	3,188	6,711	493	515	1,008	4,016	3,703	7,719
City of Imus	3,523	3,188	6,711	493	515	1,008	4,016	3,703	7,719
4th District	4,192	3,971	8,163	466	477	943	4,658	4,448	9,106
City of Dasmarinas	4,192	3,971	8,163	466	477	943	4,658	4,448	9,106
5th District	4,335	4,084	8,419	251	289	540	4,586	4,373	8,959
Carmona	829	769	1,598	23	32	55	852	801	1,653
General Mariano Alvarez	1,334	1,286	2,620	72	70	142	1,406	1,356	2,762
Silang	2,172	2,029	4,201	156	187	343	2,328	2,216	4,544

City/Municipality	Public Kinder			Private Kinder			Total Enrolment		
	Male	Female	Total	Male	Female	Total	Male	Female	Total
6th District	3,315	3,091	6,406	300	360	660	3,615	3,451	7,066
City of General Trias	3,315	3,091	6,406	300	360	660	3,615	3,451	7,066
7th District	5,375	5,167	10,542	307	296	603	5,682	5,463	11,145
Amadeo	335	310	645	28	35	63	363	345	708
Indang	597	608	1,205	34	33	67	631	641	1,272
Tanza	2,391	2,310	4,701	173	167	340	2,564	2,477	5,041
Trece Martires City	2,052	1,939	3,991	72	61	133	2,124	2,000	4,124
8th District	4,040	3,881	7,921	203	225	428	4,243	4,106	8,349
Alfonso	548	548	1,096	29	29	58	577	577	1,154
General Emilio Aguinaldo	157	186	343	9	6	15	166	192	358
Magallanes	203	200	403	11	12	23	214	212	426
Maragondon	386	388	774	10	9	19	396	397	793
Mendez – Nuñez	287	295	582	9	10	19	296	305	601
Naic	1,545	1,422	2,967	58	72	130	1,603	1,494	3,097
Tagaytay City	667	599	1,266	77	87	164	744	686	1,430
Temate	247	243	490	-	-	-	247	243	490
Total	31,428	29,640	61,068	2,943	3,074	6,017	34,371	32,714	67,085

Source: Department of Education Cavite Region IV-A

In S.Y. 2020-2021, there is a total enrolment of 435,922 students in elementary education (Grade I – Grade VI). The 382,017 (87.63%) students are enrolled in public elementary schools in Cavite and 53,905 (12.37%) students in private schools. The overall elementary enrolment in the province had decreased by 8.00% in S.Y. 2020 – 2021 from 473,841 in S.Y. 2019 – 2020. Notably, the bulk of enrolment is mostly in the cities and bigger municipalities, wherein most elementary schools are located.

Moreover, there is still more enrolment in public institutions than in private ones, despite the numerous private elementary schools in the province. It may be attributed to the high cost in private schools compared to free education in public schools. In addition, there are more male elementary students than female students. Despite the decrease in elementary enrolment, the enrolment in public institutions increased. This may be due to the shift of education to home schooling due to the COVID-19 pandemic.

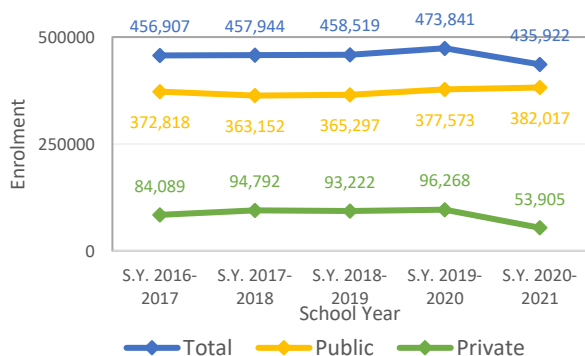


Figure 3.14 Elementary Enrolment (Grade I-VI), Province of Cavite: S.Y. 2016-2017 to S.Y. 2019-2021

Enrolment in public elementary schools in S.Y.2020-2021 totaled to 382,017 (87.63%). City of Dasmariñas has the highest enrolment, comprising 15.51% of the total enrolment. The City of Bacoor and City of Imus followed, comprising 12.67% and 10.75%, respectively. Conversely, Gen. Emilio Aguinaldo has the least number of enrolments accounting for 0.54% of the total public-school enrolment.

In private institutions, the enrolment totaled to 53,905 (12.37%). Most enrolments are in the City of Bacoor, comprising 22.57% of the total private school enrolment. The Cities of Imus and Dasmariñas followed, covering 18.19% and 16.43%, respectively. On the other hand, Gen. Emilio Aguinaldo has the least number of private school enrolments, which covers 0.22%.

In addition, more males are enrolled for elementary education than females by four percentage points.

Non-graded education is the practice of teaching children of different levels together without the division of curriculum into step labeled by grade designations. Non-graded elementary enrolment in the province totaled to 2,325 enrollees, wherein 66.19% are males while 33.81% are female. Only 33 non-graded enrollees are recorded in private institutions and most are in public schools covered by the Department of Education with 2,292 enrollees (98.58%). State universities and colleges offering K-12 curriculum have no non-graded enrollees for S.Y. 2020 – 2021.

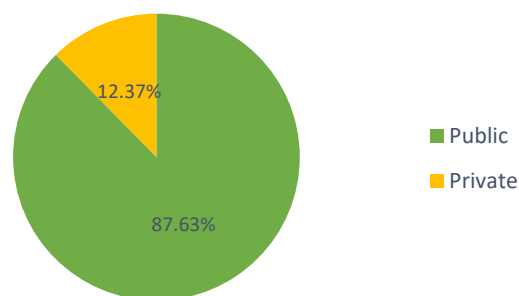


Figure 3.15 Comparative Number of Elementary Enrolment by Type, Province of Cavite: S.Y. 2020-2021

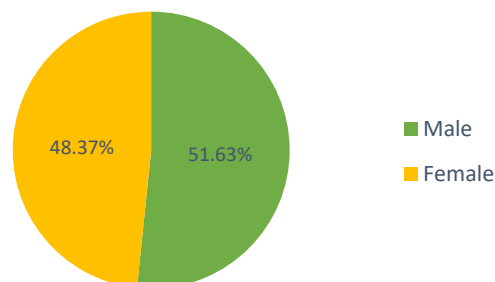


Figure 3.16 Comparative Number of Elementary Enrolment by Sex, Province of Cavite: S.Y. 2020-2021

Table 3.30 Enrolment in Elementary Education by City/Municipality, Province of Cavite: S.Y. 2020-2021

City/Municipality	Public Elementary			Private Elementary			Total Enrolment		
	Male	Female	Total	Male	Female	Total	Male	Female	Total
1st District	15,657	15,015	30,672	1,306	1,311	2,617	16,963	16,326	33,289
Cavite City	4,436	4,417	8,853	282	303	585	4,718	4,720	9,438
Kawit	3,677	3,412	7,089	460	436	896	4,137	3,848	7,985
Noveleta	1,898	1,795	3,693	366	390	756	2,264	2,185	4,449
Rosario	5,646	5,391	11,037	198	182	380	5,844	5,573	11,417
2nd District	25,114	23,305	48,419	6,167	5,998	12,165	31,281	29,303	60,584
City of Bacoor	25,114	23,305	48,419	6,167	5,998	12,165	31,281	29,303	60,584
3rd District	21,163	19,896	41,059	4,903	4,900	9,803	26,066	24,796	50,862
City of Imus	21,163	19,896	41,059	4,903	4,900	9,803	26,066	24,796	50,862
4th District	30,655	28,607	59,262	4,541	4,315	8,856	35,196	32,922	68,118
City of Dasmariñas	30,655	28,607	59,262	4,541	4,315	8,856	35,196	32,922	68,118
5th District	27,805	25,524	53,329	2,825	2,758	5,583	30,630	28,282	58,912
Carmona	4,747	4,465	9,212	464	415	879	5,211	4,880	10,091
General Mariano Alvarez	9,299	8,417	17,716	887	811	1,698	10,186	9,228	19,414
Silang	13,759	12,642	26,401	1,474	1,532	3,006	15,233	14,174	29,407
6th District	19,412	18,206	37,618	2,580	2,524	5,104	21,992	20,730	42,722
City of General Trias	19,412	18,206	37,618	2,580	2,524	5,104	21,992	20,730	42,722
7th District	33,782	31,374	65,156	3,050	2,839	5,889	36,832	34,213	71,045
Amadeo	2,040	1,860	3,900	328	335	663	2,368	2,195	4,563
Indang	3,451	3,039	6,490	344	360	704	3,795	3,399	7,194
Tanza	15,529	14,647	30,176	1,549	1,386	2,935	17,078	16,033	33,111
Trece Martires City	12,762	11,828	24,590	829	758	1,587	13,591	12,586	26,177
8th District	24,112	22,390	46,502	2,007	1,881	3,888	26,119	24,271	50,390
Alfonso	3,135	2,874	6,009	315	296	611	3,450	3,170	6,620
General Emilio Aguinaldo	1,075	990	2,065	75	46	121	1,150	1,036	2,186
Magallanes	1,200	1,147	2,347	225	207	432	1,425	1,354	2,779
Maragondon	2,404	2,179	4,583	84	63	147	2,488	2,242	4,730
Mendez – Nuñez	1,599	1,634	3,233	204	176	380	1,803	1,810	3,613
Naic	9,122	8,561	17,683	501	487	988	9,623	9,048	18,671
Tagaytay City	4,155	3,682	7,837	603	606	1,209	4,758	4,288	9,046
Ternate	1,422	1,323	2,745	-	-	-	1,422	1,323	2,745
Total	197,700	184,317	382,017	27,379	26,526	53,905	225,079	210,843	435,922

Source: Department of Education Cavite Region IV-A

Table 3.31 Enrolment in Non-Graded Elementary Education by City/Municipality, Province of Cavite: S.Y. 2020-2021

City/Municipality	Public Non-Graded Elementary			Private Non-Graded Elementary			Total Enrolment		
	Male	Female	Total	Male	Female	Total	Male	Female	Total
1st District	171	88	259	3	0	3	174	88	262
Cavite City	131	59	190	-	-	-	131	59	190
Kawit	21	14	35	-	-	-	21	14	35
Noveleta	14	4	18	3	-	3	17	4	21
Rosario	5	11	16	-	-	0	5	11	16
2nd District	97	48	145	0	1	1	97	49	146
City of Bacoor	97	48	145	-	1	1	97	49	146
3rd District	308	115	423	10	1	11	318	116	434
City of Imus	308	115	423	10	1	11	318	116	434
4th District	325	191	516	0	0	0	325	191	516
City of Dasmariñas	325	191	516	-	-	-	325	191	516
5th District	185	94	279	4	1	5	189	95	284
Carmona	52	31	83	-	-	-	52	31	83
General Mariano Alvarez	37	16	53	-	-	-	37	16	53
Silang	96	47	143	4	1	5	100	48	148
6th District	95	35	130	6	2	8	101	37	138
City of General Trias	95	35	130	6	2	8	101	37	138
7th District	165	105	270	4	1	5	169	106	275
Amadeo	12	5	17	-	-	-	12	5	17
Indang	18	15	33	-	-	-	18	15	33
Tanza	85	51	136	2	1	3	87	52	139
Trece Martires City	50	34	84	2	-	2	52	34	86
8th District	166	104	270	0	0	0	166	104	270
Alfonso	26	15	41	-	-	-	26	15	41
General Emilio Aguinaldo	20	10	30	-	-	-	20	10	30
Magallanes	10	7	17	-	-	-	10	7	17
Maragondon	25	14	39	-	-	-	25	14	39
Mendez – Nuñez	22	14	36	-	-	-	22	14	36
Naic	16	11	27	-	-	-	16	11	27
Tagaytay City	36	21	57	-	-	-	36	21	57
Ternate	11	12	23	-	-	-	11	12	23
Total	1,512	780	2,292	27	6	33	1,539	786	2,325

Source: Department of Education Cavite Region IV-A

Completers

The completers in elementary education for S.Y. 2019 – 2020 totaled to 79,415 students. Most completers are from City of Dasmariñas (17.08%) which also have the highest

number of enrolment while the least is also in General Emilio Aguinaldo (0.48%).

Table 3.32 Completers in Elementary Education (Grade VI) by City/Municipality, Province of Cavite: S.Y. 2019-2020

City/Municipality	Public Elementary			Private Elementary			Total Completers		
	Male	Female	Total	Male	Female	Total	Male	Female	Total
1st District	2,750	2,805	5,555	287	321	608	3,037	3,126	6,163
Cavite City	870	864	1,734	54	64	118	924	928	1,852
Kawit	593	617	1,210	107	121	228	700	738	1,438
Noveleta	323	316	639	76	93	169	399	409	808
Rosario	964	1,008	1,972	50	43	93	1,014	1,051	2,065
2nd District	3,897	3,833	7,730	1,864	1,771	3,635	5,761	5,604	11,365
City of Bacoor	3,897	3,833	7,730	1,864	1,771	3,635	5,761	5,604	11,365
3rd District	3,365	3,122	6,487	1,535	1,477	3,012	4,900	4,599	9,499
City of Imus	3,365	3,122	6,487	1,535	1,477	3,012	4,900	4,599	9,499
4th District	5,501	5,353	10,854	1,454	1,259	2,713	6,955	6,612	13,567
City of Dasmariñas	5,501	5,353	10,854	1,454	1,259	2,713	6,955	6,612	13,567
5th District	4,548	4,495	9,043	867	844	1,711	5,415	5,339	10,754
Carmona	795	749	1,544	137	102	239	932	851	1,783
General Mariano Alvarez	1,406	1,458	2,864	306	275	581	1,712	1,733	3,445
Silang	2,347	2,288	4,635	424	467	891	2,771	2,755	5,526
6th District	3,226	2,981	6,207	780	709	1,489	4,006	3,690	7,696
City of General Trias	3,226	2,981	6,207	780	709	1,489	4,006	3,690	7,696
7th District	5,211	5,016	10,227	874	783	1,657	6,085	5,799	11,884
Amadeo	318	302	620	72	71	143	390	373	763
Indang	584	520	1,104	103	104	207	687	624	1,311
Tanza	2,478	2,353	4,831	436	367	803	2,914	2,720	5,634
Trece Martires City	1,831	1,841	3,672	263	241	504	2,094	2,082	4,176
8th District	3,764	3,723	7,487	523	477	1,000	4,287	4,200	8,487
Alfonso	508	466	974	103	99	202	611	565	1,176
General Emilio Aguinaldo	192	165	357	21	7	28	213	172	385
Magallanes	200	220	420	40	40	80	240	260	500
Maragondon	373	372	745	20	16	36	393	388	781
Mendez – Nuñez	273	290	563	61	68	129	334	358	692
Naic	1,369	1,350	2,719	134	113	247	1,503	1,463	2,966
Tagaytay City	674	643	1,317	144	134	278	818	777	1,595
Ternate	175	217	392	-	-	-	175	217	392
Total	32,262	31,328	63,590	8,184	7,641	15,825	40,446	38,969	79,415

Source: Department of Education Cavite Region IV-A

Teachers

The number of public elementary teachers has increased by 2.68% from 13,195 in S.Y. 2019-2020 to 13,549 in S.Y. 2020-2021. However, the teacher to pupil ration remained at 1:33, despite the increase in the number of public teachers. The ratio means that Cavite has a generous teacher provision. It also explains that a public teacher trains 33 public students, on average. All cities and municipalities in Cavite's teacher to pupil ratio are all within or above the national mean ratio, meaning that Cavite has enough public elementary teachers deployed, in general.

Cavite City remains to have excessive surplus teachers. The municipalities of Noveleta, Rosario, Silang, Indang, General Emilio Aguinaldo, and Magallanes also has surplus teacher provision. The teacher deployment in the cities of Bacoor, Imus, General Trias, Trece Martires, and Tanza is within the national mean ratio. The rest of the cities and municipalities have generous teacher provision.

Overall, the increase in the number of teachers in the province resulted in a sufficient number of teachers to fill up the teacher shortage in some towns in the previous

years and maintaining a generous teacher provision at the provincial level.

Table 3.33 Number of Public Teachers in Elementary Education Institutions and Public Teacher to Pupil Ratio by City/Municipality, Province of Cavite: S.Y. 2019-2020 and S.Y. 2020-2021

City/Municipality	Number of Teachers		Teacher to Pupil Ratio	
	S.Y. 2019-2020	S.Y. 2020-2021	S.Y. 2019-2020	S.Y. 2020-2021
1st District	1,320	1,385	1:28	1:26
Cavite City	455	491	1:22	1:21
Kawit	275	283	1:30	1:29
Noveleta	148	161	1:29	1:27
Rosario	442	450	1:31	1:28
2nd District	1,561	1,585	1:34	1:36
City of Bacoor	1,561	1,585	1:34	1:36
3rd District	1,213	1,268	1:33	1:38
City of Imus	1,213	1,268	1:33	1:38
4th District	2,079	2,200	1:35	1:31
City of Dasmariñas	2,079	2,200	1:35	1:31
5th District	1,978	2,024	1:32	1:31
Carmona	317	331	1:32	1:33
Gen. M. Alvarez	633	650	1:32	1:31
Silang	1,028	1,043	1:31	1:29

City/Municipality	Number of Teachers		Teacher to Pupil Ratio	
	S.Y. 2019-2020	S.Y. 2020-2021	S.Y. 2019-2020	S.Y. 2020-2021
6th District	1,185	1,205	1:35	1:37
City of Gen. Trias	1,185	1,205	1:35	1:37
7th District	2,143	2,142	1:34	1:35
Amadeo	134	136	1:32	1:34
Indang	275	276	1:26	1:28
Tanza	953	954	1:36	1:37
Trece Martires City	781	776	1:35	1:37
8th District	1,716	1,740	1:30	1:31
Alfonso	213	218	1:31	1:33
Gen. E. Aguinaldo	96	97	1:24	1:25
Magallanes	110	110	1:24	1:25
Maragondon	171	176	1:30	1:31
Mendez - Nuñez	115	116	1:32	1:33
Naic	617	619	1:32	1:33
Tagaytay City	296	305	1:31	1:30
Ternate	98	99	1:32	1:33
Total	13,195	13,549	1:33	1:33

Sources: Department of Education Division Offices of Cavite, Cavite City, City of Bacoor, City of Dasmarinas, City of Imus, City of General Trias, Region IV-A (S.Y. 2019-2020); Department of Education Region IV-A (S.Y. 2020-2021)

*Teacher to Pupil Ratio is computed by the Provincial Planning and Development Office

Classrooms

There are 9,432 classrooms in elementary public institutions in the province that increased by 15.35%. It resulted in a classroom to pupil ratio of 1:47. It means that, in general, 47 students are using a classroom on average. It also means that Cavite fails to meet RA 7880 with one shift. RA 7880 is the act of providing for the fair and equitable allocation of the DepEd budget for capital outlay. However, the instructional room ratio in the province has improved, since it has shifted from a severe shortage of classrooms in S.Y. 2018-2019.

Some cities and municipalities in Cavite had meet RA 7880 in one shift. It includes Cavite City, Kawit, Noveleta, Rosario, Carmona, City of Bacoor, City of Imus, Silang, Amadeo, Indang, General Emilio Aguinaldo, Magallanes, Mendez-Nuñez, Tagaytay City, and Ternate. Most shortages of classrooms are in urban areas such as the City of Dasmarinas, Tanza, and Trece Martires City.

However, there is an improvement with other towns. The most prominent improvement is in the cities of Bacoor and Imus, which has severe shortage of classrooms in the previous year and meets RA 7880 with one shift in S.Y. 2019-2020.

Generally, there are enough public elementary schools in the province which are strategically located to be accessible to the general populace. The incessant increase in population resulted in a classroom backlog in the province. As of S.Y. 2020-2021, Cavite needs an additional of at least 201 classrooms in public elementary schools to comply with RA 7880.

Table 3.34 Number of Classrooms in Public Elementary Education Institutions and Public Classroom to Pupil Ratio by City/Municipality, Province of Cavite: S.Y. 2019-2020 and S.Y. 2020-2021

City/Municipality	Number of Classrooms		Classroom to Pupil Ratio	
	S.Y. 2019-2020	S.Y. 2020-2021	S.Y. 2019-2020	S.Y. 2020-2021
1st District	975	878	1:37	1:40
Cavite City	369	259	1:27	1:38
Kawit	202	206	1:41	1:40
Noveleta	104	101	1:41	1:42
Rosario	300	312	1:46	1:41
2nd District	881	1,427	1:60	1:40
City of Bacoor	881	1,427	1:60	1:40
3rd District	701	1,058	1:57	1:45
City of Imus	701	1,058	1:57	1:45
4th District	942	1,105	1:78	1:61
City of Dasmarinas	942	1,105	1:78	1:61
5th District	1,310	1,365	1:48	1:45
Carmona	230	236	1:45	1:46
Gen. M. Alvarez	392	410	1:52	1:50
Silang	688	719	1:47	1:43
6th District	920	902	1:44	1:49
City of Gen. Trias	920	902	1:44	1:49
7th District	1,268	1,398	1:58	1:54
Amadeo	98	125	1:44	1:36
Indang	195	222	1:37	1:35
Tanza	547	585	1:63	1:60
Trece Martires City	428	466	1:64	1:61
8th District	1,180	1,299	1:44	1:42
Alfonso	142	197	1:47	1:36
Gen. E. Aguinaldo	74	82	1:31	1:29
Magallanes	87	111	1:31	1:25
Maragondon	85	106	1:60	1:51
Mendez - Nuñez	91	94	1:41	1:41
Naic	368	370	1:53	1:56
Tagaytay City	260	264	1:35	1:34
Ternate	73	75	1:43	1:43
Total	8,177	9,432	1:53	1:47

Sources: Department of Education Division Offices of Cavite, Cavite City, City of Bacoor, City of Dasmarinas, City of Imus, City of General Trias, Region IV-A (S.Y. 2019-2020); Department of Education Region IV-A (S.Y. 2020-2021)

*Classroom to pupil ratio is computed by the Provincial Planning and Development Office

Secondary Education

With the implementation of the K-12 program in the Philippines, the secondary school was divided into two, having four years of Junior High School and two years of Senior High School. The Senior High School was an additional two-year program of the K-12 to prepare graduates for tertiary education, middle-level skills development, employment, and entrepreneurship.

Junior High School

The Junior High School covers four years of education, grade 7 to grade 10, upon completion of the elementary level. DepEd specified a compulsory curriculum for all junior high school students. There are five core subjects taught in Junior High, such as Science, Mathematics, English, Filipino, and Araling Panlipunan (Social Studies). Other subjects taught in all levels of junior high include MAPEH, Values Education and Technology, and Livelihood Education.

Enrolment

The overall enrolment in junior high school education is 304,211 in S.Y. 2019-2020. It increased by 10.36% from 275,658 in S.Y.2018-2019. The highest enrolment was recorded in the City of Dasmariñas, covering 18.67%, and the lowest in General Emilio Aguinaldo with 0.43%.

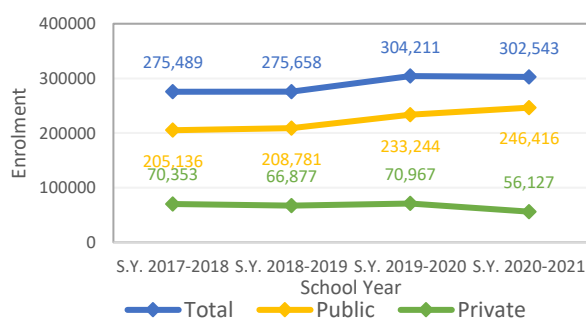


Figure 3.17 Junior High School Enrolment, Province of Cavite: S.Y. 2017-2018 to S.Y. 2020-2021

Despite the decrease in junior high school enrolment in Cavite, most enrolment is in public junior high institutions that sum up to 246,416 students accounting for 81.45% of the total enrollees. Most public enrollees are in the City of Dasmariñas (16.47%), which also has the most public JHS institutions. The City of Imus (11.90%) and the City of Bacoor (11.25%) followed. The least public JHS enrollees are in Magallanes (0.38%). On the other hand, private JHS enrolment totaled 56,127, wherein most are in the City of Dasmariñas (20.03%), followed by City of Bacoor

(17.83%) and City of Imus (16.36%) while the least is in General Emilio Aguinaldo (0.11%). In addition, there are no private JHS schools in Ternate.

In terms of sex, a total of 152,764 male junior high students (50.49%) and 149,779 female junior high students (1.30%).

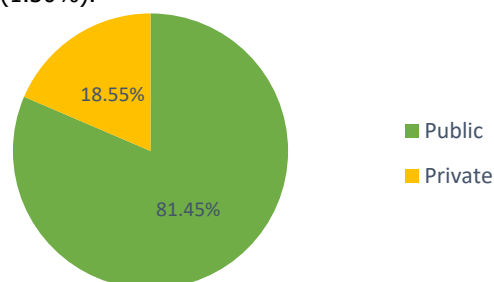


Figure 3.18 Comparative Number of Junior High School Enrolment by Type, Province of Cavite: S.Y. 2019-2020

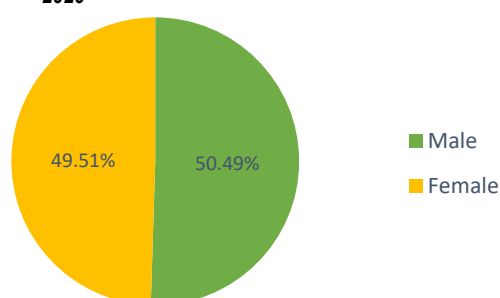


Figure 3.19 Comparative Number of Junior High School Enrolment by Sex, Province of Cavite: S.Y. 2019-2020

Table 3.35 Enrolment in Junior High School Education by City/Municipality, Province of Cavite: S.Y. 2020-2021

City/Municipality	Public Junior High School			Private Junior High School			Total Enrolment		
	Male	Female	Total	Male	Female	Total	Male	Female	Total
1st District	9,858	10,004	19,862	1,474	1,509	2,983	11,332	11,513	22,845
Cavite City	2,581	2,565	5,146	265	250	515	2,846	2,815	5,661
Kawit	2,862	2,958	5,820	438	473	911	3,300	3,431	6,731
Noveleta	1,113	1,009	2,122	421	424	845	1,534	1,433	2,967
Rosario	3,302	3,472	6,774	350	362	712	3,652	3,834	7,486
2nd District	14,018	13,715	27,733	5,082	4,923	10,005	19,100	18,638	37,738
City of Bacoor	14,018	13,715	27,733	5,082	4,923	10,005	19,100	18,638	37,738
3rd District	14,975	14,345	29,320	4,605	4,581	9,186	19,580	18,926	38,506
City of Imus	14,975	14,345	29,320	4,605	4,581	9,186	19,580	18,926	38,506
4th District	20,553	20,029	40,582	5,734	5,507	11,241	26,287	25,536	51,823
City of Dasmariñas	20,553	20,029	40,582	5,734	5,507	11,241	26,287	25,536	51,823
5th District	15,864	15,687	31,551	3,735	4,194	7,929	19,599	19,881	39,480
Carmona	3,224	3,064	6,288	210	208	418	3,434	3,272	6,706
General Mariano Alvarez	5,225	5,107	10,332	728	613	1,341	5,953	5,720	11,673
Silang	7,415	7,516	14,931	2,797	3,373	6,170	10,212	10,889	21,101
6th District	11,606	10,994	22,600	2,564	2,392	4,956	14,170	13,386	27,556
City of General Trias	11,606	10,994	22,600	2,564	2,392	4,956	14,170	13,386	27,556
7th District	22,072	21,941	44,013	2,541	2,403	4,944	24,613	24,344	48,957
Amadeo	1,772	1,565	3,337	89	84	173	1,861	1,649	3,510
Indang	1,956	1,828	3,784	514	450	964	2,470	2,278	4,748
Tanza	11,241	11,236	22,477	1,060	970	2,030	12,301	12,206	24,507
Trece Martires City	7,103	7,312	14,415	878	899	1,777	7,981	8,211	16,192
8th District	15,563	15,192	30,755	2,520	2,363	4,883	18,083	17,555	35,638
Alfonso	2,288	2,058	4,346	467	396	863	2,755	2,454	5,209
General Emilio Aguinaldo	693	600	1,293	36	35	71	729	635	1,364
Magallanes	497	439	936	445	430	875	942	869	1,811
Maragondon	2,234	2,294	4,528	-	-	-	2,234	2,294	4,528
Mendez – Nuñez	899	910	1,809	309	300	609	1,208	1,210	2,418
Naic	4,285	4,198	8,483	959	923	1,882	5,244	5,121	10,365
Tagaytay City	3,746	3,790	7,536	304	279	583	4,050	4,069	8,119
Ternate	921	903	1,824	-	-	-	921	903	1,824
Total	124,509	121,907	246,416	28,255	27,872	56,127	152,764	149,779	302,543

Source: Department of Education Cavite Region IV-A,

Non-graded JHS enrolment in the province totaled to 117 enrollees, wherein 58.97% are males while 41.03% are female. Cavite National High School in Cavite City, Baco National High School – Molino Main in City of Baco and Gen. Emilio Aguinaldo National High School in City of Imus are the only JHS institutions that have non-graded junior high school education enrolment.

Table 3.36 Enrolment in Non-Graded Junior High School Education by City/Municipality, Province of Cavite: S.Y. 2020-2021

City/Municipality	Public Junior High School		
	Male	Female	Total
Cavite City	16	16	32
City of Baco	24	15	39
City of Imus	29	17	47
Total	69	48	117

Source: Department of Education Cavite Region IV-A

Table 3.37 Completers in Junior High School Education (Grade X) by City/Municipality, Province of Cavite: S.Y. 2019-2020

City/Municipality	Public Junior High School			Private Junior High School			Total Completers		
	Male	Female	Total	Male	Female	Total	Male	Female	Total
1st District	2,032	2,187	4,219	336	352	688	2,368	2,539	4,907
Cavite City	683	765	1,448	24	32	56	707	797	1,504
Kawit	574	608	1,182	117	112	229	691	720	1,411
Noveleta	179	172	351	88	105	193	267	277	544
Rosario	596	642	1,238	107	103	210	703	745	1,448
2nd District	2,385	2,646	5,031	1,830	1,695	3,525	4,215	4,341	8,556
City of Baco	2,385	2,646	5,031	1,830	1,695	3,525	4,215	4,341	8,556
3rd District	2,483	2,664	5,147	1,416	1,317	2,733	3,899	3,981	7,880
City of Imus	2,483	2,664	5,147	1,416	1,317	2,733	3,899	3,981	7,880
4th District	4,011	4,389	8,400	1,880	1,702	3,582	5,891	6,091	11,982
City of Dasmariñas	4,011	4,389	8,400	1,880	1,702	3,582	5,891	6,091	11,982
5th District	2,974	3,325	6,299	1,235	1,333	2,568	4,209	4,658	8,867
Carmona	559	656	1,215	68	48	116	627	704	1,331
General Mariano Alvarez	1,017	1,093	2,110	319	278	597	1,336	1,371	2,707
Silang	1,398	1,576	2,974	848	1,007	1,855	2,246	2,583	4,829
6th District	2,113	2,171	4,284	662	607	1,269	2,775	2,778	5,553
City of General Trias	2,113	2,171	4,284	662	607	1,269	2,775	2,778	5,553
7th District	4,192	4,508	8,700	757	737	1,494	4,949	5,245	10,194
Amadeo	343	287	630	20	21	41	363	308	671
Indang	400	387	787	147	131	278	547	518	1,065
Tanza	1,956	2,275	4,231	340	314	654	2,296	2,589	4,885
Trece Martires City	1,493	1,559	3,052	250	271	521	1,743	1,830	3,573
8th District	2,982	3,226	6,208	704	621	1,325	3,686	3,847	7,533
Alfonso	425	415	840	115	113	228	540	528	1,068
General Emilio Aguinaldo	134	138	272	23	9	32	157	147	304
Magallanes	90	104	194	86	99	185	176	203	379
Maragondon	481	511	992	-	-	-	481	511	992
Mendez – Nuñez	147	162	309	108	100	208	255	262	517
Naic	684	798	1,482	286	245	531	970	1,043	2,013
Tagaytay City	821	927	1,748	86	55	141	907	982	1,889
Ternate	200	171	371	-	-	-	200	171	371
Total	23,172	25,116	48,288	8,820	8,364	17,184	31,992	33,480	65,472

Source: Department of Education Cavite Region IV-A

Teachers

The number of public JHS teachers in the province totaled 8,603. It showed that, in general, there is an additional teacher need in the public junior high level, wherein 29 students are handled by a teacher, on average.

The teacher to student ratio at the city and municipality level is mostly in the yellow scheme, which is included in the hot color zone. The largest change was in the City of General Trias. It has a 1:15 (light blue scheme) teacher to pupil ratio in S.Y. 2019-2020 to a 1:33 ratio (gold scheme) in S.Y. 2020-2021. It can be attributed to a decrease in the number of teachers from previous school years (48.52%), while there is an increase of 2.74% in the total public junior

Completers

The completers in junior high school education for S.Y. 2019 – 2020 totaled to 65,472 students. Most completers are from City of Dasmariñas (18.30%), while the least is also in General Emilio Aguinaldo (0.46%).

high school enrolment in the same year. Most cities and municipalities in Cavite are in need of additional teachers in junior high school except for Cavite City, City of Dasmariñas, Maragondon and Magallanes.

In general, Cavite needs an additional junior high teacher of at least 1,259 teachers to address the insufficiency of junior high teachers.

Table 3.38 Number of Public Teachers in Junior High School Education Institutions and Public Teacher to Pupil Ratio by City/Municipality, Province of Cavite: S.Y. 2019-2020 and S.Y. 2020-2021

City/Municipality	Number of Teachers		Teacher to Pupil Ratio	
	S.Y. 2019-2020	S.Y. 2020-2021	S.Y. 2019-2020	S.Y. 2020-2021
1st District	799	805	1:26	1:25
Cavite City	269	280	1:24	1:18
Kawit	215	214	1:27	1:27
Noveleta	67	65	1:30	1:33
Rosario	248	246	1:26	1:28
2nd District	777	921	1:32	1:30
City of Bacoor	777	921	1:32	1:30
3rd District	881	893	1:24	1:33
City of Imus	881	893	1:24	1:33
4th District	1,472	1,657	1:28	1:24
City of Dasmarinas	1,472	1,657	1:28	1:24
5th District	1,159	1,153	1:28	1:27
Carmona	220	220	1:27	1:29
Gen. M. Alvarez	398	396	1:27	1:26
Silang	541	537	1:29	1:28
6th District	1,350	695	1:15	1:33
City of Gen. Trias	1,350	695	1:15	1:33
7th District	1,407	1,405	1:31	1:31
Amadeo	124	124	1:25	1:27
Indang	117	117	1:28	1:32
Tanza	653	653	1:33	1:34
Trece Martires City	513	511	1:29	1:28
8th District	1,077	1,074	1:27	1:29
Alfonso	151	150	1:26	1:29
Gen. E. Aguinaldo	43	43	1:27	1:30
Magallanes	39	38	1:23	1:25
Maragondon	189	189	1:23	1:24
Mendez - Nuñez	72	72	1:22	1:25
Naic	234	233	1:32	1:36
Tagaytay City	284	286	1:27	1:26
Temate	65	63	1:28	1:29
Total	8,922	8,603	1:26	1:29

Sources: Department of Education Division Offices of Cavite, Cavite City, City of Bacoor, City of Dasmarinas, City of Imus, City of General Trias, Region IV-A (S.Y. 2019-2020); Department of Education Region IV-A (S.Y. 2020-2021)

*Teacher to Pupil Ratio is computed by the Provincial Planning and Development Office

Classrooms

There are 3,721 classrooms in junior high school public institutions in the province. It resulted in a classroom to pupil ratio of 1:66. The ratio means that in one classroom, 66 students are using it on average. It also means that Cavite does not meet Republic Act No. 7880, and the schools have a severe shortage of classrooms.

Some cities and municipalities in Cavite had meet RA 7880 in one shift. These are Cavite City, Amadeo, Magallanes, Maragondon, and Mendez-Nuñez. Alfonso is the only municipality that failed to meet RA 7880 with one shift but can be met through double shifting of classes. The rest of cities and municipalities have severe shortage of classrooms. The cities of Dasmarinas, Imus and Bacoor have the most severe shortage of classrooms despite the largest number of classrooms in the province. It may be due to large amount of enrolment in these cities.

The incessant increase in population resulted in a huge classroom backlog in the province. As of S.Y. 2020-2021,

Cavite needs an additional of at least 1,570 classrooms in public high schools to comply with RA 7880. To the least extent, an additional of at least 680 classrooms are needed to meet RA 7880 with double shifting.

Table 3.39 Number of Classrooms in Public Junior High School Education Institutions and Public Classroom to Pupil Ratio by City/Municipality, Province of Cavite: S.Y. 2020-2021

City/Municipality	Number of Classrooms	Classroom to Pupil Ratio
1st District	387	1:51
Cavite City	137	1:38
Kawit	92	1:63
Noveleta	30	1:71
Rosario	128	1:53
2nd District	361	1:77
City of Bacoor	361	1:77
3rd District	351	1:84
City of Imus	351	1:84
4th District	518	1:78
City of Dasmarinas	518	1:78
5th District	525	1:60
Carmona	107	1:59
General Mariano Alvarez	197	1:52
Silang	221	1:68
6th District	327	1:69
City of General Trias	327	1:69
7th District	661	1:67
Amadeo	75	1:44
Indang	58	1:65
Tanza	283	1:79
Trece Martires City	245	1:59
8th District	591	1:52
Alfonso	93	1:47
General Emilio Aguinaldo	23	1:56
Magallanes	22	1:43
Maragondon	113	1:40
Mendez - Nuñez	51	1:35
Naic	118	1:72
Tagaytay City	137	1:55
Temate	34	1:54
Total	3,721	1:66

Source: Department of Education Region IV-A

*Classroom to pupil ratio is computed by the Provincial Planning and Development Office

Senior High School

The new high school curriculum includes core classes and specialization classes based on student choice of specialization. Students may choose a specialization based on aptitude, interests, and school capacity. The career track choice will define the subject contents the student will take in Grades 11 and 12.

There are seven learning areas under the core curriculum. These are Language, Literature, Communication, Mathematics, Philosophy, Natural Sciences, and Social Sciences. These makeup core courses with the same contents and competencies but with allowed contextualization based on the school's location despite specializations of tracks and strands. Track subjects are divided into Academic, Technical-Vocational-Livelihood, and Sports and Arts tracks. The Academic track further includes four strands, namely, Accountancy, Business and Management (ABM) strand, Humanities and Social Sciences (HMSS) strand, Science, Technology, Engineering, and Mathematics (STEM) strand, and General Academic Strand (GAS).

Enrolment

There is a total of 117,787 enrolments in senior high school education in S.Y. 2020-2021, which increased by 2.77% from 114,605 in S.Y.2019-2020. The highest enrolment was in the City of Dasmariñas with 29,350 enrollees (24.91%) and the lowest in Noveleta with 431 enrollees (0.37%).

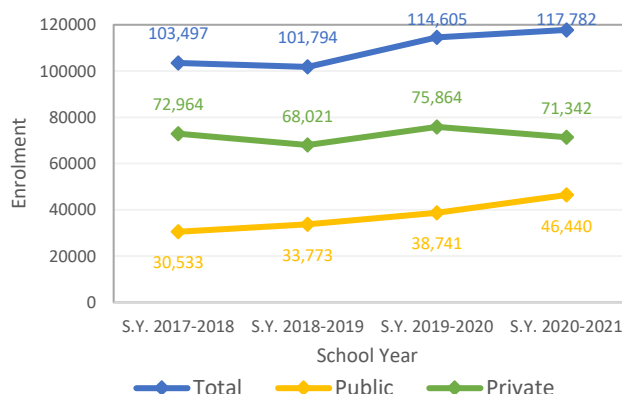


Figure 3.20 *Senior High School Enrolment, Province of Cavite: S.Y. 2017-2018 to S.Y. 2020-2021*

Unlike junior high school, most enrolment is in private institutions that sums up to 71,342 private enrollees out of 117,782 total senior high school enrollees in the province. It accounted for 65.09% of the total enrollees wherein most is in the City of Dasmariñas (31.25%) followed by City of Imus (11.93%) and City of Imus (9.37%) while least in General Emilio Aguinaldo with only 135 senior high school enrollees (0.19%). Moreover, there are no private senior high institutions in Maragondon. However, the senior high school enrolment in private institutions decreased by 5.96% in S.Y. 2020-2021.

On the other hand, 46,440 students (39.43%) are enrolled in public institutions. The most public enrollees are in the City of Dasmariñas (15.20%). Tanza follows with 6,072 public senior high school enrollees (13.07%). The least public senior high school enrollees are in Noveleta with 186 enrollees (0.40%). The senior high school enrollees in public institutions increased by 20.71%.

Notably, there is an increase in senior high school enrolment in public institutions while the enrolment in private institutions. It may be due to some students transferring to public schools during the senior high school years.

Moreover, in terms of sex, there are more female senior high school students than male senior high school students, unlike in elementary schools and junior high schools.

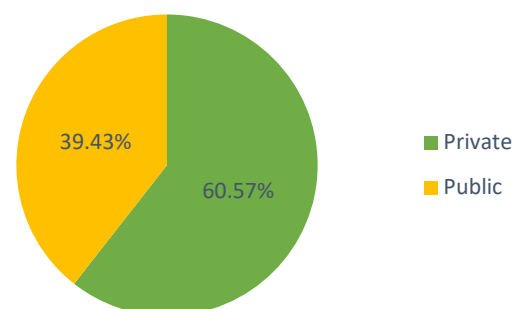


Figure 3.21 *Comparative Number of Senior High School Enrolment by Type, Province of Cavite: S.Y. 2020-2021*

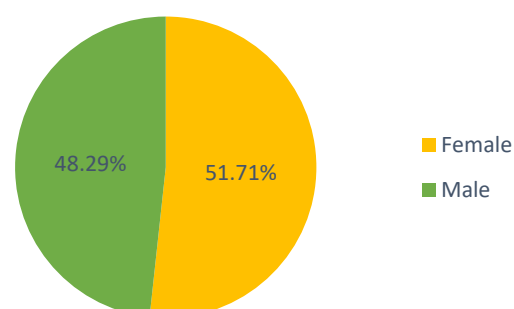


Figure 3.22 *Comparative Number of Senior High School Enrolment by Sex, Province of Cavite: S.Y. 2020-2021*

Table 3.40 *Enrolment in Senior High School Education by City/Municipality, Province of Cavite: S.Y. 2020-2021*

City/Municipality	Public Senior High School			Private Senior High School			Total Enrolment		
	Male	Female	Total	Male	Female	Total	Male	Female	Total
1st District	2,170	2,084	4,254	2,001	2,544	4,545	4,171	4,628	8,799
Cavite City	1,237	1,178	2,415	521	721	1,242	1,758	1,899	3,657
Kawit	583	574	1,157	270	278	548	853	852	1,705
Noveleta	110	76	186	118	127	245	228	203	431
Rosario	240	256	496	1,092	1,418	2,510	1,332	1,674	3,006
2nd District	2,285	2,293	4,578	4,132	4,367	8,499	6,417	6,660	13,077
City of Bacoor	2,285	2,293	4,578	4,132	4,367	8,499	6,417	6,660	13,077
3rd District	1,459	1,468	2,927	4,232	4,276	8,508	5,691	5,744	11,435
City of Imus	1,459	1,468	2,927	4,232	4,276	8,508	5,691	5,744	11,435
4th District	3,357	3,701	7,058	10,573	11,719	22,292	13,930	15,420	29,350
City of Dasmariñas	3,357	3,701	7,058	10,573	11,719	22,292	13,930	15,420	29,350
5th District	3,944	4,074	8,018	2,570	3,317	5,887	6,514	7,391	13,905
Carmona	924	1,005	1,929	153	153	306	1,077	1,158	2,235
General Mariano Alvarez	1,503	1,472	2,975	1,149	1,465	2,614	2,652	2,937	5,589
Silang	1,517	1,597	3,114	1,268	1,699	2,967	2,785	3,296	6,081
6th District	1,253	1,246	2,499	2,560	2,664	5,224	3,813	3,910	7,723
City of General Trias	1,253	1,246	2,499	2,560	2,664	5,224	3,813	3,910	7,723

City/Municipality	Public Senior High School			Private Senior High School			Total Enrolment		
	Male	Female	Total	Male	Female	Total	Male	Female	Total
7th District	4,811	4,719	9,530	4,933	5,605	10,538	9,744	10,324	20,068
Amadeo	478	385	863	63	74	137	541	459	1,000
Indang	557	467	1,024	318	339	657	875	806	1,681
Tanza	3,047	3,025	6,072	899	1,103	2,002	3,946	4,128	8,074
Trece Martires City	729	842	1,571	3,653	4,089	7,742	4,382	4,931	9,313
8th District	3,769	3,807	7,576	2,826	3,023	5,849	6,595	6,830	13,425
Alfonso	538	568	1,106	321	288	609	859	856	1,715
General Emilio Aguinaldo	196	183	379	66	69	135	262	252	514
Magallanes	124	119	243	240	197	437	364	316	680
Maragondon	635	670	1,305	-	-	-	635	670	1,305
Mendez – Nuñez	179	173	352	201	175	376	380	348	728
Naic	447	419	866	821	833	1,654	1,268	1,252	2,520
Tagaytay City	1,379	1,410	2,789	1,033	1,326	2,359	2,412	2,736	5,148
Ternate	271	265	536	144	135	279	415	400	815
Total	23,048	23,392	46,440	33,827	37,515	71,342	56,875	60,907	117,782

Source: Department of Education Cavite Region IV-A

In terms of enrolment by strand, most Grade 11 students are enrolled under the Technical-Vocational-Livelihood Strand, accounting for 25.83% of the Grade 11 population. The least enrolment is under the Sports Track Strand, accounting for 0.06% of the Grade 11 population (37 students). In terms of sex, most male students are enrolled under the Technology and Livelihood Education (TLE) and Technical-Vocational-Livelihood (TVL) Track strand (29.50%). Most female students are enrolled under the Humanities and Social Sciences Strand (29.17%).

Furthermore, most Grade 12 students are also enrolled under the Technical-Vocational-Livelihood (TVL) Track Strand (27.73%), and the least enrolment is also under the Sports Track Strand (0.13%). In terms of sex, it is the same as in Grade 11 wherein most male students are enrolled under the Technology and Livelihood Education (TLE) and Technical-Vocational-Livelihood (TVL) Track strand (15.69%). Most female students are enrolled under the Humanities and Social Sciences Strand (14.55%).

The most popular track, TVL Track, offers courses that will equip the students with job-ready skills, even without college. It also invests in skills that can help the students gain requisite Certificates of Competency (COCs) and National Certificates (NCs). These certificates are essential for better career opportunities in agriculture, electronics, and trade. It also has four strands that the students can choose, such as, Agri-Fishery Arts Strand, Home Economic Strand, Industrial Arts Strand, and Information and Communication (ICT) Strand.

Moreover, the Humanities and Social Sciences strand (HUMSS), most popular to female SHS students, focuses on improving the student's reading, writing and speaking skills. Students who take this strand may take journalism, communication arts, liberal arts, education, and other social science-related courses in college.

On the other hand, the least popular track, Sports Track, aims to give students knowledge of the basic principles and techniques about physical education and recreation and discusses various factors that affect social, psychological, and cognitive development in sports leadership and management. The track serves as a preparatory for sport

science and physical therapy courses. The enrolment in this track may be the least since only a few schools are offering the track in the province.

Moreover, the Pre-Baccalaureate Maritime (PBM) specialization is a modified program of the STEM strand under the Academic Track. The specialization is to encourage senior high school students to pursue maritime higher education. PNTC Colleges in City of Dasmariñas is the only school in Cavite that has PBM enrolment.

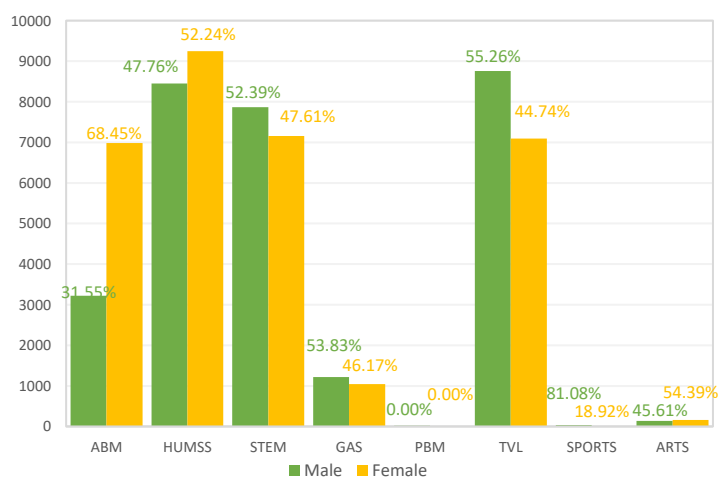


Figure 3.23 Enrolment in Grade 11 by Strand and Sex, Province of Cavite: S.Y. 2020-2021

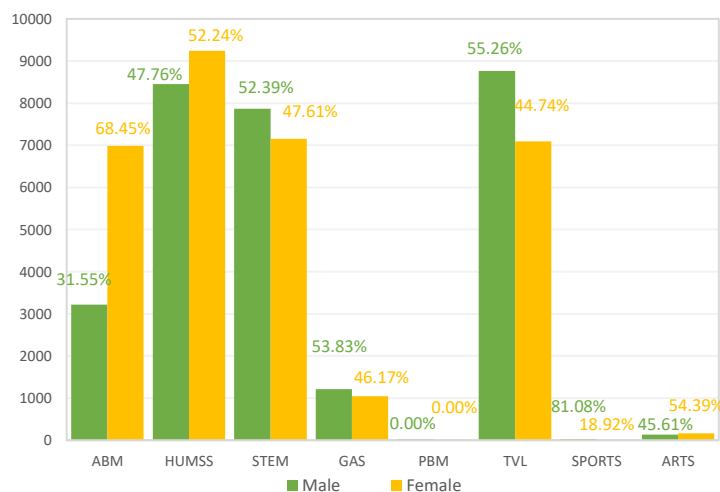


Figure 3.24 Enrolment in Grade 12 by Strand and Sex, Province of Cavite: S.Y. 2020-2021

Table 3.41 Enrolment in Grade 11 by Academic Strand and City/Municipality, Province of Cavite: S.Y. 2020-2021

City/Municipality	Academic Track (Grade 11)												Male	Female	Total
	ABM			HUMSS			STEM			GAS					
	Male	Female	Total	Male	Female	Total	Male	Female	Total	Male	Female	Total			
1 st District	273	634	907	500	566	1,066	487	428	915	49	40	89	1,309	1,668	2,977
Cavite City	89	208	297	168	197	365	200	191	391	0	0	0	457	596	1,053
Kawit	88	166	254	74	98	172	123	114	237	0	0	0	285	378	663
Noveleta	17	33	50	0	0	0	42	37	79	27	26	53	86	96	182
Rosario	79	227	306	258	271	529	122	86	208	22	14	36	481	598	1,079
2 nd District	361	652	1,013	442	611	1,053	738	589	1,327	418	365	783	1,959	2,217	4,176
City of Bacoor	361	652	1,013	442	611	1,053	738	589	1,327	418	365	783	1,959	2,217	4,176
3 rd District	440	812	1,252	638	823	1,461	957	747	1,704	81	52	133	2,116	2,434	4,550
City of Imus	440	812	1,252	638	823	1,461	957	747	1,704	81	52	133	2,116	2,434	4,550
4 th District	769	1,545	2,314	1478	1,958	3,436	2,216	2,277	4,493	266	223	489	4,729	6,003	10,732
City of Dasmariñas	769	1545	2,314	1478	1,958	3,436	2,216	2,277	4,493	266	223	489	4,729	6,003	10,732
5 th District	423	829	1,252	1086	1,173	2,259	661	645	1,306	117	113	230	2,287	2,760	5,047
Carmona	108	161	269	163	164	327	108	125	233	0	0	0	379	450	829
Gen. M. Alvarez	164	329	493	418	497	915	193	170	363	14	8	22	789	1,004	1,793
Silang	151	339	490	505	512	1,017	360	350	710	103	105	208	1,119	1,306	2,425
6 th District	222	462	684	565	452	1,017	518	453	971	124	83	207	1,429	1,450	2,879
City of Gen. Trias	222	462	684	565	452	1,017	518	453	971	124	83	207	1,429	1,450	2,879
7 th District	468	1,322	1,790	2130	2,125	4,255	1,416	1,224	2,640	88	63	151	4,102	4,734	8,836
Amadeo	27	42	69	162	120	282	39	35	74	10	2	12	238	199	437
Indang	35	101	136	208	158	366	148	129	277	2	0	2	393	388	781
Tanza	164	510	674	746	842	1,588	507	436	943	58	48	106	1,475	1,836	3,311
Trece Martires City	242	669	911	1014	1,005	2,019	722	624	1,346	18	13	31	1,996	2,311	4,307
8 th District	262	727	989	1,612	1,536	3,148	878	791	1,669	72	103	175	2,824	3,157	5,981
Alfonso	42	92	134	297	263	560	85	72	157	0	0	0	424	427	851
G. E. Aguinaldo	3	15	18	138	119	257	18	23	41	0	0	0	159	157	316
Magallanes	9	11	20	75	58	133	16	19	35	21	55	76	121	143	264
Maragondon	24	68	92	126	158	284	153	157	310	0	0	0	303	383	686
Mendez	12	27	39	117	78	195	48	43	91	2	10	12	179	158	337
Naic	61	153	214	224	225	449	160	143	303	5	8	13	450	529	979
Tagaytay City	100	345	445	555	570	1,125	397	329	726	7	1	8	1,059	1,245	2,304
Ternate	11	16	27	80	65	145	1	5	6	37	29	66	129	115	244
Total	3,218	6,983	10,201	8,451	9,244	17,695	7,871	7,154	15,025	1,215	1,042	2,257	20,755	24,423	45,178

Source: Department of Education Cavite Region IV-A

Table 3.42 Enrolment in Grade 11 (Pre-Baccalaureate Maritime, Technical-Vocational-Livelihood, Sports, and Arts and Design Strands) by Strand and City/Municipality, Province of Cavite: S.Y. 2020-2021

City/Municipality	PBM			TVL			SPORTS			ARTS and DESIGN			Grade 11 Total		
	Male	Female	Total	Male	Female	Total	Male	Female	Total	Male	Female	Total	Male	Female	Total
1st District	0	0	0	778	621	1,399	0	0	0	13	12	25	2,100	2,301	4,401
Cavite City	0	0	0	395	288	683	0	0	0	13	12	25	865	896	1,761
Kawit	0	0	0	169	107	276	0	0	0	0	0	0	454	485	939
Noveleta	0	0	0	30	15	45	0	0	0	0	0	0	116	111	227
Rosario	0	0	0	184	211	395	0	0	0	0	0	0	665	809	1,474
2nd District	0	0	0	1,156	940	2,096	0	0	0	26	30	56	3,141	3,187	6,328
City of Bacoor	0	0	0	1,156	940	2,096	0	0	0	26	30	56	3,141	3,187	6,328
3rd District	0	0	0	884	607	1,491	14	4	18	20	41	61	3,034	3,086	6,120
City of Imus	0	0	0	884	607	1,491	14	4	18	20	41	61	3,034	3,086	6,120
4th District	17	1	18	2,354	1,907	4,261	13	3	16	12	9	21	7,125	7,923	15,048
City of Dasmariñas	17	1	18	2,354	1,907	4,261	13	3	16	12	9	21	7,125	7,923	15,048
5th District	0	0	0	1,168	1,118	2,286	0	0	0	21	26	47	3,476	3,904	7,380
Carmona	0	0	0	184	145	329	0	0	0	0	0	0	563	595	1,158
Gen. M. Alvarez	0	0	0	465	431	896	0	0	0	3	2	5	1,257	1,437	2,694
Silang	0	0	0	519	542	1,061	0	0	0	18	24	42	1,656	1,872	3,528
6th District	0	0	0	497	375	872	3	0	3	31	35	66	1,960	1,860	3,820
City of Gen. Trias	0	0	0	497	375	872	3	0	3	31	35	66	1,960	1,860	3,820
7th District	0	0	0	1,219	984	2,203	0	0	0	0	0	0	5,321	5,718	11,039
Amadeo	0	0	0	63	19	82	0	0	0	0	0	0	301	218	519
Indang	0	0	0	84	43	127	0	0	0	0	0	0	477	431	908
Tanza	0	0	0	689	484	1,173	0	0	0	0	0	0	2,164	2,320	4,484
Trece Martires City	0	0	0	383	438	821	0	0	0	0	0	0	2,379	2,749	5,128
8th District	0	0	0	706	543	1,249	0	0	0	12	8	20	3,542	3,708	7,250
Alfonso	0	0	0	74	69	143	0	0	0	0	0	0	498	496	994
Gen. E. Aguinaldo	0	0	0	0	0	0	0	0	0	0	0	0	159	157	316
Magallanes	0	0	0	54	28	82	0	0	0	0	0	0	175	171	346
Maragondon	0	0	0	95	31	126	0	0	0	0	0	0	398	414	812
Mendez	0	0	0	21	11	32	0	0	0	0	0	0	200	169	369
Naic	0	0	0	196	207	403	0	0	0	0	0	0	646	736	1,382
Tagaytay City	0	0	0	179	132	311	0	0	0	12	8	20	1,250	1,385	2,635
Ternate	0	0	0	87	65	152	0	0	0	0	0	0	216	180	396
Total	17	1	18	8,762	7,095	15,857	30	7	37	135	161	296	29,699	31,687	61,386

Source: Department of Education Cavite Region IV-A

Table 3.43 Enrolment in Grade 12 by Academic Strand and City/Municipality, Province of Cavite: S.Y. 2020-2021

City/Municipality	Academic Track (Grade 12)														
	ABM			HUMSS			STEM			GAS			Male	Female	Total
	Male	Female	Total	Male	Female	Total	Male	Female	Total	Male	Female	Total			
1 st District	278	652	930	405	515	920	423	375	798	78	69	147	1,184	1,611	2,795
Cavite City	115	291	406	81	173	254	230	221	451	0	0	0	426	685	1,111
Kawit	70	110	180	84	91	175	78	43	121	0	0	0	232	244	476
Noveleta	17	26	43	4	2	6	37	27	64	27	17	44	85	72	157
Rosario	76	225	301	236	249	485	78	84	162	51	52	103	441	610	1,051
2 nd District	463	812	1,275	429	714	1,143	658	653	1,311	357	303	660	1,907	2,482	4,389
City of Bacoor	463	812	1,275	429	714	1,143	658	653	1,311	357	303	660	1,907	2,482	4,389
3 rd District	444	743	1,187	533	658	1,191	729	538	1,267	167	132	299	1,873	2,071	3,944
City of Imus	444	743	1,187	533	658	1,191	729	538	1,267	167	132	299	1,873	2,071	3,944
4 th District	737	1,698	2,435	1,393	1,919	3,312	2,007	1,988	3,995	237	184	421	4,374	5,789	10,163
City of Dasmariñas	737	1,698	2,435	1,393	1,919	3,312	2,007	1,988	3,995	237	184	421	4,374	5,789	10,163
5 th District	305	701	1,006	695	897	1,592	514	522	1,036	120	137	257	1,634	2,257	3,891
Carmona	77	168	245	115	111	226	103	96	199	0	0	0	295	375	670
Gen. M. Alvarez	126	329	455	338	472	810	173	163	336	52	40	92	689	1,004	1,693
Silang	102	204	306	242	314	556	238	263	501	68	97	165	650	878	1,528
6 th District	214	517	731	581	586	1,167	573	522	1,095	67	56	123	1,435	1,681	3,116
City of Gen. Trias	214	517	731	581	586	1,167	573	522	1,095	67	56	123	1,435	1,681	3,116
7 th District	373	972	1,345	1,637	1,674	3,311	1,189	956	2,145	167	134	301	3,366	3,736	7,102
Amadeo	16	34	50	141	127	268	19	31	50	5	8	13	181	200	381
Indang	35	84	119	169	127	296	143	138	281	7	0	7	354	349	703
Tanza	150	372	522	566	635	1,201	337	268	605	95	83	178	1,148	1,358	2,506
Trece Martires City	172	482	654	761	785	1,546	690	519	1,209	60	43	103	1,683	1,829	3,512
8 th District	222	605	827	1,239	1,244	2,483	746	563	1,309	106	132	238	2,313	2,544	4,857
Alfonso	16	55	71	207	189	396	52	26	78	10	7	17	285	277	562
G. E. Aguinaldo	10	17	27	93	75	168	0	3	3	0	0	0	103	95	198
Magallanes	10	19	29	69	49	118	25	11	36	24	40	64	128	119	247
Maragondon	7	19	26	97	136	233	66	83	149	0	0	0	170	238	408
Mendez	28	46	74	74	59	133	43	36	79	16	19	35	161	160	321
Naic	33	98	131	160	139	299	202	123	325	7	6	13	402	366	768
Tagaytay City	105	323	428	486	518	1,004	345	276	621	36	35	71	972	1,152	2,124
Ternate	13	28	41	53	79	132	13	5	18	13	25	38	92	137	229
Total	3,036	6,700	9,736	6,912	8,207	15,119	6,839	6,117	12,956	1,299	1,147	2,446	18,086	22,171	40,257

Source: Department of Education Cavite Region IV-A

Table 3.44 Enrolment in Grade 12 (Pre-Baccalaureate Maritime, Technical-Vocational-Livelihood, Sports, and Arts and Design Strands) by Strand and City/Municipality, Province of Cavite: S.Y. 2020-2021

City/Municipality	PBM			TVL			SPORTS			ARTS and DESIGN			Grade 12 Total		
	Male	Female	Total	Male	Female	Total	Male	Female	Total	Male	Female	Total	Male	Female	Total
1st District	0	0	0	868	708	1,576	0	0	0	19	8	27	2,071	2,327	4,398
Cavite City	0	0	0	448	310	758	0	0	0	19	8	27	893	1,003	1,896
Kawit	0	0	0	167	123	290	0	0	0	0	0	0	399	367	766
Noveleta	0	0	0	27	20	47	0	0	0	0	0	0	112	92	204
Rosario	0	0	0	226	255	481	0	0	0	0	0	0	667	865	1,532
2nd District	0	0	0	1,347	941	2,288	0	0	0	22	50	72	3,276	3,473	6,749
City of Bacoor	0	0	0	1,347	941	2,288	0	0	0	22	50	72	3,276	3,473	6,749
3rd District	0	0	0	755	534	1,289	12	7	19	17	46	63	2,657	2,658	5,315
City of Imus	0	0	0	755	534	1,289	12	7	19	17	46	63	2,657	2,658	5,315
4th District	16	2	18	2,326	1,648	3,974	42	15	57	47	43	90	6,805	7,497	14,302
City of Dasmariñas	16	2	18	2,326	1,648	3,974	42	15	57	47	43	90	6,805	7,497	14,302
5th District	0	0	0	1,384	1,218	2,602	0	0	0	20	12	32	3,038	3,487	6,525
Carmona	0	0	0	219	188	407	0	0	0	0	0	0	514	563	1,077
Gen. M. Alvarez	0	0	0	699	494	1,193	0	0	0	7	2	9	1,395	1,500	2,895
Silang	0	0	0	466	536	1,002	0	0	0	13	10	23	1,129	1,424	2,553
6th District	0	0	0	395	320	715	0	0	0	23	49	72	1,853	2,050	3,903
City of Gen. Trias	0	0	0	395	320	715	0	0	0	23	49	72	1,853	2,050	3,903
7th District	0	0	0	1,057	870	1,927	0	0	0	0	0	0	4,423	4,606	9,029
Amadeo	0	0	0	59	41	100	0	0	0	0	0	0	240	241	481
Indang	0	0	0	44	26	70	0	0	0	0	0	0	398	375	773
Tanza	0	0	0	634	450	1,084	0	0	0	0	0	0	1,782	1,808	3,590
Trece Martires City	0	0	0	320	353	673	0	0	0	0	0	0	2,003	2,182	4,185
8th District	0	0	0	718	549	1,267	0	0	0	22	29	51	3,053	3,122	6,175
Alfonso	0	0	0	76	83	159	0	0	0	0	0	0	361	360	721
Gen. E. Aguinaldo	0	0	0	0	0	0	0	0	0	0	0	0	103	95	198
Magallanes	0	0	0	61	26	87	0	0	0	0	0	0	189	145	334
Maragondon	0	0	0	67	18	85	0	0	0	0	0	0	237	256	493
Mendez	0	0	0	19	19	38	0	0	0	0	0	0	180	179	359
Naic	0	0	0	220	150	370	0	0	0	0	0	0	622	516	1,138
Tagaytay City	0	0	0	168	170	338	0	0	0	22	29	51	1,162	1,351	2,513
Ternate	0	0	0	107	83	190	0	0	0	0	0	0	199	220	419
Total	16	2	18	8,850	6,788	15,638	54	22	76	170	237	407	27,176	29,220	56,396

Source: Department of Education Cavite Region IV-A

Graduates

The senior high school graduates in S.Y. 2019-2020 totaled to 53,407. Most graduates are in private institutions (66.63%) as it has more senior high enrolment than in public institutions (33.37%). Most graduates are from the

City of Dasmariñas with 14,000 graduates (26.21%) while the least graduates are from Noveleta with 215 graduates (0.40%).

Table 3.45 Graduates in Senior High School Education (Grade XII) by City/Municipality, Province of Cavite: S.Y. 2019-2020

City/Municipality	Public Senior High School			Private Senior High School			Total Graduates		
	Male	Female	Total	Male	Female	Total	Male	Female	Total
1st District	847	750	1,597	907	1,082	1,989	1,754	1,832	3,586
Cavite City	502	398	900	335	487	822	837	885	1,722
Kawit	204	204	408	154	130	284	358	334	692
Noveleta	47	41	88	54	73	127	101	114	215
Rosario	94	107	201	364	392	756	458	499	957
2nd District	619	650	1,269	2,589	3,122	5,711	3,208	3,772	6,980
City of Bacoar	619	650	1,269	2,589	3,122	5,711	3,208	3,772	6,980
3rd District	472	488	960	1,699	1,819	3,518	2,171	2,307	4,478
City of Imus	472	488	960	1,699	1,819	3,518	2,171	2,307	4,478
4th District	1,391	1,589	2,980	5,245	5,775	11,020	6,636	7,364	14,000
City of Dasmariñas	1,391	1,589	2,980	5,245	5,775	11,020	6,636	7,364	14,000
5th District	1,512	1,607	3,119	1,533	2,286	3,819	3,045	3,893	6,938
Carmona	375	445	820	95	93	188	470	538	1,008
General Mariano Alvarez	563	607	1,170	588	812	1,400	1,151	1,419	2,570
Silang	574	555	1,129	850	1,381	2,231	1,424	1,936	3,360
6th District	509	529	1,038	1,170	1,224	2,394	1,679	1,753	3,432
City of General Trias	509	529	1,038	1,170	1,224	2,394	1,679	1,753	3,432
7th District	1,779	1,888	3,667	2,024	2,390	4,414	3,803	4,278	8,081
Amadeo	145	162	307	24	38	62	169	200	369
Indang	134	155	289	171	197	368	305	352	657
Tanza	1,206	1,202	2,408	422	549	971	1,628	1,751	3,379
Trece Martires City	294	369	663	1,407	1,606	3,013	1,701	1,975	3,676
8th District	1,582	1,609	3,191	1,321	1,400	2,721	2,903	3,009	5,912
Alfonso	199	215	414	132	126	258	331	341	672
General Emilio Aguinaldo	65	57	122	19	12	31	84	69	153
Magallanes	44	42	86	86	80	166	130	122	252
Maragondon	273	264	537	-	-	-	273	264	537
Mendez – Nuñez	57	59	116	124	132	256	181	191	372
Naic	268	278	546	268	251	519	536	529	1,065
Tagaytay City	564	576	1,140	547	660	1,207	1,111	1,236	2,347
Ternate	112	118	230	145	139	284	257	257	514
Total	8,711	9,110	17,821	16,488	19,098	35,586	25,199	28,208	53,407

Source: Department of Education Cavite Region IV-A

Teachers

The number of public SHS teachers in the province totaled 1,539. Most teachers are also in areas with the most number of schools in the province.

Based on the total public enrolment and the actual public number of teachers, it showed that there is a teacher deficiency in the public SHS level. General Emilio Aguinaldo has the highest ratio that is within the hot color zone. The increase of public senior high students in the municipality lead to a large change in the teacher to pupil ratio in the city.

Furthermore, Rosario, City of Imus, Amadeo, Trece Martires City, Mendez-Nuñez, Naic and Ternate have surplus teacher provision. The rest has a teacher deficiency. All of the local government units in the province had an increase in the needs of additional teachers except Naic that has additional teachers need in S.Y. 2019-2020 to having excess number of teachers in S.Y. 2020-2021. Naic has the same number of teachers in both school years but has a decrease of public senior high school enrolment in S.Y. 2020-2021.

In general, Cavite needs an additional junior high teacher of at least 318 teachers to address the insufficiency of junior high teachers.

Table 3.46 Number of Public Teachers in Senior High School Education Institutions and Public Teacher to Pupil Ratio by City/Municipality, Province of Cavite: S.Y. 2019-2020 and S.Y. 2020-2021

City/Municipality	Number of Teachers		Teacher to Pupil Ratio	
	S.Y. 2019-2020	S.Y. 2020-2021	S.Y. 2019-2020	S.Y. 2020-2021
1st District	151	143	1:25	1:30
Cavite City	79	74	1:28	1:33
Kawit	36	35	1:27	1:33
Noveleta	8	7	1:26	1:27
Rosario	28	27	1:13	1:18
2nd District	103	114	1:31	1:40
City of Bacoar	103	114	1:31	1:40
3rd District	109	121	1:17	1:24
City of Imus	109	121	1:17	1:24
4th District	246	256	1:28	1:28
City of Dasmariñas	246	256	1:28	1:28

City/Municipality	Number of Teachers		Teacher to Pupil Ratio	
	S.Y. 2019-2020	S.Y. 2020-2021	S.Y. 2019-2020	S.Y. 2020-2021
5th District	262	255	1:26	1:31
Carmona	62	60	1:29	1:32
Gen. M. Alvarez	104	100	1:26	1:30
Silang	96	95	1:25	1:33
6th District	84	79	1:27	1:32
City of Gen. Trias	84	79	1:27	1:32
7th District	311	317	1:26	1:30
Amadeo	39	40	1:18	1:22
Indang	28	28	1:22	1:37
Tanza	183	186	1:29	1:33
Trece Martires City	61	63	1:22	1:25
8th District	250	254	1:24	1:30
Alfonso	37	37	1:22	1:30
Gen. E. Aguinaldo	8	8	1:35	1:47
Magallanes	9	9	1:26	1:27
Maragondon	49	49	1:22	1:27
Mendez - Nuñez	18	18	1:14	1:20
Naic	37	37	1:28	1:23
Tagaytay City	70	74	1:27	1:38
Ternate	22	22	1:22	1:24
Total	1,516	1,539	1:26	1:30

Sources: Department of Education Division Offices of Cavite, Cavite City, City of Bacoor, City of Dasmarinas, City of Imus, City of General Trias, Region IV-A (S.Y. 2019-2020); Department of Education Region IV-A (S.Y. 2020-2021)

*Teacher to Pupil Ratio is computed by the Provincial Planning and Development Office

Table 3.47 Number of Classrooms in Public Senior High School Education Institutions and Public Classroom to Pupil Ratio by City/Municipality, Province of Cavite: S.Y. 2020-2021

City/Municipality	Number of Classrooms	Classroom to Pupil Ratio
1st District	118	1:36
Cavite City	58	1:42
Kawit	24	1:48
Noveleta	21	1:9
Rosario	15	1:33
2nd District	85	1:54
City of Bacoor	85	1:54
3rd District	125	1:23
City of Imus	125	1:23
4th District	205	1:34
City of Dasmarinas	205	1:34
5th District	233	1:34
Carmona	92	1:21
General Mariano Alvarez	76	1:39
Silang	65	1:48
6th District	48	1:52
City of General Trias	48	1:52
7th District	155	1:61
Amadeo	22	1:39
Indang	21	1:49
Tanza	65	1:93
Trece Martires City	47	1:33
8th District	165	1:46
Alfonso	24	1:46
General Emilio Aguinaldo	7	1:54
Magallanes	7	1:35
Maragondon	29	1:45
Mendez - Nuñez	14	1:25
Naic	28	1:31
Tagaytay City	40	1:70
Ternate	16	1:34
Total	1,134	1:41

Source: Department of Education Region IV-A

*Classroom to pupil ratio is computed by the Provincial Planning and Development Office

Classrooms

There are 1,134 classrooms designated for senior high school public students in the province. It resulted in a classroom to pupil ratio of 1:41. The ratio means that in one classroom, 41 students are using it on average. It also means that Cavite meets Republic Act No. 7880 of providing enough classrooms for senior high school students.

Some municipalities in Cavite fails to meet RA 7880 in one shift but can be met through double shifting of classes. These are Silang, Indang, and Alfonso. City of Bacoor, City of General Trias and General Emilio Aguinaldo do not meet RA 7880 with double shifting and is of need of additional classrooms. The rest of cities and municipalities meet RA 7880 except for Indang, Tanza and Tagaytay City that have severe shortage of classrooms. Tanza has the most severe shortage of classrooms due to large amount of enrolment in these cities.

Tertiary Education

Higher education plays a vital role in the economic and social development of an individual and his nation. Higher education institutions (HEIs) have the principal responsibility of equipping individuals with the advanced knowledge and skills required for positions and responsibilities in government, business, and professions. These institutions yield new knowledge generated elsewhere and support government and businesses with advice and consultancy services (World Bank, 1994).

In the Philippines, higher education is offered through various degree programs by a wide selection of colleges and universities, collectively known as higher education institutions (HEIs). They are administered and regulated by the Commission on Higher Education (CHED). HEI programs are categorized into five, namely, pre-baccalaureate, baccalaureate, post-baccalaureate, masters, and doctoral programs.

- Pre-baccalaureate programs are optional programs before entering a baccalaureate degree designed to engage college-ready high school students in college-level learning.
- A Baccalaureate degree, mostly known as a bachelor's degree, is an academic degree received upon a student's undergraduate education completion.
- Post-baccalaureate programs are offered for those who already have a first undergraduate degree and want to go broader in his/her baccalaureate degree. These programs are also for those working toward a second bachelor's degree or a second entry degree. Such courses may prepare the student for graduate studies or a different career or profession.
- A master's degree is the first level of graduate study and usually a second-cycle academic degree awarded by universities or colleges upon completion of a course demonstrating a mastery or high order overview of a specific field of study or area of professional practice. A master's degree student is

speculated to possess advanced knowledge of specialized topics, a higher order of analysis, critical evaluation or professional application, and the ability to solve complex problems and think meticulously and independently.

- A doctorate is the highest academic degree awarded by universities and colleges. It qualifies the holder to teach in the specific field of their study.

Public universities are all non-sectarian entities and are classified into two types: State Universities and Colleges (SUCs) or Local Universities and Colleges (LUCs). These are defined by the Commission on Higher Education (CHED) as follows:

1. State universities and colleges (SUCs) are "public higher education institutions established by law, administered and financially subsidized by the government." The Board of Regents (BOR) governs state universities, and a Board of Trustees (BOT) leads the state colleges. These boards maintain the formulation and approval of policies, rules, and standards in SUCs. The CHED chairman heads these boards; however, through the implementation of CHED Order No. 31 series of 2001 of the Commission en banc, CHED Commissioners are authorized to lead the BOR/ BOT of SUCs.
2. Local universities and colleges (LUCs) are "established by the local government units through resolutions or ordinances and financed by the local government concerned."
3. Public HEIs can also be classified into a CHED Supervised Institution (CSI), "a non-chartered, public, post-secondary education institution, established by law, administered, supervised and financially supported by the government." Another is special HEIs are "public organizations offering higher education programs related to public service which are operated and controlled following special law governing them." The special HEIs, under the fundamental mandates of their parent agencies, provide special academic, research, and technical assistance programs.

On the other hand, private colleges and universities are non-government institutions that are established under the Corporation Code and are governed by the special laws and general provisions of the said Code. Private HEIs may be sectarian or non-sectarian. Sectarian private HEIs are usually non-stock, non-profit, duly incorporated, owned, and operated by a religious organization. Non-sectarian private HEIs are incorporated, owned, and operated by private entities not affiliated with religious organizations.

Generally, CHED sets policies, standards, and guidelines (PSGs) that covers private HEIs. PSGs are in terms of program offerings, curriculum, and administration and faculty academic qualifications. Officials or owners of private HEIs usually manage their internal organizations and implement the PSGs formulated by CHED.

For school year 2020-2021, there were 76 higher education institutions in Cavite by which 17 of these are located in the City of Dasmariñas - the 4th District of the province. Silang and City of Bacoor followed with ten and eight, respectively while the least were Amadeo, Indang, Alfonso, Maragondon, and Ternate, with one each. Notably, there are no HEIs in Kawit, Noveleta, General Emilio Aguinaldo, and Mendez.

It is also noted that 18 schools of all HEIs are publicly-owned, while 58 schools are private.

Table 3.48 Number of Higher Education Institutions by City/Municipality, Province of Cavite: S.Y. 2020-2021

City/Municipality	Public			Private	Total
	LUC	SUC	OGS		
1st District	0	2	0	4	6
Cavite City	-	1	-	3	4
Kawit	-	-	-	-	-
Noveleta	-	-	-	-	-
Rosario	-	1	-	1	2
2nd District	0	1	0	7	8
City of Bacoor	-	1	-	7	8
3rd District	0	1	0	6	7
City of Imus	-	1	-	6	7
4th District	0	1	0	16	17
City of Dasmariñas	-	1	-	16	17
5th District	0	3	1	10	14
Carmona	-	1	-	1	2
Gen. M. Alvarez	-	1	-	1	2
Silang	-	1	1	8	10
6th District	0	1	0	3	4
City of Gen. Trias	-	1	-	3	4
7th District	1	3	0	4	8
Amadeo	-	-	-	1	1
Indang	-	1	-	-	1
Tanza	-	1	-	2	3
Trece Martires City	1	1	-	1	3
8th District	1	3	0	8	12
Alfonso	-	1	-	-	1
General E. Aguinaldo	-	-	-	-	-
Magallanes	-	-	-	2	2
Maragondon	-	1	-	-	1
Mendez - Nuñez	-	-	-	-	-
Naic	-	1	-	2	3
Tagaytay City	1	-	-	3	4
Ternate	-	-	-	1	1
Total	2	15	1	58	76

Source: Commission on Higher Education (CHED) IV MIS Section

Enrolment

Among the 76 HEIs, 52 institutions are presented in the succeeding discussions and tables. In S.Y. 2020-2021, a total of 2,072 students are enrolled in the pre-baccalaureate program, while 127,484 students are in the baccalaureate program. In the post-baccalaureate program, there are 1,650 enrollees. The master and doctoral programs have 7,296 and 1,842 enrollees, respectively. It resulted in a total of 140,344 enrollees for the school year.

In addition, there is more enrolment in public institutions totaling 90,806 enrollees (64.70%) than the private institutions with 49,538 enrollees (35.30%).

Table 3.49 *Enrolment in Higher Education Institutions (Pre-Baccalaureate to Post-Baccalaureate) by City/Municipality, Province of Cavite: S.Y. 2020 - 2021*

Name of School	Pre-Baccalaureate			Baccalaureate			Post-Baccalaureate		
	Male	Female	Total	Male	Female	Total	Male	Female	Total
Public									
Cavite City									
Cavite State University-Cavite City	-	-	-	1,054	1,289	2,343	-	-	-
Rosario									
Cavite State University CCAT Campus-Rosario	-	-	-	3,515	3,941	7,456	19	28	47
City of Bacoor									
Cavite State University-Bacoor	-	-	-	2,648	3,150	5,798	-	-	-
City of Imus									
Cavite State University-Imus	-	-	-	3,542	5,314	8,856	-	-	-
City of Dasmariñas									
Technological University of the Philippines - Cavite	-	-	-	1,319	631	1,950	-	-	-
Carmona									
Cavite State University-Carmona	-	-	-	1,184	1,596	2,780	-	-	-
General Mariano Alvarez									
Eulogio "Amang" Rodriguez Institute of Science and Technology					-NDA-				
Silang									
Cavite State University-Silang	-	-	-	2,871	4,384	7,255	-	-	-
Philippine National Police Academy	-	-	-	888	129	1,017	-	-	-
City of General Trias									
Cavite State University-Gen. Trias	2	-	2	486	813	1,299	-	-	-
Indang									
Cavite State University-Main	47	204	251	16,914	23,549	40,463	27	84	111
Tanza									
Cavite State University-Tanza	-	-	-	790	1,363	2,153	-	-	-
Trece Martires City									
Cavite State University-Trece Martires City	-	-	-	1,085	1,814	2,899	-	-	-
Trece Martires City College			-	639	1,108	1,747			-
Alfonso									
Polytechnic University of the Philippines-Alfonso Campus					-NDA-				
Maragondon									
Polytechnic University of the Philippines-Maragondon	125	121	246	392	739	1,131	1	2	3
Naic									
Cavite State University-Naic	-	-	-	566	794	1,360	-	-	-
Tagaytay City									
City College of Tagaytay					-NDA-				
Subtotal ^a	174	325	499	37,893	50,614	88,507	47	114	161
Private									
Cavite City									
Cavite West Point College-Cavite City					-NDA-				
St. Joseph College - Cavite	-	-	-	25	81	106	3	4	7
San Sebastian College - Recoletos de Cavite					-NDA-				
Rosario									
STI College - Rosario	7	5	12	239	281	520	-	-	-
City of Bacoor									
ISHRM School System					-NDA-				
PIMSAT College					-NDA-				
Saint Francis of Assisi College of Cavite					-NDA-				
St. Dominic College of Asia	-	-	-	238	383	621	-	-	-
STI College - Bacoor	6	5	11	261	202	463			-
The Bearer of Light and Wisdom Colleges			-	57	92	149			-
University of Perpetual Help System Delta-Molino Campus	2	3	5	514	552	1,066	-	-	-
City of Imus									
Colegio de Porta Vaga	90	131	221	-	-	-	-	-	-
Imus Institute of Science and Technology			-	113	221	334	2	2	4
Informatics College Cavite, Inc.	-	-	-	18	48	66	-	-	-
Montessori Professional College - Imus					-NDA-				
Southern Philippines Institute of Science and Technology	-	-	-	104	208	312	-	-	-
Unida Christian College	-	-	-	16	16	32	-	-	-
City of Dasmariñas									
AISAT Colleges-Dasmariñas					-NDA-				
AMA Computer College - Dasmariñas (Southern Luzon College)					-NDA-				
Brookfield College					-NDA-				

Name of School	Pre-Baccalaureate			Baccalaureate			Post-Baccalaureate		
	Male	Female	Total	Male	Female	Total	Male	Female	Total
De La Salle University - Dasmariñas	-	-	-	2,986	3,569	6,555	15	25	40
De La Salle Health Sciences Institute	279	790	1,069	1,009	2,407	3,416	447	744	1,191
Emilio Aguinaldo College	12	32	44	1,551	2,370	3,921	-	-	-
Far Eastern Polytechnic College	-	-	-	-NDA-	-	-	-	-	-
Marasigan Institute of Science and Technology	-	-	-	104	67	171	-	-	-
MOL Magsaysay Maritime Academy	-	-	-	655	13	668	-	-	-
National College of Science and Technology	58	49	107	1,859	1,890	3,749	-	-	-
Oxfordian College	-	-	-	-NDA-	-	-	-	-	-
Philippine Christian University	-	-	-	1,077	1,744	2,821	17	8	25
PNTC Colleges	-	-	-	1,331	95	1,426	-	-	-
PTS College & Advanced Studies (Presbyterian Theological Seminary)	-	-	-	47	44	91	7	-	7
Saint Jude College	-	-	-	18	39	57	-	-	-
STI College - Dasmariñas	-	-	-	400	334	734	-	-	-
Carmona									
STI Education Services Group, Inc. (STI eCollege - Southwoods, Inc.)	-	-	-	-NDA-	-	-	-	-	-
General Mariano Alvarez									
University of Perpetual Help System – GMA	-	-	-	-NDA-	-	-	-	-	-
Silang									
Adventist International Institute of Advanced Studies	-	-	-	-	-	-	12	3	15
Adventist University of the Philippines	-	-	-	896	1,474	2,370	58	136	194
Our Lady of La Salette College Seminary Inc.	-	-	-	-NDA-	-	-	-	-	-
Far Eastern University - Cavite	-	-	-	-NDA-	-	-	-	-	-
Philippine Missionary Institute	-	-	-	104	56	160	-	-	-
Rogationist College	-	-	-	150	178	328	-	-	-
Saint Paul Seminary Foundation	-	-	-	61	7	68	-	-	-
South Forbes City College	-	-	-	2	1	3	-	-	-
City of General Trias									
AMA Computer College - City of Gen. Trias	-	-	-	-NDA-	-	-	-	-	-
Lyceum of the Philippines University	-	-	-	2,608	3,182	5,790	-	-	-
Young Ji College	-	-	-	-NDA-	-	-	-	-	-
Amadeo									
Jesus Reigns Christian College-Amadeo Foundation	-	-	-	58	95	153	-	-	-
Tanza									
Far East Asia Pacific Institute of Tourism and Technology	-	-	-	58	143	201	-	-	-
Power School of Technology	-	-	-	102	222	324	-	-	-
Trece Martires City									
Colegio de Amore	-	-	-	-NDA-	-	-	-	-	-
Magallanes									
Cavite West Point College-Magallanes Inc.	-	-	-	-NDA-	-	-	-	-	-
Kurios Christian College Foundation	-	-	-	112	125	237	-	-	-
Naic									
Granby College of Science and Technology	-	-	-	573	535	1,108	1	5	6
Western Colleges	-	-	-	368	368	736	-	-	-
Tagaytay City									
Divine Word Seminary	58	-	58	50	1	51	-	-	-
Olivarez College - Tagaytay	-	-	-	-NDA-	-	-	-	-	-
STI College - Tagaytay	24	22	46	100	70	170	-	-	-
Ternate									
Cavite West Point College	-	-	-	-NDA-	-	-	-	-	-
Subtotal ^b	536	1,037	1,573	17,864	21,113	38,977	562	927	1,489
Total	710	1,362	2,072	55,757	71,727	127,484	609	1,041	1,650

a does not include enrolment from CWPC-Cavite City, San Sebastian College-Recoletos de Cavite, ISHRM School System, PIMSAT College, St. Francis of Assisi College of Cavite, Montessori Professional College, AISAT Colleges-Dasmariñas, AMA-Dasmariñas, Brookfield College, Far Eastern Polytechnic College, Oxfordian College, STI Education Services Group, Inc. (STI eCollege - Southwoods, Inc.), Eulogio "Amang" Rodriguez Institute of Science and Technology, University of Perpetual Help System – GMA, Our Lady of La Salette College Seminary Inc., FEU-Cavite, AMA-Gen Tri, Young Ji College, Colegio de Amore, PUP-Alfonso, CWPC-Magallanes City College of Tagaytay, Olivarez College and CWPC-Ternate

Source: HEI Institutions in the Province of Cavite

Table 3.50 Enrolment in Higher Education Institutions (Masteral and Doctorate Degree) by City/Municipality, Province of Cavite: S.Y. 2020 - 2021

Name of School	Masteral			Doctorate			Total HEI Enrolment		
	Male	Female	Total	Male	Female	Total	Male	Female	Total
Public									
Cavite City									
Cavite State University-Cavite City	-	-	-	-	-	-	1,054	1,289	2,343
Rosario									
Cavite State University CCAT Campus-Rosario	-	-	-	-	-	-	3,534	3,969	7,503

Name of School	Masteral			Doctorate			Total HEI Enrolment		
	Male	Female	Total	Male	Female	Total	Male	Female	Total
City of Bacoor									
Cavite State University-Bacoor	-	-	-	-	-	-	2,648	3,150	5,798
City of Imus									
Cavite State University-Imus	-	-	-	-	-	-	3,542	5,314	8,856
City of Dasmariñas									
Technological University of the Philippines - Cavite	-	-	-	-	-	-	1,319	631	1,950
Carmona									
Cavite State University-Carmona	-	-	-	-	-	-	1,184	1,596	2,780
General Mariano Alvarez									
Eulogio "Amang" Rodriguez Institute of Science and Technology					-NDA-				
Silang									
Cavite State University-Silang	-	-	-	-	-	-	2,871	4,384	7,255
Philippine National Police Academy	-	-	-	-	-	-	888	129	1,017
City of General Trias									
Cavite State University-Gen. Trias	-	-	-	-	-	-	488	813	1,301
Indang									
Cavite State University-Main	518	907	1,425	47	110	157	17,553	24,854	42,407
Tanza									
Cavite State University-Tanza	-	-	-	-	-	-	790	1,363	2,153
Trece Martires City									
Cavite State University-Trece Martires City	-	-	-	-	-	-	1,085	1,814	2,899
Trece Martires City College	-	-	-	-	-	-	639	1,108	1,747
Alfonso									
Polytechnic University of the Philippines-Alfonso Campus					-NDA-				
Maragondon									
Polytechnic University of the Philippines-Maragondon	6	51	57	-	-	-	524	913	1,437
Naic									
Cavite State University-Naic			-			-	566	794	1,360
Tagaytay City									
City College of Tagaytay					-NDA-				
Subtotal ^a	524	958	1,482	47	110	157	38,685	52,121	90,806
Private									
Cavite City									
Cavite West Point College-Cavite City					-NDA-				
St. Joseph College - Cavite	12	31	43	-	-	-	40	116	156
San Sebastian College - Recoletos de Cavite					-NDA-				
Rosario									
STI College - Rosario	-	-	-	-	-	-	246	286	532
City of Bacoor									
ISHRM School System					-NDA-				
PIMSAT College					-NDA-				
Saint Francis of Assisi College of Cavite					-NDA-				
St. Dominic College of Asia	2	13	15	-	-	-	240	396	636
STI College - Bacoor	-	-	-	-	-	-	267	207	474
The Bearer of Light and Wisdom Colleges	-	-	-	-	-	-	57	92	149
University of Perpetual Help System Dalta-Molino Campus	-	-	-	-	-	-	516	555	1,071
City of Imus									
Colegio de Porta Vaga	-	-	-	-	-	-	90	131	221
Imus Institute of Science and Technology	6	9	15			-	121	232	353
Informatics College Cavite, Inc.	-	-	-	-	-	-	18	48	66
Montessori Professional College - Imus					-NDA-				
Southern Philippines Institute of Science and Technology	-	-	-	-	-	-	104	208	312
Unida Christian College	-	-	-	-	-	-	16	16	32
City of Dasmariñas									
AISAT Colleges-Dasmariñas					-NDA-				
AMA Computer College - Dasmariñas (Southern Luzon College)					-NDA-				
Brookfield College					-NDA-				
De La Salle University - Dasmariñas	305	669	974	189	357	546	3,495	4,620	8,115
De La Salle Health Sciences Institute	17	55	72			-	1,752	3,996	5,748
Emilio Aguinaldo College	-	-	-	-	-	-	1,563	2,402	3,965
Far Eastern Polytechnic College					-NDA-				
Marasigan Institute of Science and Technology							104	67	171
MOL Magsaysay Maritime Academy			-			-	655	13	668
National College of Science and Technology	-	-	-	-	-	-	1,917	1,939	3,856

Name of School	Masteral			Doctorate			Total HEI Enrolment		
	Male	Female	Total	Male	Female	Total	Male	Female	Total
Oxfordian College					-NDA-				
Philippine Christian University	383	730	1,113	337	490	827	1,814	2,972	4,786
PNTC Colleges	-	-	-	-	-	-	1,331	95	1,426
PTS College & Advanced Studies (Presbyterian Theological Seminary)	46	14	60	1		1	101	58	159
Saint Jude College	-	-	-	-	-	-	18	39	57
STI College - Dasmariñas							400	334	734
Carmona									
STI Education Services Group, Inc. (STI eCollege - Southwoods, Inc.)					-NDA-				
General Mariano Alvarez									
University of Perpetual Help System – GMA					-NDA-				
Silang									
Adventist International Institute of Advanced Studies	146	103	249	156	33	189	314	139	453
Adventist University of the Philippines	121	241	362	48	39	87	1,123	1,890	3,013
Our Lady of La Salette College Seminary Inc.					-NDA-				
Far Eastern University - Cavite					-NDA-				
Philippine Missionary Institute	-	-	-	-	-	-	104	56	160
Rogationist College							150	178	328
Saint Paul Seminary Foundation	-	-	-	-	-	-	61	7	68
South Forbes City College	-	-	-	-	-	-	2	1	3
City of General Trias									
AMA Computer College - City of Gen. Trias					-NDA-				
Lyceum of the Philippines University	40	70	110	12	23	35	2,660	3,275	5,935
Young Ji College					-NDA-				
Amadeo									
Jesus Reigns Christian College-Amadeo Foundation	-	-	-	-	-	-	58	95	153
Tanza									
Far East Asia Pacific Institute of Tourism and Technology	-	-	-	-	-	-	58	143	201
Power School of Technology	-	-	-	-	-	-	102	222	324
Trece Martires City									
Colegio de Amore					-NDA-				
Magallanes									
Cavite West Point College-Magallanes Inc.					-NDA-				
Kurios Christian College Foundation	-	-	-	-	-	-	112	125	237
Naic									
Granby College of Science and Technology	-	-	-	-	-	-	574	540	1,114
Western Colleges	512	2,235	2,747				880	2,603	3,483
Tagaytay City									
Divine Word Seminary	54	-	54	-	-	-	162	1	163
Olivarez College - Tagaytay					-NDA-				
STI College - Tagaytay	-	-	-	-	-	-	124	92	216
Ternate									
Cavite West Point College					-NDA-				
Subtotal^b	1644	4170	5814	743	942	1685	21,349	28,189	49,538
Total	2,168	5,128	7,296	790	1,052	1,842	60,034	80,310	140,344

a does not include graduates from CWPC-Cavite City, San Sebastian College-Recoletos de Cavite, ISHRM School System, PIMSAT College, St. Francis of Assisi College of Cavite, Montessori Professional College, AISAT Colleges-Dasmariñas, AMA-Dasmariñas, Brookfield College, Far Eastern Polytechnic College, Oxfordian College, STI Education Services Group, Inc. (STI eCollege - Southwoods, Inc.), Eulogio "Amang" Rodriguez Institute of Science and Technology, University of Perpetual Help System – GMA, Our Lady of La Salette College Seminary Inc., FEU-Cavite, AMA-Gen Tri, Young Ji College, Colegio de Amore, PUP-Alfonso, CWPC-Magallanes City College of Tagaytay, Olivarez College and CWPC-Ternate

Source: HEI Institutions in the Province of Cavite

For the school year 2020 to 2021, the Commission on Higher Education (CHED) Region IV-A reported 109,109 enrolments in tertiary education in the province. Overall, there are more female tertiary students than male students for the school year. The female population totaled 57,999 students covering 53.17%.

Courses from the business administration and related discipline are the most popular in pre-baccalaureate and baccalaureate courses in the province, producing the

largest enrolment. Most post-baccalaureate enrolments are from the Education Science and Teacher Training discipline. The post-baccalaureate students are mostly females (70.00%).

It is the same in the master's degree and doctorate. Most enrolments are from the Education Science and Teacher Training discipline covered for 41.67% of the total master's and doctorate enrollees. It is also notable that 65.98% of the enrolment in master's degree are females.

Table 3.51 Distribution of Enrolment in Higher Education Institutions by Sex, Program Level and Discipline, Province of Cavite; S.Y. 2020 - 2021

Discipline Group	Pre-Baccalaureate			Baccalaureate			Post-Baccalaureate			Master's Degree			Doctorate		
	Male	Female	Total	Male	Female	Total	Male	Female	Total	Male	Female	Total	Male	Female	Total
Agriculture, Forestry, Fisheries	15	29	44	365	444	809	0	0	0	178	347	525	16	22	38
Architecture and Town Planning	17	6	23	807	799	1,606	0	0	0	11	5	16	0	0	0
Business Administration and Related	449	484	933	13,213	20,884	34,097	0	0	0	285	489	774	59	35	94
Education Science and Teacher Training	0	0	0	2,407	5,750	8,157	81	216	297	403	1,431	1,834	73	193	266
Engineering and Tech	278	64	342	7,675	3,112	10,787	0	0	0	69	29	98	0	0	0
Fine and Applied Arts	0	0	0	88	62	150	0	0	0	0	0	0	0	0	0
General	18	31	49	149	512	661	0	0	0	0	0	0	0	0	0
Humanities	0	0	0	197	287	484	0	0	0	38	119	157	36	102	138
IT-Related Disciplines	139	91	230	8,496	3,943	12,439	0	0	0	43	19	62	0	0	0
Law and Jurisprudence	0	0	0	25	19	44	0	0	0	0	0	0	0	0	0
Maritime	0	0	0	2,782	74	2,856	0	0	0	0	0	0	0	0	0
Mass Communication and Documentation	0	0	0	821	1,152	1,973	0	0	0	0	0	0	0	0	0
Mathematics	0	0	0	152	108	260	0	0	0	19	32	51	0	0	0
Medical and Allied	0	13	13	2,800	6,355	9,155	0	1	1	61	112	173	4	9	13
Natural Science	0	0	0	431	720	1,151	0	0	0	28	52	80	9	8	17
Other Disciplines	0	0	0	4,627	1,980	6,607	18	14	32	48	45	93	29	29	58
Religion and Theology	0	0	0	321	69	390	0	0	0	238	28	266	71	3	74
Service Trades	0	0	0	1,305	3,287	4,592	0	0	0	0	0	0	0	0	0
Social and Behavioral Sciences	0	0	0	1,655	4,233	5,888	0	0	0	41	128	169	20	23	43
Total	916	718	1,634	48,316	53,790	102,106	99	231	330	1,462	2,836	4,298	317	424	741

Source: Commission on Higher Education (CHED) IV MIS Section

Graduates

The number of graduates among HEIs totaled 16,046, by which 1,423 students graduated from the pre-baccalaureate program while 13,127 students graduated from the baccalaureate program. Additionally, 894

students graduated from the post-baccalaureate program. Masteral graduates totaled 576 students, and the doctoral program recorded 66 graduates.

Table 3.52 Graduates in Higher Education Institutions (Pre-Baccalaureate to Post Baccalaureate) by City/Municipality, Province of Cavite: S.Y. 2019-2020

Name of School	Pre-Baccalaureate			Baccalaureate			Post-Baccalaureate		
	Male	Female	Total	Male	Female	Total	Male	Female	Total
Public									
Cavite City									
Cavite State University-Cavite City	-	-	-	181	193	374	-	-	-
Rosario									
Cavite State University CCAT Campus-Rosario	18	-	18	196	207	403	-	-	-
Bacoar									
Cavite State University-Bacoar	-	-	-	146	196	342	-	-	-
City of Imus									
Cavite State University-Imus	2	1	3	268	466	734	-	-	-
City of Dasmariñas									
Technological University of the Philippines - Cavite	16	4	20	170	70	240	-	-	-
Carmona									
Cavite State University-Carmona	1	1	2	124	155	279	-	-	-
Gen. Mariano Alvarez									
Eulogio "Amang" Rodriguez Institute of Science and Technology						-NDA-			
Silang									
Cavite State University-Silang	2	-	2	173	229	402	-	-	-
Philippine National Police Academy	-	-	-	191	83	274	-	-	-
City of General Trias									
Cavite State University-Gen. Trias	13	20	33	17	59	76	-	-	-
Indang									
Cavite State University-Main	303	249	552	915	969	1,884	-	-	-
Tanza									
Cavite State University-Tanza	8	22	30	11	14	25	-	-	-
Trece Martires City									
Cavite State University-Trece Martires City	-	-	-	919	1,475	2,394	-	-	-
Trece Martires City College	-	-	-	61	100	161	-	-	-

Name of School	Pre-Baccalaureate			Baccalaureate			Post-Baccalaureate		
	Male	Female	Total	Male	Female	Total	Male	Female	Total
Alfonso	-	-	-	-	-	-	-	-	-
Polytechnic University of the Philippines-Alfonso Campus					-NDA-				
Maragondon	-	-	-						
Polytechnic University of the Philippines-Maragondon	-	-	-	91	68	159	-	-	-
Naic	-	-	-						
Cavite State University-Naic	-	-	-	99	88	187			
Tagaytay City	-	-	-						
City College of Tagaytay					-NDA-				
Subtotal^a	363	297	660	3,562	4,372	7,934	-	-	-
Private									
Cavite City									
Cavite West Point College-Cavite City					-NDA-				
St. Joseph College - Cavite	-	-	-	16	69	85	-	-	-
San Sebastian College - Recoletos de Cavite					-NDA-				
Rosario									
STI College - Rosario	7	9	16	29	23	52	-	-	-
City of Bacoor									
ISHRM School System					-NDA-				
PIMSAT College					-NDA-				
Saint Francis of Assisi College of Cavite					-NDA-				
St. Dominic College of Asia	-	-	-	87	122	209	-	-	-
STI College - Bacoor	9	3	52	43		43	-	-	-
The Bearer of Light and Wisdom Colleges	-	-	-	5	19	24	-	-	-
University of Perpetual Help System Dalta-Molino Campus	-	-	-	101	85	186	-	-	-
City of Imus									
Colegio de Porta Vaga	12	8	20	-	-	-	-	-	-
Imus Institute of Science and Technology	-	-	-	44	57	101	-	-	-
Informatics College Cavite, Inc.	-	-	-	-	-	-	-	-	-
Montessori Professional College - Imus					-NDA-				
Southern Philippines Institute of Science and Technology	-	-	-	9	14	23	-	-	-
Unida Christian College	-	-	-	2	4	6	-	-	-
City of Dasmariñas									
AlSAT Colleges-Dasmariñas					-NDA-				
AMA Computer College - Dasmariñas (Southern Luzon College)					-NDA-				
Brookfield College					-NDA-				
De La Salle University - Dasmariñas	1	1	2	547	514	1,061	169	237	406
De La Salle Health Sciences Institute	148	387	535	132	307	439	100	150	250
Emilio Aguinaldo College	-	2	2	126	204	330	-	-	-
Far Eastern Polytechnic College					-NDA-				
Marasigan Institute of Science and Technology	-	-	-	17	4	21	-	-	-
MOL Magsaysay Maritime Academy	-	-	-			-	-	-	-
National College of Science and Technology	36	34	70	309	282	591	-	-	-
Oxfordian College					-NDA-				
Philippine Christian University	-	-	-	42	67	109	-	-	-
PNTC Colleges	-	-	-	103	7	110	-	-	-
PTS College & Advanced Studies (Presbyterian Theological Seminary)	-	-	-	16	15	31	-	-	-
Saint Jude College	-	-	-	12	34	46	-	-	-
STI College - Dasmariñas	-	-	-	55	17	72	-	-	-
Carmona									
STI Education Services Group, Inc. (STI eCollege - Southwoods, Inc.)					-NDA-				
General Mariano Alvarez									
University of Perpetual Help System – GMA					-NDA-				
Silang									
Adventist International Institute of Advanced Studies	-	-	-	-	-	-	-	-	-
Adventist University of the Philippines	1	1	2	147	192	339	11	26	37
Our Lady of La Salette College Seminary Inc.					-NDA-				
Far Eastern University - Cavite					-NDA-				
Philippine Missionary Institute	-	-	-	8	10	18	-	-	-
Rogationist College	-	2	2	23	27	50	-	-	-
Saint Paul Seminary Foundation	-	-	-	9	-	9	-	-	-
South Forbes City College	-	-	-	5	2	7	-	-	-
City of General Trias									
AMA Computer College - City of Gen. Trias					-NDA-				
Lyceum of the Philippines University	-	-	-	498	491	989	-	-	-

Name of School	Pre-Baccalaureate			Baccalaureate			Post-Baccalaureate		
	Male	Female	Total	Male	Female	Total	Male	Female	Total
Young Ji College	-NDA-								
Amadeo									
Jesus Reigns Christian College-Amadeo Foundation	-	-	-	6	9	15	-	-	-
Tanza									
Far East Asia Pacific Institute of Tourism and Technology	8	22	30	11	14	25	-	-	-
Power School of Technology	14	11	25	3	8	11	-	-	-
Trece Martires City									
Colegio de Amore	-NDA-								
Magallanes									
Cavite West Point College-Magallanes Inc.	-NDA-								
Kurios Christian College Foundation	-	-	-	10	29	39	-	-	-
Naic									
Granby College of Science and Technology	-	-	-	23	25	48	-	-	-
Western Colleges	-	-	-	16	29	45	24	177	201
Tagaytay City									
Divine Word Seminary	-	-	-	59	-	59	-	-	-
Olivarez College - Tagaytay	-NDA-								
STI College - Tagaytay	5	2	7	-	-	-	-	-	-
Ternate									
Cavite West Point College	-NDA-								
Subtotal^b	241	482	763	2,513	2,680	5,193	304	590	894
Total	604	779	1,423	6,075	7,052	13,127	304	590	894

^a does not include graduates from CWPC-Cavite City, San Sebastian College-Recoletos de Cavite, ISHRM School System, PIMSAT College, St. Francis of Assisi College of Cavite, Montessori Professional College, AISAT Colleges-Dasmariñas, AMA-Dasmariñas, Brookfield College, Far Eastern Polytechnic College, Oxfordian College, STI Education Services Group, Inc. (STI eCollege - Southwoods, Inc.), Eulogio "Amang" Rodriguez Institute of Science and Technology, University of Perpetual Help System – GMA, Our Lady of La Salette College Seminary Inc., FEU-Cavite, AMA-Gen Tri, Young Ji College, Colegio de Amore, PUP-Alfonso, CWPC-Magallanes City College of Tagaytay, Olivarez College and CWPC-Ternate

Source: HEI Institutions in the Province of Cavite

Table 3.53 Graduates in Higher Education Institutions (Masteral and Doctorate Degree) by City/Municipality, Province of Cavite: S.Y. 2019-2020

Name of School	Masteral			Doctorate			Total HEI Graduates		
	Male	Female	Total	Male	Female	Total	Male	Female	Total
Public									
Cavite City									
Cavite State University-Cavite City	-	-	-	-	-	-	181	193	374
Rosario									
Cavite State University CCAT Campus-Rosario	-	-	-	-	-	-	214	207	421
City of Bacoor									
Cavite State University-Bacoor	-	-	-	-	-	-	146	196	342
City of Imus									
Cavite State University-Imus	-	-	-	-	-	-	270	467	737
City of Dasmariñas									
Technological University of the Philippines - Cavite	-	-	-	-	-	-	186	74	260
Carmona									
Cavite State University-Carmona	-	-	-	-	-	-	125	156	281
General Mariano Alvarez									
Eulogio "Amang" Rodriguez Institute of Science and Technology	-NDA-								
Silang									
Cavite State University-Silang	-	-	-	-	-	-	175	229	404
Philippine National Police Academy	-	-	-	-	-	-	191	83	274
City of General Trias									
Cavite State University-Gen. Trias	-	-	-	-	-	-	30	79	109
Indang									
Cavite State University-Main	-	-	38	-	-	4	1,218	1,218	2,436
Tanza									
Cavite State University-Tanza	-	-	-	-	-	-	19	36	55
Trece Martires City									
Cavite State University-Trece Martires City	-	-	-	-	-	-	919	1475	2394
Trece Martires City College	-	-	-	-	-	-	61	100	161
Alfonso									
Polytechnic University of the Philippines-Alfonso Campus	-NDA-								
Maragondon									
Polytechnic University of the Philippines-Maragondon	-	-	-	-	-	-	91	68	159
Naic									
Cavite State University-Naic	-	-	-	-	-	-	99	88	187

Name of School	Male	Masteral Female	Total	Male	Doctorate Female	Total	Total HEI Graduates		
							Male	Female	Total
Tagaytay City									
City College of Tagaytay					-NDA-				
Subtotal ^a	0	0	38	0	0	4	3,925	4,669	8,594
Private									
Cavite City									
Cavite West Point College-Cavite City					-NDA-				
St. Joseph College - Cavite	14	33	47	-	-	-	30	102	132
San Sebastian College - Recoletos de Cavite					-NDA-				
Rosario									
STI College - Rosario	-	-	-	-	-	-	36	32	68
City of Bacoor									
ISHRM School System					-NDA-				
PIMSAT College					-NDA-				
Saint Francis of Assisi College of Cavite					-NDA-				
St. Dominic College of Asia	4	-	4	-	-	-	91	122	213
STI College - Bacoor	-	-	-	-	-	-	52	3	55
The Bearer of Light and Wisdom Colleges	-	-	-	-	-	-	5	19	24
University of Perpetual Help System Dalta-Molino Campus	-	-	-	-	-	-	101	85	186
City of Imus									
Colegio de Porta Vaga	-	-	-	-	-	-	12	8	20
Imus Institute of Science and Technology	5	4	9			-	49	61	110
Informatics College Cavite, Inc.	-	-	-	-	-	-	0	0	0
Montessori Professional College - Imus					-NDA-				
Southern Philippines Institute of Science and Technology	-	-	-	-	-	-	9	14	23
Unida Christian College	-	-	-	-	-	-	2	4	6
City of Dasmariñas									
AISAT Colleges-Dasmariñas					-NDA-				
AMA Computer College - Dasmariñas (Southern Luzon College)					-NDA-				
Brookfield College					-NDA-				
De La Salle University - Dasmariñas	32	40	72	11	19	30	760	811	1,571
De La Salle Health Sciences Institute		21	21			-	380	865	1,245
Emilio Aguinaldo College	-	-	-	-	-	-	126	206	332
Far Eastern Polytechnic College					-NDA-				
Marasigan Institute of Science and Technology	-	-	-	-	-	-	17	4	21
MOL Magsaysay Maritime Academy					-NDA-				
National College of Science and Technology	-	-	-	-	-	-	345	316	661
Oxfordian College					-NDA-				
Philippine Christian University	75	138	213			-	117	205	322
PNTC Colleges	-	-	-	-	-	-	103	7	110
PTS College & Advanced Studies (Presbyterian Theological Seminary)	-	-	-	-	-	-	16	15	31
Saint Jude College	-	-	-	-	-	-	12	34	46
STI College - Dasmariñas	-	-	-	-	-	-	55	17	72
Carmona									
STI Education Services Group, Inc. (STI eCollege - Southwoods, Inc.)					-NDA-				
Gen. Mariano Alvarez									
University of Perpetual Help System – GMA					-NDA-				
Silang									
Adventist International Institute of Advanced Studies	106	21	127	21	6	27	127	27	154
Adventist University of the Philippines	21	28	49	2	7	9	182	254	436
Our Lady of La Salette College Seminary Inc.					-NDA-				
Far Eastern University - Cavite					-NDA-				
Philippine Missionary Institute	-	-	-	-	-	-	8	10	18
Rogationist College	-	-	-	-	-	-	23	29	52
Saint Paul Seminary Foundation	-	-	-	-	-	-	9	0	9
South Forbes City College	-	-	-	-	-	-	5	2	7
City of General Trias									
AMA Computer College - City of Gen. Trias					-NDA-				
Lyceum of the Philippines University	4	8	12	-	-	-	502	499	1,001
Young Ji College					-NDA-				
Amadeo									
Jesus Reigns Christian College-Amadeo Foundation	-	-	-	-	-	-	6	9	15
Tanza									
Far East Asia Pacific Institute of Tourism and Technology	-	-	-	-	-	-	19	36	55

Name of School	Masteral			Doctorate			Total HEI Graduates		
	Male	Female	Total	Male	Female	Total	Male	Female	Total
Power School of Technology	-	-	-	-	-	-	17	19	36
Trece Martires City									
Colegio de Amore				-NDA-					
Magallanes									
Cavite West Point College-Magallanes Inc.				-NDA-					
Kurios Christian College Foundation	-	-	-	-	-	-	10	29	39
Naic									
Granby College of Science and Technology	-	-	-	-	-	-	23	25	48
Western Colleges	-	-	-	-	-	-	40	206	246
Tagaytay City									
Divine Word Seminary	22	-	22	-	-	-	81	0	81
Olivarez College - Tagaytay				-NDA-					
STI College - Tagaytay	-	-	-	-	-	-	5	2	7
Ternate									
Cavite West Point College				-NDA-					
Subtotal^b	283	293	576	34	32	66	3,375	4,077	7,452
Total	283	293	614	34	32	70	7,300	8,746	16,046

^a does not include graduates from CWPC-Cavite City, San Sebastian College-Recoletos de Cavite, ISHRM School System, PIMSAT College, St. Francis of Assisi College of Cavite, Montessori Professional College, AISAT Colleges-Dasmariñas, AMA-Dasmariñas, Brookfield College, Far Eastern Polytechnic College, Oxfordian College, STI Education Services Group, Inc. (STI eCollege - Southwoods, Inc.), Eulogio "Amang" Rodriguez Institute of Science and Technology, University of Perpetual Help System – GMA, Our Lady of La Salette College Seminary Inc., FEU-Cavite, AMA-Gen Tri, Young Ji College, Colegio de Amore, PUP-Alfonso, CWPC-Magallanes City College of Tagaytay, Olivarez College and CWPC-Ternate

Source: HEI Institutions in the Province of Cavite

For the school year 2019 to 2020, the Commission on Higher Education (CHED) Region IV-A reported a total of 25,892 graduates in tertiary education in the province. Overall, there are more female tertiary graduates than male students for the school year. The female population totaled 15,082 graduates covering 58.25%. In terms of program discipline, like in the enrolment, most pre-baccalaureate and baccalaureate courses graduates are

from the business administration related disciplines. In the post-baccalaureate, there is a male graduate in business administration and related degree. There are also three male graduates under the religion and theology courses. Most master's degree graduates are from the education science and teacher training disciplines (508), while most doctorate graduates are from business administration and related disciplines (17).

Table 3.54 Distribution of Graduates in Higher Education Institutions by Sex, Program Level and Discipline, Province of Cavite; S.Y. 2019-2020

Discipline Group	Pre-Baccalaureate			Baccalaureate			Post-Baccalaureate			Master's Degree			Doctorate		
	Male	Female	Total	Male	Female	Total	Male	Female	Total	Male	Female	Total	Male	Female	Total
Agriculture, Forestry, Fisheries	14	23	37	42	102	144	0	0	0	3	22	25	3	2	5
Architecture and Town Planning	13	4	17	80	104	184	0	0	0	1	0	1	0	0	0
Business Administration and Related	111	214	325	3,001	5,778	8,779	1	0	1	51	47	98	10	7	17
Education Science and Teacher Training	0	0	0	563	1,909	2,472	0	0	0	238	270	508	3	6	9
Engineering and Tech	490	150	640	1,352	623	1,975	0	0	0	0	1	1	0	0	0
Fine and Applied Arts	0	0	0	67	63	130	0	0	0	0	0	0	0	0	0
General	0	0	0	43	114	157	0	0	0	0	0	0	0	0	0
Humanities	0	0	0	71	54	125	0	0	0	0	2	2	1	4	5
IT-Related Disciplines	58	34	92	2,087	1,238	3,325	0	0	0	1	0	1	0	0	0
Law and Jurisprudence	0	0	0	0	0	0	0	0	0	0	0	0	0	0	0
Maritime	0	0	0	241	6	247	0	0	0	0	0	0	0	0	0
Mass Communication and Documentation	0	0	0	159	327	486	0	0	0	0	0	0	0	0	0
Mathematics	0	0	0	13	20	33	0	0	0	4	9	13	0	0	0
Medical and Allied	2	1	3	428	1,140	1,568	0	0	0	10	26	36	2	4	6
Natural Science	0	0	0	99	186	285	0	0	0	0	3	3	1	0	1
Other Disciplines	0	0	0	835	396	1,231	0	0	0	0	1	1	0	0	0
Religion and Theology	0	0	0	88	20	108	3	0	3	85	7	92	7	0	7
Service Trades	0	0	0	238	1,060	1,298	0	0	0	0	0	0	0	0	0
Social and Behavioral Sciences	0	0	0	282	1,101	1,383	0	0	0	4	3	7	5	1	6
Total	688	426	1,114	9,689	14,241	23,930	4	0	4	397	391	788	32	24	56

Source: Commission on Higher Education (CHED) IV MIS Section

Other indicators for Tertiary Education

The gross enrolment rate at the tertiary level is gradually decreasing through the school years. To address this phenomenon, the provincial government can provide

additional scholarships to the students who want to take higher education but lack the resources.

On the other hand, the student-faculty ratio for the tertiary level in the province is improving. It can indicate that more teachers are being employed in the province over time.

Table 3.55 Key Performance Indicators for Tertiary Level, Province of Cavite: S.Y. 2014-2015 to S.Y. 2020-2021

School Year	Gross Enrolment Rate	Student-Faculty Ratio	Student Grantees of StuFAPS ^a	
			Public	Private
S.Y. 2014-2015	30.22	1:28	52	38
S.Y. 2015-2016	31.14	1:27	120	82
S.Y. 2016-2017	28.76	1:26	4	13
S.Y. 2017-2018	22.18	1:24	40	42
S.Y. 2018-2019	25.08	1:21	27	69
S.Y. 2019-2020	26.52	1:21	39	426
S.Y. 2020-2021	28.10	1:23	-	-

^a StuFAPS – Student Financial Assistance Programs

Note: CHED temporarily suspended the application of the scholarship program for AY 2020-2021 to support the COVID-19 pandemic government efforts.

Source: Commission on Higher Education (CHED) IV MIS Section

Technical Vocational Education and Training

Technical and Vocational Education and Training (TVET) refers to “aspects of the educational process involving, in addition to general education, the study of technologies and related sciences, and the acquisition of practical skills, attitudes, understanding, and knowledge relating to occupants in various sectors of economic and social life” (UNESCO and International Labor Organization (ILO)).

Through the enactment of Republic Act No.7796, known as the “Technical Education and Skill Development Act of 1994”, Technical Education and Skills Development Authority (TESDA) was established under the Department of Labor and Employment (DOLE) and the Office of the Cabinet Secretary and declared as the agency responsible for managing and supervising technical education and skills development in the Philippines. TESDA is the merged agency of the National Manpower and Youth Council (NMYC) of DOLE, the Bureau of Technical and Vocational Education (BVTE) of the Department of Education, Culture and Sports (DECS), and the Apprenticeship Program of the Bureau of Local Employment (BLE) of DOLE. The fusion of these offices was meant to reduce overlapping in skills development activities initiated by various public and private sector agencies and to provide national directions for the country’s TVET system. Hence, one of the main objectives of TESDA is the formulation of a comprehensive development plan for middle-level manpower based on the National Technical Education and Skills Development Plan.

TVET programs are delivered through various modalities, which include school-based, center-based, community-based, and enterprise-based training.

A school-based program is the direct provision of programs by TESDA administered schools while the center-based program is being undertaken in the TESDA training centers.

Furthermore, community-based training for Enterprise Development Program is primarily addressed to the poor and marginal groups, those who cannot access or are not accessible by formal training provisions. They have low

skills, limited management abilities, and have few economic options. They have no access to capital – most of them are unqualified for formal credit programs. The program goes further than just mere skills training provision. It is purposively designed to catalyze the creation of livelihood enterprises. It shall be implemented by the trainees, immediately after the training. Likewise, it is designed to assist partner agencies such as LGUs, NGOs, people organizations, and other agencies organizations with a mission of helping the poor get into productive undertakings for themselves and their communities.

On the other hand, enterprise-based programs are training programs implemented within companies/firms. These programs are as follows:

- Apprenticeship Program is a training and employment program involving a contract between an apprentice and an employer on an approved apprentice occupation. Generally, it aims to provide a mechanism that will ensure the availability of qualified and skilled workers based on industry requirements. The period of apprenticeship covers a minimum of four months and a maximum of six months. Only companies with approved and registered apprenticeship programs under TESDA can hire apprentices.
- Learnership Program is a practical training on-the-job for approved learnable occupations, for a period not exceeding three months. Only companies with TESDA-approved and registered learnership programs can hire learners.
- Dual Training System (DTS) is an instructional mode of delivery for technology-based education and training in which learning takes place alternately in two venues: the school or training center and the company.

One of the strategic approaches to this program is the conversion of selected industry practices/programs registered under the apprenticeship program into the DTS modality.

TESDA and other vocational schools offer short programs or two-year courses on technology and skills development like automotive technology, nursing aide training, tourism, photography, computer technology, drafting, among others. Upon graduation from these courses, students take a national certification examination from TESDA to obtain a certificate or diploma.

Programs took in TESDA and other schools are also ladderized. It means that upon completion of a particular course, units taken can be credited if the graduate decides to enroll in a related field in a college or university.

As of December 2020, there were 125 technical-vocational institutions in the province wherein 20 are Higher Educational Institution (HEI), one (1) LGU-run, one (1) local university and colleges (LUCs), one (1) non-government organization or foundation (NGO), 2 TESDA Technology Institution (TTI), 90 Technical-Vocational Institution (TVI) and 10 farm school or Program on Accelerating Farm School Establishment (PAFSE).

Furthermore, City of Dasmariñas has the highest number of TVET institutions (27) followed by the City of Bacoor

(19) and City of Imus (17). There is no registered TVET institution for Municipality of Kawit and Magallanes.

Table 3.56 Number of TVET Institutions by City/Municipality, Province of Cavite: 2020

City/Municipality	HEI	LGU-run	LUC	NGO	TTI	PAFSE	TVI	Total
1st District	-	2	-	-	1	6	-	9
Cavite City	-	1	-	-	-	-	-	1
Kawit	-	-	-	-	-	-	-	-
Noveleta	-	-	-	-	-	2	-	2
Rosario	-	1	-	-	1	4	-	6
2nd District	1	4	-	-	-	13	1	19
City of Bacoor	1	4	-	-	-	13	1	19
3rd District	-	2	1	-	-	14	-	17
City of Imus	-	2	1	-	-	14	-	17
4th District	-	3	-	1	1	22	-	27
City of Dasmariñas	-	3	-	1	1	22	-	27
5th District	-	4	-	-	-	16	1	21
Carmona	-	-	-	-	-	3	-	3
General Mariano Alvarez	-	-	-	-	-	6	-	6
Silang	-	4	-	-	-	7	1	12
6th District	-	1	-	-	-	5	-	6
City of General Trias	-	1	-	-	-	5	-	6
7th District	-	1	-	-	-	7	2	10
Amadeo	-	-	-	-	-	-	1	1
Indang	-	-	-	-	-	1	1	2
Tanza	-	1	-	-	-	1	-	2
Trece Martires City	-	-	-	-	-	5	-	5
8th District	-	3	-	-	-	7	6	16
Alfonso	-	-	-	-	-	3	-	3
General Emilio Aguinaldo	-	-	-	-	-	1	-	1
Magallanes	-	-	-	-	-	-	-	-
Maragondon	-	-	-	-	-	-	2	2
Mendez - Nuñez	-	-	-	-	-	-	1	1
Naic	-	-	-	-	-	-	2	2
Tagaytay City	-	2	-	-	-	3	1	6
Temate	-	1	-	-	-	-	-	1
Total	1	20	1	1	2	90	10	125

Source: Technical Education and Skills Development Authority, Trece Martires City

There are 12,573 students enrolled at TESDA program offered in the province. The highest enrolment came from Automotive and Land Transportation, registered at 3,638 students. It is followed by Tourism (Hotel and Restaurant) with 2,471 students. Electrical and Electronics followed, contributing 1,530 enrollees. The least enrolment is from chemicals/plastics/petrochemicals sector with 15 students.

Additionally, a total of 12,282 students graduated from different program sector by which Tourism (Hotel and Restaurant) posted the highest number of graduates with 2,444. Electrical and Electronics and Human Health/Health Care followed, having 2,233 and 1,482 graduates, respectively.

Table 3.57 Distribution of Enrolment and Graduates by Program Sector, Province of Cavite: 2020

Program Sector	Enrolment			Graduates		
	Female	Male	Total	Female	Male	Total
Agriculture, Forestry and Fishery	71	112	183	65	121	186
Automotive and Land Transportation	1,706	1,932	3,638	794	969	1,763
Chemicals/Plastics/Petrochemicals	12	3	15	12	3	15
Construction	50	289	339	52	364	416
Decorative Crafts	18	3	21	18	3	21
Electrical and Electronics	696	834	1,530	1,134	1,099	2,233
Garments	341	43	384	282	43	325
Heating, Ventilation, Air-conditioning and Refrigeration	-	26	26	-	-	-
Human Health/Health Care	886	183	1,069	1,211	271	1,482
Information and Communication Technology	276	162	438	200	114	314
Maritime	1	31	32	1	31	32
Metals and Engineering	50	507	557	53	513	566
Others	918	458	1,376	888	440	1,328
Processed Food & Beverages	124	75	199	121	80	201
Social, Community Development and Other Services	205	21	226	731	136	867
Tourism (Hotel and Restaurant)	1,854	617	2,471	1,830	614	2,444
Other TVET courses	34	35	69	44	45	89
Total	7,242	5,331	12,573	7,436	4,846	12,282

Source: Technical Education and Skills Development Authority, Trece Martires City

Alternative Learning System

Article XIV Section 2 of the 1987 Philippine Constitution states the recognition and promotion of other forms of education other than formal education. Paragraph (1) declares that the State shall "establish, maintain, and support a complete, adequate, and integrated system of education relevant to the needs of the people and society." Moreover, Paragraph (4) concisely "encourage non-formal, informal, and indigenous learning systems, as well as self-learning, independent, and out-of-school study programs particularly those that respond to community needs."

In this regard, Republic Act 9155, otherwise known as the Governance Act for Basic Education, was established. The act stipulates the founding of the Alternate Learning System (ALS) in the Philippines. It stated that ALS is to provide out-of-school children, youth, and adults with basic education. ALS is a parallel learning system that provides an option to the existing formal instruction. ALS is a substitute or an alternate to those who do not have or cannot access formal education in schools. ALS Non-formal Education happens outside the classroom and community-based. It is usually conducted at community learning centers, barangay multi-purpose halls, libraries, or at home. ALS learning facilitators, such as mobile teachers, district ALS Coordinators, instructional managers, guide the learning process at an agreed schedule and venue with the learners.

The Department of Education (DepEd), through the Bureau of Alternative Learning System (BALS), implements two major programs under ALS. These are the Basic Literacy Program (BLP) and Continuing Education Program - Accreditation and Equivalency (A&E). BLP aims to eradicate illiteracy among out-of-school youth and adults by developing their basic literacy skills of reading, writing, and numeracy. On the other hand, the A&E program aims to provide an alternative learning pathway for basically literate out-of-school children, youth, and adults that have not completed the years of basic education mandated by the Philippine Constitution. Through this, school dropouts can complete elementary and high school education outside the formal school system.

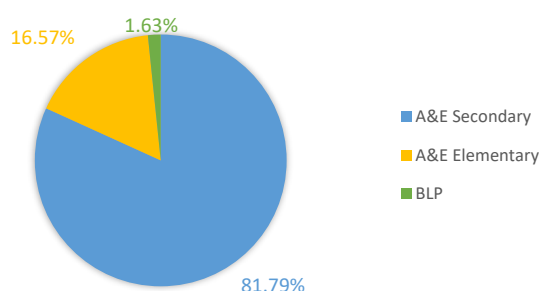


Figure 3.25 Alternative Learning System Enrolment by Program, Province of Cavite: CY 2020

As of 2020, there are 153 ALS learning facilitators in the province of Cavite. There is a total of 11,687 enrolments in ALS in 2020. Most of the enrolment is in A&E secondary, comprising 81.79% of the total enrolment in ALS. 52.51% of the total enrollees are male, while 47.49% are female.

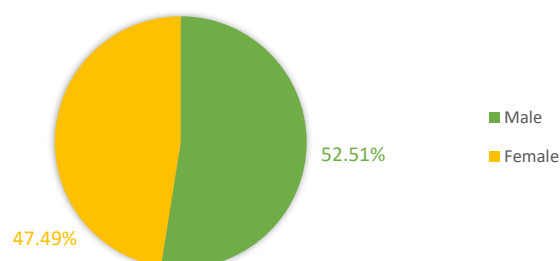


Figure 3.26 Alternative Learning System Enrolment by Sex, Province of Cavite: CY 2020

Table 3.58 Number of Alternative Learning System (ALS) Learning Facilitators by School Division Office, Province of Cavite: S.Y. 2017-2018

Division	Number of Learning Facilitators
City of Bacoar	13
Cavite ^a	79
Cavite City	155
City of Dasmarinas	31
City of General Trias	
City of Imus	8
Total	112

^a rest of the province

Source: Learner Information System, Department of Education Region IV-A

Table 3.59 Number of Alternative Learning System (ALS) Learning Enrollees by School Division Office and Level, Province of Cavite: S.Y. 2017-2018

Division	Number of Enrollees			Total Enrolment		
	BLP	A&E Elementary	A&E Secondary	Male	Female	Total
City of Bacoar	36	419	1,943	1,269	1,129	2,328
Cavite ^a	109	872	3,848	2,588	2,241	4,829
Cavite City	8	180	779	546	421	967
City of Dasmarinas	20	275	1,571	907	959	1,866
City of General Trias	1	50	390	242	199	441
City of Imus	17	141	1,028	585	601	1,186
Total	191	1,937	9,559	6,137	5,550	11,687

^a rest of the province

Source: Learner Information System, Department of Education Region IV-A