

Chapter IX. Local Administration

ORGANIZATION AND MANAGEMENT

The Provincial Government of Cavite is led by elected personnel and the operation is undertaken and supported by civil servants. The head of the province is the Local Chief Executive, the Governor. The next in rank, the Vice Governor (Presiding Officer) is heading the Legislative Body composed of fourteen (14) Sangguniang Panlalawigan members. It also includes the President of Liga ng mga Barangay, the President of Provincial Sangguniang Kabataan (SK) Federation, and the President of Cavite Councilors' League. All in all, the Legislative body is composed of 18 member legislators.

Provincial administration and operation is performed through the twenty (20) provincial offices that ensure the delivery of services to all sectors of society in the province. In 2010, the provincial government employs a total of 3,912 employees, including the elected positions. This number decreased by 611 that is equivalent to 13.51% decrease. Such status is brought about by the government's saving measures by controlling the hiring of job orders, eliminating those who are non and poor performing employees. A decrease of 10 plantilla positions was observed from 1,522 in 2009 to 1,512 in 2010. 38.65% or 1,512 employees hold permanent plantilla positions, 24.23% holds casual status, 2.53% in Co-terminus status, 0.69% in temporary status, 0.56% or 22 are contractual and 32.85% or 1,285 are job order employees. There are only 19 elected personnel in the provincial government.

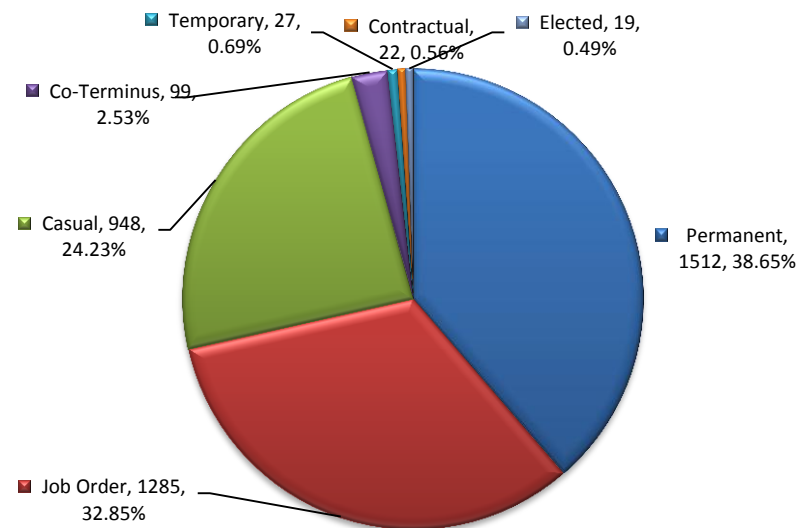
The provincial government resorted to hire employees with job order status for job requirement that are not for long term. Examples of this are encoders, utility workers, and security guards, among others. Job Order system does not require the provincial government to give them fringe benefits that other employees enjoy. In one way or another, job orders tend to give savings for the government. Similarly, job orders make it easy for the provincial government to hire specialized personnel, especially those who have highly demanded technical skills and consultancies.

Plantilla holders are those with "items" approved by the Civil Service Commission (CSC). They are also known as the permanent item holders. Permanent position employees are the

backbone employees of the provincial operation, thus their existence are required and mandated by law, the Local Government Code and CSC for that matter. Plantilla holders comprise the 38.65% of the total provincial capitol employees.

Casual employees are usually composed of support staffs. There is a total of 24.23% share of casual employees from the total provincial capitol workforce.

Figure 9.1. Employee Composition at Cavite Provincial Capitol by Status, Province of Cavite: 2010

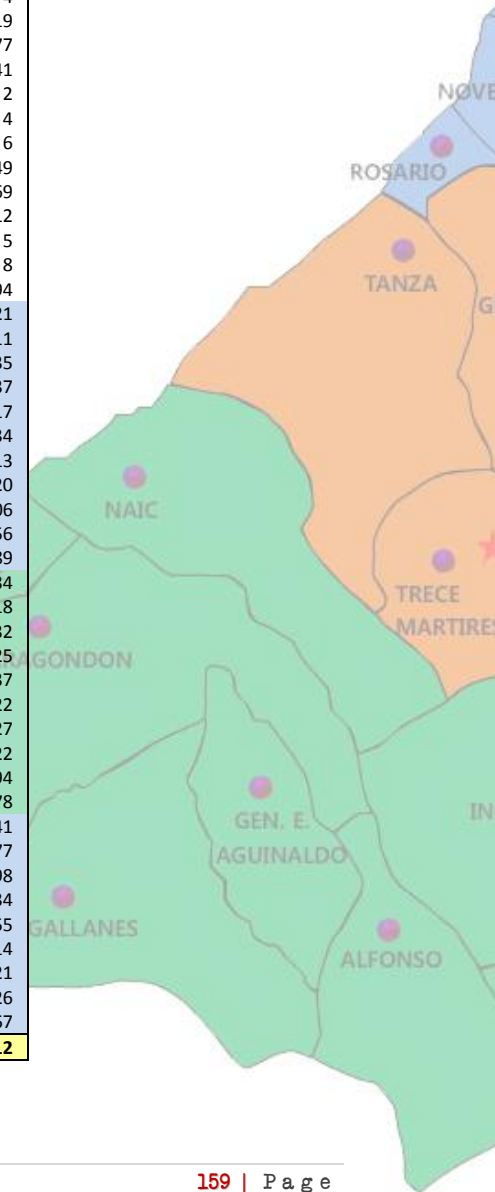


Source: Human Resource Management Office

Table 9.1. Provincial Government Employees, Province of Cavite: as of December 2010

Name of Office	Status of Appointment							TOTAL
	Permanent	Temporary	Co-Terminus	Contractual	Casual	Job Order	Elected	
Office of the Provincial Governor (OPG)								
Personal Staff			29				1	30
Civil Security Unit (CSU)	29		3					32
Communication Section	8	1						9
Public Assistance	4							4
Human Resource Management Office (HRMO)	15				4			19
Provincial Jail	44	17			16			77
Industrial Security & Assistance Group	38		3					41
Tourism Development Division	2							2
Provincial Youth and Sports Division	3	1						4
Provincial Housing Development and Management Office	5	1						6
Cavite Rescue 161					49			49
Cavite Traffic Management Office (CTMO)					169			169
Cavite Computer Center (CCC)/Information Technology Division					12			12
Office of Division Superintendent of Schools/Cavite National Science High School	5							5
OPG-SEF					8			8
Cavite Aide					94			94
Office of the Provincial Administrator	11				10			21
Office of the Provincial Vice Governor (OPVG)			10				1	11
Office of the Sangguniang Panlalawigan	24	2	49		43		17	135
Provincial Accounting Office	23				14			37
Provincial Budget Office (PBO)	14				3			17
Provincial Planning and Development Office (PPDO)	28	2			4			34
Provincial Legal Office (PLO)	9		1		3			13
Provincial Population Office	20							20
General Services Office (GSO)	79				27			106
Office of the Provincial Assessor	45				11			56
Provincial Health Office (PHO)	89							89
Gen. Emilio Aguinaldo Memorial Hospital (GEAMH)	239				95			334
Korea Philippines Friendship Hospital (KPFH)	35			22	161			218
Cavite Medical Hospital (CMH)	21				11			32
DBB Municipal Hospital (DBBMH)	16				9			25
Kawit Kalayaan Hospital	21				16			37
Gen. Trias Medicare Hospital	15				7			22
GMA Medicare Hospital	15				12			27
Naic Medicare Hospital	15				7			22
Cavite Center for Mental Health	72				22			94
Dr. Olivia Salamanca Memorial Hospital (DOSMH)	62				16			78
Provincial Social Welfare and Development Office (PSWDO)	18				23			41
Provincial Engineering Office (PEO)	306				43	28		377
Office of the Provincial Agriculturist	78				20			98
Office of the Provincial Veterinarian	23				11			34
Provincial Treasurer's Office	42				13			55
Provincial Gov't Environment and Natural Resources Office (PGENRO)	12		2					14
Provincial Cooperative, Livelihood and Entrepreneurial Dev't Office (PCLEDO)	10	1	1		9			21
Public Information and Community Affairs Department (PICAD)	17	2	1		6			26
Job Orders						1257		1,257
TOTAL	1,512	27	99	22	948	1285	19	3,912

Source: Human Resource Management Office



REGISTERED VOTERS

The voters are the one who decides on what kind of leaders they want to direct them. They play important roles as direct supporters and beneficiaries of the government programs and development undertakings. Without the concerted effort of the voters, or the people of Cavite, there is a slim chance that a program will succeed.

In the year 2010, Cavite has a total of 1,655,552 registered voters. The City of Dasmariñas holds the largest bulk of voters marked at 18.81% of the total voting population. Also a sole district, Bacoor holds the second place with most number of voters at 17.08%. District III (Imus) has the least number of voters pegged at 153,161 or 9 percent.

A total of 10,632 precincts were established in the 829 barangays province-wide but these precincts were clustered into 4,983.

The top three districts with most number of voters (Districts 4, 2 and 6) are already responsible to the 51.37% of the voting population considering that these three districts are composed only of 6 cities/municipalities. On the other hand, the remaining districts with 17 cities/municipalities have an aggregated 48.63% of the total voting population of the province.

Figure 9.2. Number of Voters by District
Province of Cavite: as of October 25, 2010

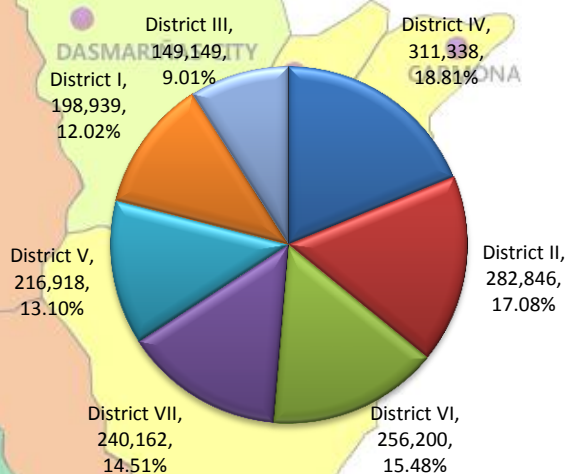


Table 9.2 Number of Registered Voters by City/Municipality, Province of Cavite: as of October 25, 2010

City/Municipality	Number of Barangays	Number of Precincts Established	Number of Clustered Precincts	Total Number of Voters
District I	143	1,318	638	198,939
Cavite City	84	490	235	65,282
Kawit	23	255	122	43,090
Noveleta	16	177	70	22,441
Rosario	20	396	211	68,126
District II	73	1,485	751	282,846
Bacoor	73	1,485	751	282,846
District III	97	861	453	149,149
Imus	97	861	453	149,149
District IV	75	2,212	900	311,338
City of Dasmariñas	75	2,212	900	311,338
District V	105	1,449	675	216,918
Carmona	14	255	119	36,798
Silang	64	684	344	105,267
Gen. M. Alvarez	27	510	212	74,853
District VI	113	1,580	776	256,200
Trece Martires City	13	293	142	48,526
Gen. Trias	33	640	329	111,628
Tanza	41	483	232	75,200
Amadeo	26	164	73	20,846
District VII	223	1,727	790	240,162
Tagaytay City	34	252	115	37,346
Alfonso	32	239	103	30,932
Gen. Emilio Aguinaldo	14	89	44	12,004
Indang	36	300	122	36,911
Magallanes	16	100	49	12,571
Maragondon	27	155	77	23,035
Mendez	24	135	61	17,890
Naic	30	371	174	57,727
Ternate	10	86	45	11,746
GRAND TOTAL	829	10,632	4,983	1,655,552

Source: Commission on Elections, Trece Martires City