

# Chapter 5.

## Social Sector

### Education

Education in its general sense is a form of learning in which the knowledge, skills, and habits of a group of people are transferred from one generation to the next through teaching, training, or research (Wikipedia). It equips an individual with the necessary knowledge and skills he/she needs to become a functional member of a society. According to the World Bank, education can also be one of the strongest instruments for reducing poverty, thereupon improving the well-being of the people. However, proper investments must be made to establish and maintain a high-quality education system.

Education is a basic human right because it is considered one of the fundamental guarantees that enable an individual to live his full potential as a human being.

In the Philippines, basic education is being managed and regulated by the the Department of Education (DepEd) while college is under the Commission on Higher Education (CHED) and vocational/technical and non-degree training under the Technical Education and Skills Development Authority (TESDA), which is under the Department of Labor and Employment (DOLE). TESDA runs a variety of skills development centers throughout the country. Although being overseen by CHED, local colleges, however, are being operated by local governments as indicated in the Local Government Code.

DepEd controls the Philippine education system, including the curriculum used in schools and the allocation of funds. It also regulates the construction of schools and other educational facilities and the recruitment of teachers and staff.

Before Philippine Independence in 1946, the country's education system was patterned on the system of its colonial powers, Spain and the United States. However, after Philippine independence, its educational system changed radically.

Until 2011, the basic education system was composed of six years of elementary education starting at the age of 6, and four years of high school education starting at the age of 12. Further education was provided by technical or vocational schools, or in higher education institutions such as universities.

In 2011, the country started to transition from its old 10-year basic educational system to a K-12 educational system, as mandated by the Department of Education. The new 12-year system is now compulsory, along with the adoption of new curriculum for all schools. The transition period will end with the 2017-2018 school year, which is the graduation date for the first group of students who entered the new educational system.

All public schools in the Philippines must start classes on the date mandated by the Department of Education (usually the first Monday for public, second Monday for private and third Monday for some colleges for the month of June) since Estrada administration in 1999, and must end after each school completes the mandated 200-day school calendar organized by the Department of Education (usually around the third week of March to the

second week of April). Private schools are not obliged to abide by a specific date, but must open classes no later than the last week of August.

As stated in Section 3 of Republic Act No. 10533 – An act enhancing the Philippine basic education system by strengthening its curriculum and increasing the number of years for basic education, appropriating funds therefor and for other purposes, basic education encompasses kindergarten, elementary and secondary education as well as alternative learning systems for out-of-school learners and those with special needs

It is further stated in Section 4 that the enhanced basic education program encompasses at least one year of kindergarten education, six years of elementary education and six years of secondary education, in that sequence.

In this profile, a clear view of the province's educational system will be described using the basic education performance indicators as well as the different education statistics such as number of schools, students, teachers, graduates and educational infrastructure.

### Basic Education Performance Indicators

The Department of Education (DepEd) monitors the yearly performance of the basic education sector through indicators like participation rate, gross enrolment ratio, cohort survival rate, completion rate, dropout rate, achievement rates and teacher pupil ratio, among others.

In this 2014 Socio-Economic and Physical Profile, the basic education performance indicators are presented by schools division. Unluckily, different sets of indicators are submitted for scrutiny.

**Table 5A** Basic Education Performance Indicator Rates of Public Schools by School Level and Schools Division, Province of Cavite: SY 2014-2015

Indicator	Rate				
	Division of Cavite	Division of City of Dasmariñas	Division of Cavite City	Division of City of Bacoor	Division of City of Imus
<b>Elementary</b>					
Net Enrolment Ratio			93.50		92.29
Cohort Survival Rate			87.53	75.89	84.42
Completion Rate		64.35	85.43	77.36	84.30
School Leaver Rate	1.85	8.15	1.84		14.24
Promotion Rate	96.29	103.83			98.69
Repetition Rate	0.38			1.30	12.88
Retention Rate	70.52			90.56	89.50
Drop-out Rate	0.62	2.20		0.90	
Graduation Rate	97.91			98.78	
<b>Secondary</b>					
Net Enrolment Ratio			85.18		53.53
Cohort Survival Rate			86.27	88.49	99.56
Completion Rate		80.48	85.84	61.00	92.00
School Leaver Rate	5.87	5.26	5.07		4.00
Promotion Rate	91.43	89.07			96.00
Repetition Rate	1.38			1.66	1.00
Retention Rate	68.49			73.64	93.00
Drop-out Rate	4.43	3.97		2.80	
Graduation Rate	95.44			97.26	

*Source: Department of Education, Division Offices of Cavite, City of Dasmariñas, Cavite City*

Performance indicators refer to the several key indicators that can be computed and utilized for evaluating the education system's performance at various levels (Table 5A).

Net enrolment rate is the ratio between the enrolments in the school-age range to the total population of that age range. The rates obtained by the Divisions of Cavite City and City of Imus indicate that there are still school-age children in the localities who were not able to go to school in both elementary and secondary levels. Moreover, the much lower rates in the secondary education is quite alarming specifically in the

City of Imus wherein almost 50% of the school-going age population are not enrolled.

Cohort Survival Rate is the proportion of enrollees at the beginning grade or year who reach the final grade or year at the end of the required number of years of study. The data show that not all enrollees in the entry level were able to graduate. This could be attributed to poverty, family problems and illness.

Completion Rate is the percentage of first year entrants in a level of education who complete/finish the level in accordance with the

required number of years of study. The figures indicate that around 15% of entrants in the Divisions of Cavite City and City of Imus did not finish the elementary education while in Dasmariñas and Bacoor, around 35% and 23% of students, respectively did not survive up to the end of education cycle. However, in the secondary education, completion rate is higher except in the City of Bacoor which is only 61%.

The retention rate determines the degree of pupils/students in a particular school year who continue in the succeeding year. Generally, more students are able to continue the elementary education than secondary education as demonstrated by the figures in the Divisions of Cities of Bacoor and Imus.

Dropout Rate or School Leaver Rate is the proportion of pupils/students who leave school during the year as well as those who complete the grade/year level but fail to enrol in the next grade/year level the following school year to the total number of pupils/ students enrolled during the previous school year. Drop-out rate in secondary education is remarkably greater compared to that in the elementary education.

Graduation Rate on the other hand is the proportion of pupils/students who finished Grade VI/Fourth Year in the present year to the number of pupils/students who enrolled in Grade VI/Fourth Year in the present year. Table 5A shows that less than 5% of students were not able to graduate in both levels of education.

## The Basic Education Information System (BEIS)

The Basic Education Information System (BEIS) maintains a database of education statistics, sector performance indicators and profile of public and private schools, learning centers and other education service providers. It is a web-based system designed to enhance information management at all levels of the education system (school, division, region and national levels) through streamlined processes and use of information and communication technologies. It aims to deliver relevant and accurate information to school heads, education managers, policy makers and various stakeholders of the education system.

BEIS processes and generates the data needed for planning, budget preparation, and resource allocation and performance indicators. It analyzes teacher deployment, instructional room allocation and pupil/student seating ratio. BEIS also evaluates the performance of the education sector in terms of the Education for All (EFA) indicators and other related education indicators.

## Cavite Educational System

Education remains a top priority in Cavite. In 2014, a total of 1,971 educational institutions are located in the province. Majority of these institutions are operated by the private sector which account to 76% of the total. Only 24% are government-run (Table 5B).

## Elementary Education

Elementary education is the first part of the Philippine educational system. It includes Kindergarten and the first six years of compulsory education.

For the year 2014, Cavite province has 1,172 elementary education institutions. 799 schools which account to 68.17% of the total are privately operated while the remaining 373 equivalent to 31.83% are government-run. It is obvious that elementary education in Cavite is dominated by the private sector.

The 6<sup>th</sup> District recorded the most number of elementary schools at 204. This is equivalent to 17.41% of the total elementary schools in Cavite, followed by the 7<sup>th</sup> and 4<sup>th</sup> Districts with 17.06% and 16.98%, respectively.

Looking at the city/municipal disaggregation, the City of Dasmariñas which happens to be a lone congressional district has the most number of elementary schools (199) followed by the Cities of Bacoor (181) and Imus (143). The trend is in consonance with the high population in the areas which demand for more education institutions (Table 5C).

**Table 5B** Number of Educational Institutions by Level and Type, Province of Cavite: SY 2014-2015

Level	Public	Private	Total
Elementary	373	799	1,172
Secondary	84	465	549
Technical/ Vocational	4	172	176
Higher Education	18	56	74
<b>Total</b>	<b>479</b>	<b>1,492</b>	<b>1,971</b>

*Sources: Department of Education Division Offices, Technical Education and Skills Development Authority - Cavite, Commission on Higher Education Region IV-A, Higher Education Institutions*

**Table 5C** Number of Elementary Education Institutions by Type, District and City/Municipality, Province of Cavite: SY 2014-2015

City/ Municipality	Public	Private	Total
<b>1<sup>st</sup> District</b>	<b>38</b>	<b>49</b>	<b>87</b>
Cavite City	12	18	30
Kawit	11	17	28
Noveleta	7	9	16
Rosario	8	5	13
<b>2<sup>nd</sup> District</b>	<b>27</b>	<b>154</b>	<b>181</b>
City of Bacoor	27	154	181
<b>3<sup>rd</sup> District</b>	<b>26</b>	<b>117</b>	<b>143</b>
City of Imus	26	117	143
<b>4<sup>th</sup> District</b>	<b>28</b>	<b>171</b>	<b>199</b>
City of Dasmariñas	28	171	199
<b>5<sup>th</sup> District</b>	<b>61</b>	<b>97</b>	<b>158</b>
Carmona	9	11	20
Gen. M. Alvarez	8	32	40
Silang	44	54	98
<b>6<sup>th</sup> District</b>	<b>64</b>	<b>140</b>	<b>204</b>
Amadeo	10	10	20
Gen. Trias	26	62	88
Tanza	16	33	49
Trece Martires City	12	35	47
<b>7<sup>th</sup> District</b>	<b>129</b>	<b>71</b>	<b>200</b>
Alfonso	18	10	28
Gen. Emilio Aguinaldo	10	2	12
Indang	26	12	38
Magallanes	10	4	14
Maragondon	15	2	17
Mendez	7	9	16
Naic	22	16	38
Tagaytay City	16	16	32
Ternate	5		5
<b>TOTAL</b>	<b>373</b>	<b>799</b>	<b>1,172</b>

*Source: Department of Education, Division Offices of Cavite, Cities of Dasmariñas, Imus, Bacoor and Cavite*

With regard to government schools, most of the public schools thrive in the municipality of Silang. This can be attributed to the geographical area of the town which happens to have the second largest land area among the twenty-three cities/municipalities in the province next to Maragondon which is dominated by protection lands.

Ternate has the least number of elementary schools noting that no private elementary school can be found in the locality (Table 5C).

### Enrolment and Other Statistics

In SY 2014-2015, the total enrolment in elementary education in the province increased by 5,135 pupils equivalent to 0.958% higher from that of SY 2013-2014. The increase could be attributed to 2.45% admission hike in public elementary schools. On the other hand, private schools posted a decrease of 3.37% in its enrolment (Table 5D and Figure 5A).

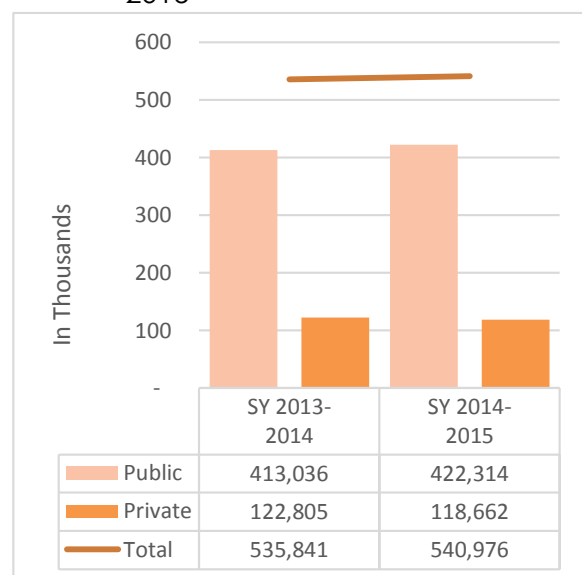
Despite of the presence of numerous private elementary schools in Cavite, still, majority of the elementary school-going population are registered in the public schools. This is due to the high tuition fees and other expenses in private institutions.

**Table 5D** Number of Enrolees in Elementary Education Institutions by Type of School, Sex, District and City/Municipality, Province of Cavite: SY 2014-2015

City/Municipality	Public			Private			Total		
	Male	Female	Total	Male	Female	Total	Male	Female	Total
<b>1<sup>st</sup> District</b>	<b>23,110</b>	<b>21,201</b>	<b>44,311</b>	<b>2,134</b>	<b>2,086</b>	<b>4,220</b>	<b>25,244</b>	<b>23,287</b>	<b>48,531</b>
Cavite City	7,475	6,804	14,279	529	505	1,034	8,004	7,309	15,313
Kawit	5,155	4,623	9,778	903	902	1,805	6,058	5,525	11,583
Noveleta	2,478	2,357	4,835	521	516	1,037	2,999	2,873	5,872
Rosario	8,002	7,417	15,419	181	163	344	8,183	7,580	15,763
<b>2<sup>nd</sup> District</b>	<b>28,083</b>	<b>25,871</b>	<b>53,954</b>	<b>15,467</b>	<b>14,413</b>	<b>29,880</b>	<b>43,550</b>	<b>40,284</b>	<b>83,834</b>
City of Bacoor	28,083	25,871	53,954	15,467	14,413	29,880	43,550	40,284	83,834
<b>3<sup>rd</sup> District</b>	<b>20,499</b>	<b>19,048</b>	<b>39,547</b>	<b>11,309</b>	<b>10,688</b>	<b>21,997</b>	<b>31,808</b>	<b>29,736</b>	<b>61,544</b>
City of Imus	20,499	19,048	39,547	11,309	10,688	21,997	31,808	29,736	61,544
<b>4<sup>th</sup> District</b>	<b>39,790</b>	<b>36,885</b>	<b>76,675</b>	<b>11,513</b>	<b>10,450</b>	<b>21,963</b>	<b>51,303</b>	<b>47,335</b>	<b>98,638</b>
City of Dasmariñas	39,790	36,885	76,675	11,513	10,450	21,963	51,303	47,335	98,638
<b>5<sup>th</sup> District</b>	<b>33,049</b>	<b>30,633</b>	<b>63,682</b>	<b>6,589</b>	<b>6,347</b>	<b>12,936</b>	<b>39,638</b>	<b>36,980</b>	<b>76,618</b>
Carmona	5,402	5,010	10,412	903	767	1,670	6,305	5,777	12,082
Gen. M. Alvarez	11,062	10,214	21,276	2,401	2,257	4,658	13,463	12,471	25,934
Silang	16,585	15,409	31,994	3,285	3,323	6,608	19,870	18,732	38,602
<b>6<sup>th</sup> District</b>	<b>45,447</b>	<b>41,742</b>	<b>87,189</b>	<b>10,143</b>	<b>9,567</b>	<b>19,710</b>	<b>55,590</b>	<b>51,309</b>	<b>106,899</b>
Amadeo	2,236	1,951	4,187	346	311	657	2,582	2,262	4,844
Gen. Trias	18,218	16,686	34,904	5,106	4,823	9,929	23,324	21,509	44,833
Tanza	14,823	13,782	28,605	2,575	2,423	4,998	17,398	16,205	33,603
Trece Martires City	10,170	9,323	19,493	2,116	2,010	4,126	12,286	11,333	23,619
<b>7<sup>th</sup> District</b>	<b>29,758</b>	<b>27,198</b>	<b>56,956</b>	<b>4,160</b>	<b>3,796</b>	<b>7,956</b>	<b>33,918</b>	<b>30,994</b>	<b>64,912</b>
Alfonso	3,695	3,326	7,021	655	618	1,273	4,350	3,944	8,294
Gen. Emilio Aguinaldo	1,260	1,180	2,440	147	108	255	1,407	1,288	2,695
Indang	4,130	3,737	7,867	502	435	937	4,632	4,172	8,804
Magallanes	1,609	1,459	3,068	278	270	548	1,887	1,729	3,616
Maragondon	2,850	2,568	5,418	148	147	295	2,998	2,715	5,713
Mendez	1,926	1,892	3,818	548	530	1,078	2,474	2,422	4,896
Naic	7,972	7,101	15,073	899	858	1,757	8,871	7,959	16,830
Tagaytay City	4,613	4,354	8,967	983	830	1,813	5,596	5,184	10,780
Ternate	1,703	1,581	3,284	-	-	-	1,703	1,581	3,284
<b>Total</b>	<b>219,736</b>	<b>202,578</b>	<b>422,314</b>	<b>61,315</b>	<b>57,347</b>	<b>118,662</b>	<b>281,051</b>	<b>259,925</b>	<b>540,976</b>

Source: Department of Education, Division Offices of Cavite, Cities of Dasmariñas, Imus, Bacoor and Cavite

**Figure 5A** Comparative Number of Enrollees in Elementary Education by Type of School, Province of Cavite: SY 2013-2014 and SY 2014-2015



Teacher-Pupil/Student Ratio is the proportion of the enrolment at a certain level of education in a given school year to the number of authorized nationally paid positions for teachers at the same level in the same school year.

In 2014, enrollees in public elementary education institutions in Cavite totaled to 422,314 while there are 9,949 teachers and 6,626 classrooms. These figures gave average provincial teacher-pupil and classroom-pupil ratios of 1:42 and 1:64, respectively. The ratios illustrate that the province has manageable ratio in terms of teacher-pupil. However, with regard to the instructional room ratio, Republic Act 7880, an act providing for the fair and equitable allocation of the DepEd budget for capital outlay is not met. Severe shortage of classrooms is present in the province. There should be a ratio of at least 1:45 in order to meet the provisions of the Act (Table 5E).

**Table 5E** Number of Enrollees, Teachers, Teacher-Pupil Ratio, Classrooms and Classroom-Pupil Ratio in Public Elementary Education by District and City/Municipality, Province of Cavite: SY 2014-2015

City/Municipality	Number of Enrolees	No. of Teachers	Teacher-Pupil Ratio	No. of Classrooms	Classroom-Pupil Ratio
<b>1<sup>st</sup> District</b>	<b>44,311</b>	<b>1,201</b>	<b>1:37</b>	<b>711</b>	<b>1:62</b>
Cavite City	14,279	501	1:29	186	1:77
Kawit	9,778	236	1:41	182	1:54
Noveleta	4,835	113	1:43	101	1:48
Rosario	15,419	351	1:44	242	1:64
<b>2<sup>nd</sup> District</b>	<b>53,954</b>	<b>1,177</b>	<b>1:46</b>	<b>736</b>	<b>1:73</b>
City of Bacoor	53,954	1,177	1:46	736	1:73
<b>3<sup>rd</sup> District</b>	<b>39,547</b>	<b>852</b>	<b>1:46</b>	<b>624</b>	<b>1:63</b>
City of Imus	39,547	852	1:46	624	1:63
<b>4<sup>th</sup> District</b>	<b>76,675</b>	<b>1,821</b>	<b>1:42</b>	<b>822</b>	<b>1:93</b>
City of Dasmariñas	76,675	1,821	1:42	822	1:93
<b>5<sup>th</sup> District</b>	<b>63,682</b>	<b>1,487</b>	<b>1:43</b>	<b>1,003</b>	<b>1:63</b>
Carmona	10,412	253	1:41	207	1:50
Gen. M. Alvarez	21,276	492	1:43	287	1:74
Silang	31,994	742	1:43	509	1:63
<b>6<sup>th</sup> District</b>	<b>87,189</b>	<b>1,925</b>	<b>1:45</b>	<b>1,297</b>	<b>1:67</b>
Amadeo	4,187	120	1:35	92	1:46
Gen. Trias	34,904	757	1:46	519	1:67
Tanza	28,605	639	1:45	402	1:71
Trece Martires City	19,493	409	1:48	284	1:69
<b>7<sup>th</sup> District</b>	<b>56,956</b>	<b>1,486</b>	<b>1:38</b>	<b>1,423</b>	<b>1:40</b>
Alfonso	7,021	181	1:39	179	1:39
Gen. Emilio Aguinaldo	2,440	79	1:31	88	1:28
Indang	7,867	218	1:36	228	1:35
Magallanes	3,068	94	1:33	106	1:29
Maragondon	5,418	149	1:36	140	1:39
Mendez	3,818	94	1:41	66	1:58
Naic	15,073	360	1:42	313	1:48
Tagaytay City	8,967	227	1:40	224	1:40
Ternate	3,284	84	1:39	79	1:42
<b>Total</b>	<b>422,314</b>	<b>9,949</b>	<b>1:42</b>	<b>6,616</b>	<b>1:64</b>

Source: Department of Education, Division Offices of Cavite, Cities of Dasmariñas, Imus, Bacoor and Cavite



## Teacher Deployment Analysis

Pupil:Teacher Ratio	Remarks
Less than 25	Excessive surplus teacher provision
25.00-29.99	Surplus teacher provision
30.00-34.99	Generous teacher provision
35.00-39.99	National mean ratio
40.00-44.99	Manageable ratio
45.00-49.99	Moderate teacher shortage
More than 50.00	Severe teacher shortage
No Teacher Available	No nationally funded teachers

## Instructional Room Analysis

Classroom:Pupil Ratio	Remarks
Less than 46	Meet Republic Act 7880* with one shift
46.00-50.99	Fails to meet RA 7880 with one shift
51.00-55.99	Does not meet RA 7880 even with double shifting
More than 56	Does not meet RA 7880, schools with severe shortage of classrooms**
No Classroom Available	No existing instructional rooms

Looking at the city/municipal level, only Cavite City has surplus teacher provision (1:29) while Gen. Aguinaldo (1:31) and Magallanes (1:33) have generous teacher provision. Amadeo, Alfonso, Indang, Maragondon and Ternate met the national mean ratio of 35-39.99. Within the manageable ratio of 40.00-44.99 are the towns of Kawit, Noveleta, Rosario, City of Dasmariñas, Carmona, Gen. M. Alvarez, Silang, Mendez, Naic and Tagaytay City. Localities with ratio of 45.00-49.00 (have moderate teacher shortage) are Cities of Bacoar and Imus, Gen. Trias, Tanza and Trece Martires City (Table 5E).

**Table 5F** Number of Graduates in Elementary Education by Type of School, Sex, District and City/Municipality, Province of Cavite: SY 2013-2014

City / Municipality	Public			Private			Total		
	Male	Female	Total	Male	Female	Total	Male	Female	Total
<b>1<sup>st</sup> District</b>	<b>2,764</b>	<b>2,769</b>	<b>5,533</b>	<b>262</b>	<b>242</b>	<b>504</b>	<b>3,026</b>	<b>3,011</b>	<b>6,037</b>
Cavite City	935	969	1,904	75	47	122	1,010	1,016	2,026
Kawit	602	580	1,182	90	92	182	692	672	1,364
Noveleta	306	279	585	77	84	161	383	363	746
Rosario	921	941	1,862	20	19	39	941	960	1,901
<b>2<sup>nd</sup> District</b>	<b>3,073</b>	<b>3,105</b>	<b>6,178</b>	<b>1,950</b>	<b>1,849</b>	<b>3,799</b>	<b>5,023</b>	<b>4,954</b>	<b>9,977</b>
Bacoar	3,073	3,105	6,178	1,950	1,849	3,799	5,023	4,954	9,977
<b>3<sup>rd</sup> District</b>	<b>2,556</b>	<b>2,404</b>	<b>4,960</b>	<b>2,015</b>	<b>1,921</b>	<b>3,936</b>	<b>4,571</b>	<b>4,325</b>	<b>8,896</b>
Imus	2,556	2,404	4,960	2,015	1,921	3,936	4,571	4,325	8,896
<b>4<sup>th</sup> District</b>	<b>4,863</b>	<b>5,032</b>	<b>9,895</b>	<b>1,643</b>	<b>1,498</b>	<b>3,141</b>	<b>6,506</b>	<b>6,530</b>	<b>13,036</b>
City of Dasmariñas	4,863	5,032	9,895	1,643	1,498	3,141	6,506	6,530	13,036
<b>5<sup>th</sup> District</b>	<b>3,850</b>	<b>3,946</b>	<b>7,796</b>	<b>794</b>	<b>775</b>	<b>1,569</b>	<b>4,644</b>	<b>4,721</b>	<b>9,365</b>
Carmona	690	688	1,378	76	83	159	766	771	1,537
Gen. M. Alvarez	1,261	1,364	2,625	285	242	527	1,546	1,606	3,152
Silang	1,899	1,894	3,793	433	450	883	2,332	2,344	4,676
<b>6<sup>th</sup> District</b>	<b>5,191</b>	<b>5,194</b>	<b>10,385</b>	<b>1,286</b>	<b>1,215</b>	<b>2,501</b>	<b>6,477</b>	<b>6,409</b>	<b>12,886</b>
Amadeo	256	268	524	71	67	138	327	335	662
Gen. Trias	2,055	2,104	4,159	583	558	1,141	2,638	2,662	5,300
Tanza	1,699	1,662	3,361	377	324	701	2,076	1,986	4,062
Trece Martires City	1,181	1,160	2,341	255	266	521	1,436	1,426	2,862
<b>7<sup>th</sup> District</b>	<b>3,736</b>	<b>3,662</b>	<b>7,398</b>	<b>532</b>	<b>446</b>	<b>978</b>	<b>4,268</b>	<b>4,108</b>	<b>8,376</b>
Alfonso	462	473	935	103	87	190	565	560	1,125
Gen. Emilio Aguinaldo	146	141	287	19	9	28	165	150	315
Indang	523	516	1,039	53	55	108	576	571	1,147
Magallanes	214	180	394	35	29	64	249	209	458
Maragondon	407	356	763	13	17	30	420	373	793
Mendez	248	259	507	69	59	128	317	318	635
Naic	968	926	1,894	117	98	215	1,085	1,024	2,109
Tagaytay City	544	591	1,135	123	92	215	667	683	1,350
Ternate	224	220	444	-	-	-	224	220	444
<b>Total</b>	<b>26,033</b>	<b>26,112</b>	<b>52,145</b>	<b>8,482</b>	<b>7,946</b>	<b>16,428</b>	<b>34,515</b>	<b>34,058</b>	<b>68,573</b>

Source: Department of Education, Division Offices of Cavite, Cities of Dasmariñas, Imus, Bacoar and Cavite

For the instructional classrooms, 7 municipalities met the provisions of RA 7880 (less than 46): Gen. Aguinaldo, Magallanes, Indang, Alfonso, Maragondon, Tagaytay City, and Ternate. Severe shortage of classrooms (more than 56 students per classroom) is experienced in Cavite City, Rosario, City of Bacoar, City of Imus, City of Dasmariñas, Gen. M. Alvarez, Silang, Gen. Trias, Tanza, Trece Martires City and Mendez (Table 5F). Likewise, the provincial classroom-pupil ratio indicates severe classroom shortage. Cavite needs additional 2,769 classrooms to meet the Act (1:45) and 880 more teachers are needed to meet the national mean ratio (35.00-39.99) (Figure 5.5B).

**Figure 5B** Summary of Public Elementary Education Statistics, Province of Cavite, SY 2013-2014 and SY 2014-2015

2013-2014	Education Statistics	2014-2015
411,262	Enrolment	422,314
10,331	Number of Teachers	9,949
1:40	Teacher-Pupil Ratio	1:42
6,363	Number of Classrooms	6,616
1:65	Classroom-Pupil Ratio	1:64

In 2013, a total of 49,490 pupils graduated from public elementary schools while in 2014, the number increased to 52,145 which is higher by 2,655 or 5.36%. Private schools on the other hand produced 16,428 graduates. In totality, the City of Dasmariñas recorded the most number of graduates (13,036) followed by the cities of Bacoor and Imus with 9,977 and 8,876, respectively (Table 5F).

## Secondary Education

Secondary school in the Philippines, more commonly known as "high school" Filipino: paaralang sekundarya, sometimes mataas na paaralan), consists of four levels largely based on the US school system as it existed until the advent of the comprehensive high schools in the US in the middle of the 20th century. The Philippine high school system has not significantly evolved from where it was when the Philippines achieved independence from the United States in 1946. It then consists of only four levels with each level partially compartmentalized, focusing on a

particular theme or content. The former high school system is now called "Junior High School". Moreover, Senior High School is two years of specialized upper secondary education wherein students may choose a specialization based on aptitude, interest and school capacity. Each student can choose among three tracks: Academic; Technical-Vocational-Livelihood; and Sports and Arts.

In 2014, there are 549 secondary education institutions in the province, 15.30% of the total or 84 are public high schools while 465 (84.70%) are private schools. As reflected in Table 5.G, the City of Dasmariñas has the most number of secondary schools (115), followed by the cities of Bacoor and Imus with 90 and 67 secondary schools, respectively. This is in congruence to the high population in the areas. On the other hand, municipalities with lesser population like Gen. Aguinaldo and Ternate have only 2 high schools each.

School Year 2014-2015 registered 253,191 enrollees in secondary education. Out of the total, 29.35% (74,306) came from private schools while 70.65% or 178,885 enrollees are from public schools. Likewise, the highest number of students is recorded in the City of Dasmariñas followed by the cities of Bacoor and Imus. An increase of 0.09% in the total provincial enrolment is observed from 2013 to 2014. This is equivalent to 217 additional students (Table 5H).

Gen. Aguinaldo having only one private and one public high schools recorded the least number of enrollees at 1,073 or 0.42% of the provincial total. This is followed by Ternate and Magallanes with 0.60% and 0.66%, respectively.

**Table 5G** Number of Secondary Education Institutions by Type, District and City/Municipality, Province of Cavite: SY 2014-2015

City/ Municipality	Public	Private	Total
<b>1<sup>st</sup> District</b>	<b>7</b>	<b>30</b>	<b>37</b>
Cavite City	2	9	11
Kawit	2	8	10
Noveleta	1	7	8
Rosario	2	6	8
<b>2<sup>nd</sup> District</b>	<b>5</b>	<b>85</b>	<b>90</b>
Bacoor	5	85	90
<b>3<sup>rd</sup> District</b>	<b>5</b>	<b>62</b>	<b>67</b>
Imus	5	62	67
<b>4<sup>th</sup> District</b>	<b>10</b>	<b>105</b>	<b>115</b>
City of Dasmariñas	10	105	115
<b>5<sup>th</sup> District</b>	<b>10</b>	<b>63</b>	<b>73</b>
Carmona	1	6	7
Gen. M. Alvarez	2	25	27
Silang	7	32	39
<b>6<sup>th</sup> District</b>	<b>19</b>	<b>70</b>	<b>89</b>
Amadeo	4	2	6
Gen. Trias	6	34	40
Tanza	4	17	21
Trece Martires City	5	17	22
<b>7<sup>th</sup> District</b>	<b>28</b>	<b>50</b>	<b>78</b>
Alfonso	6	6	12
Gen. Emilio Aguinaldo	1	1	2
Indang	2	10	12
Magallanes	2	4	6
Maragondon	5		5
Mendez	3	7	10
Naic	4	11	15
Tagaytay City	3	11	14
Ternate	2		2
<b>Total</b>	<b>84</b>	<b>465</b>	<b>549</b>

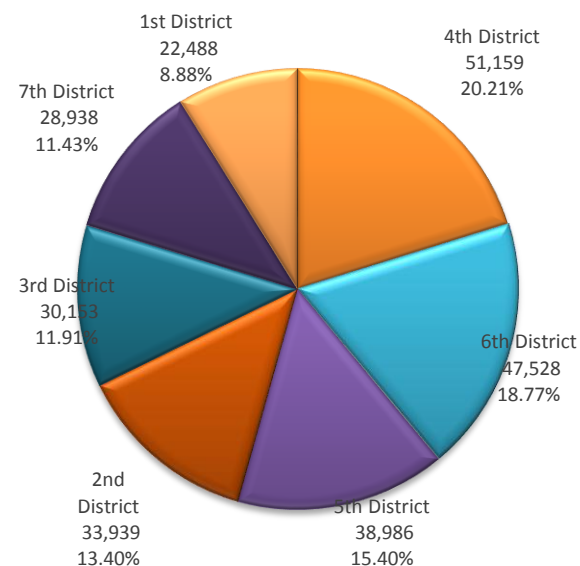
*Source: Department of Education, Division Offices of Cavite, Cities of Dasmariñas, Imus, Bacoor and Cavite*

**Table 5H** Number of Enrolees in Secondary Education Institutions by Type, Sex, District and City/Municipality, Province of Cavite, SY 2014-2015

City/ Municipality	Public			Private			Total		
	Male	Female	Total	Male	Female	Total	Male	Female	Total
<b>1<sup>st</sup> District</b>	<b>9,689</b>	<b>9,535</b>	<b>19,224</b>	<b>1,649</b>	<b>1,615</b>	<b>3,264</b>	<b>11,338</b>	<b>11,150</b>	<b>22,488</b>
Cavite City	3,534	3,556	7,090	391	399	790	3,925	3,955	7,880
Kawit	2,583	2,560	5,143	432	408	840	3,015	2,968	5,983
Noveleta	765	639	1,404	494	458	952	1,259	1,097	2,356
Rosario	2,807	2,780	5,587	332	350	682	3,139	3,130	6,269
<b>2<sup>nd</sup> District</b>	<b>9,088</b>	<b>9,467</b>	<b>18,555</b>	<b>7,754</b>	<b>7,630</b>	<b>15,384</b>	<b>16,842</b>	<b>17,097</b>	<b>33,939</b>
Bacoor	9,088	9,467	18,555	7,754	7,630	15,384	16,842	17,097	33,939
<b>3<sup>rd</sup> District</b>	<b>9,073</b>	<b>8,932</b>	<b>18,005</b>	<b>6,063</b>	<b>6,085</b>	<b>12,148</b>	<b>15,136</b>	<b>15,017</b>	<b>30,153</b>
Imus	9,073	8,932	18,005	6,063	6,085	12,148	15,136	15,017	30,153
<b>4<sup>th</sup> District</b>	<b>17,518</b>	<b>17,755</b>	<b>35,273</b>	<b>8,133</b>	<b>7,753</b>	<b>15,886</b>	<b>25,651</b>	<b>25,508</b>	<b>51,159</b>
City of Dasmariñas	17,518	17,755	35,273	8,133	7,753	15,886	25,651	25,508	51,159
<b>5<sup>th</sup> District</b>	<b>12,685</b>	<b>13,000</b>	<b>25,685</b>	<b>5,871</b>	<b>7,430</b>	<b>13,301</b>	<b>18,556</b>	<b>20,430</b>	<b>38,986</b>
Carmona	2,565	2,478	5,043	212	215	427	2,777	2,693	5,470
Gen. M. Alvarez	4,398	4,471	8,869	1,321	1,219	2,540	5,719	5,690	11,409
Silang	5,722	6,051	11,773	4,338	5,996	10,334	10,060	12,047	22,107
<b>6<sup>th</sup> District</b>	<b>19,691</b>	<b>19,735</b>	<b>39,426</b>	<b>4,268</b>	<b>3,834</b>	<b>8,102</b>	<b>23,959</b>	<b>23,569</b>	<b>47,528</b>
Amadeo	1,218	1,231	2,449	51	37	88	1,269	1,268	2,537
Gen. Trias	6,529	6,494	13,023	2,224	1,964	4,188	8,753	8,458	17,211
Tanza	7,419	7,369	14,788	1,089	963	2,052	8,508	8,332	16,840
Trece Martires City	4,525	4,641	9,166	904	870	1,774	5,429	5,511	10,940
<b>7<sup>th</sup> District</b>	<b>10,339</b>	<b>12,378</b>	<b>22,717</b>	<b>3,187</b>	<b>3,034</b>	<b>6,221</b>	<b>13,526</b>	<b>15,412</b>	<b>28,938</b>
Alfonso	1,488	1,550	3,038	108	69	177	1,596	1,619	3,215
Gen. Emilio Aguinaldo	487	449	936	77	60	137	564	509	1,073
Indang	1,249	1,197	2,446	841	805	1,646	2,090	2,002	4,092
Magallanes	456	382	838	435	402	837	891	784	1,675
Maragondon	1,983	2,124	4,107	-	-	-	1,983	2,124	4,107
Mendez	773	694	1,467	430	414	844	1,203	1,108	2,311
Naic	2,069	1,956	4,025	985	990	1,975	3,054	2,946	6,000
Tagaytay City	1,032	3,319	4,351	311	294	605	1,343	3,613	4,956
Ternate	802	707	1,509	-	-	-	802	707	1,509
<b>Total</b>	<b>88,083</b>	<b>90,802</b>	<b>178,885</b>	<b>36,925</b>	<b>37,381</b>	<b>74,306</b>	<b>125,008</b>	<b>128,183</b>	<b>253,191</b>

Source: Department of Education, Division Offices of Cavite, Cities of Dasmariñas, Imus, Bacoor and Cavite

**Figure 5C** Distribution of Enrolees in Secondary Education by District, Province of Cavite: 2014



The 4<sup>th</sup> District of Cavite recorded the highest number of secondary education enrolees in the province at 20.21% followed by the 6<sup>th</sup> and 5<sup>th</sup> Districts with 18.77% and 15.40%, respectively (Figure 5C and Table 5H).



**Table 5I** Number of Enrollees, Teachers and Classroom Statistics in Public Secondary Schools by District and City/Municipality, Province of Cavite: SY 2014-2015

City/Municipality	No. of Enrollees	No. of Teachers	Teacher-Pupil Ratio	No. of Class-rooms	Classroom-Pupil Ratio
<b>1<sup>st</sup> District</b>	<b>19,224</b>	<b>736</b>	<b>1:26</b>	<b>274</b>	<b>1:70</b>
Cavite City	7,090	293	1:24	112	1:63
Kawit	5,143	198	1:26	74	1:70
Noveleta	1,404	50	1:28	12	1:117
Rosario	5,587	195	1:29	76	1:74
<b>2<sup>nd</sup> District</b>	<b>18,555</b>	<b>561</b>	<b>1:33</b>	<b>232</b>	<b>1:80</b>
City of Bacoor	18,555	561	1:33	232	1:80
<b>3<sup>rd</sup> District</b>	<b>18,005</b>	<b>508</b>	<b>1:35</b>	<b>142</b>	<b>1:127</b>
City of Imus	18,005	508	1:35	142	1:127
<b>4<sup>th</sup> District</b>	<b>35,273</b>	<b>1,226</b>	<b>1:29</b>	<b>281</b>	<b>1:126</b>
City of Dasmariñas	35,273	1,226	1:29	281	1:126
<b>5<sup>th</sup> District</b>	<b>25,685</b>	<b>887</b>	<b>1:29</b>	<b>375</b>	<b>1:68</b>
Carmona	5,043	179	1:28	93	1:54
Gen. M. Alvarez	8,869	289	1:31	76	1:117
Silang	11,773	419	1:28	206	1:57
<b>6<sup>th</sup> District</b>	<b>39,426</b>	<b>1,313</b>	<b>1:30</b>	<b>615</b>	<b>1:64</b>
Amadeo	2,449	108	1:23	64	1:38
Gen. Trias	13,023	393	1:33	166	1:78
Tanza	14,788	529	1:28	239	1:62
Trece Martires City	9,166	283	1:32	146	1:63
<b>7<sup>th</sup> District</b>	<b>22,717</b>	<b>902</b>	<b>1:25</b>	<b>528</b>	<b>1:43</b>
Alfonso	3,038	120	1:25	60	1:51
Gen. Emilio Aguinaldo	936	38	1:25	24	1:39
Indang	2,446	105	1:23	37	1:66
Magallanes	838	41	1:20	24	1:35
Maragondon	4,107	187	1:22	93	1:44
Mendez	1,467	53	1:28	28	1:52
Naic	4,025	125	1:32	77	1:52
Tagaytay City	4,351	203	1:21	149	1:29
Ternate	1,509	30	1:50	36	1:42
<b>Total</b>	<b>178,885</b>	<b>6,133</b>	<b>1:30</b>	<b>2,447</b>	<b>1:73</b>

Source: Department of Education, Division Offices of Cavite, Cities of Dasmariñas, Imus, Bacoor and Cavite

**Figure 5D** Summary of Public Secondary Education Statistics, Province of Cavite, SY 2013-2014 and SY 2014-2015

2013-2014	Education Statistics	2014-2015
178,233	Enrolment	178,885
5,215	Number of Teachers	6,133
1:34	Teacher-Pupil Ratio	1:30
2,288	Number of Classrooms	2,447
1:78	Classroom-Pupil Ratio	1:73

As illustrated in Figure 5D, enrolment in secondary education in SY 2014-2015 increased to 178,885 from 178,233 in SY 2013-2014 which accounts to 0.37% or 652 additional enrollees. The number of teachers also increased by 17.60%, improving the teacher-pupil ratio from 1:34 in SY 2013-2014 to 1:30 in SY 2014-2015. Additional 159 instructional classrooms were also provided. However, the increase is not enough to cover the classroom backlog in the province. Cavite public secondary institutions need 3,976 classrooms to meet the standard requirement of 1:45 (45 students per classroom). Additional 1,529 classrooms need to be constructed to address the issue.

Among the cities and municipalities of the province, Cavite City (24), Amadeo (23), Indang (23), Magallanes (20), Maragondon (22) and Tagaytay City (21) have excessive surplus teacher provision, pupil-teacher ratio of less than 25. Surplus teacher provision (ratio of 25.00-29.99) is observed in Kawit (26), Noveleta (28), Rosario (29), City of Dasmariñas (29), Carmona (28), Silang (28), Tanza (28), Alfonso (25), Gen. Aguinaldo (25) and Mendez (28). Generous teacher provision, ratio of 30.00-34.99 is evidenced in the City of Bacoor (33), Gen. M. Alvarez (31), Gen. Trias (33), Trece Martires City (32) and Naic (32) (Table 5I),

**Table 5J** Number of Graduates in Secondary Education Institutions by Type of School, Sex, District and City/Municipality, Province of Cavite: SY 2013-2014

City /Municipality	Public			Private			Total		
	Male	Female	Total	Male	Female	Total	Male	Female	Total
<b>1<sup>st</sup> District</b>	<b>1,883</b>	<b>1,857</b>	<b>3,740</b>	<b>430</b>	<b>408</b>	<b>838</b>	<b>2,313</b>	<b>2,265</b>	<b>4,578</b>
Cavite City	662	747	1,409	134	106	240	796	853	1,649
Kawit	542	578	1,120	97	86	183	639	664	1,303
Noveleta	167	177	344	110	132	242	277	309	586
Rosario	512	355	867	89	84	173	601	439	1,040
<b>2<sup>nd</sup> District</b>	<b>1,558</b>	<b>1,765</b>	<b>3,323</b>	<b>1,882</b>	<b>1,741</b>	<b>3,623</b>	<b>3,440</b>	<b>3,506</b>	<b>6,946</b>
City of Bacoor	1,558	1,765	3,323	1,882	1,741	3,623	3,440	3,506	6,946
<b>3<sup>rd</sup> District</b>	<b>2,034</b>	<b>2,036</b>	<b>4,070</b>	<b>1,418</b>	<b>1,447</b>	<b>2,865</b>	<b>3,452</b>	<b>3,483</b>	<b>6,935</b>
City of Imus	2,034	2,036	4,070	1,418	1,447	2,865	3,452	3,483	6,935
<b>4<sup>th</sup> District</b>	<b>3,410</b>	<b>3,867</b>	<b>7,277</b>	<b>1,960</b>	<b>1,864</b>	<b>3,824</b>	<b>5,370</b>	<b>5,731</b>	<b>11,101</b>
City of Dasmariñas	3,410	3,867	7,277	1,960	1,864	3,824	5,370	5,731	11,101
<b>5<sup>th</sup> District</b>	<b>2,431</b>	<b>2,728</b>	<b>5,159</b>	<b>1,441</b>	<b>1,829</b>	<b>3,270</b>	<b>3,872</b>	<b>4,557</b>	<b>8,429</b>
Carmona	438	557	995	65	51	116	503	608	1,111
Gen. M. Alvarez	823	844	1,667	372	389	761	1,195	1,233	2,428
Silang	1,170	1,327	2,497	1,004	1,389	2,393	2,174	2,716	4,890
<b>6<sup>th</sup> District</b>	<b>3,700</b>	<b>3,980</b>	<b>7,680</b>	<b>981</b>	<b>930</b>	<b>1,911</b>	<b>4,681</b>	<b>4,910</b>	<b>9,591</b>
Amadeo	282	291	573	24	39	63	306	330	636
Gen. Trias	1,118	1,298	2,416	437	406	843	1,555	1,704	3,259
Tanza	1,397	1,505	2,902	279	285	564	1,676	1,790	3,466
Trece Martires City	903	886	1,789	241	200	441	1,144	1,086	2,230
<b>7<sup>th</sup> District</b>	<b>2,733</b>	<b>2,811</b>	<b>5,544</b>	<b>853</b>	<b>813</b>	<b>1,666</b>	<b>3,586</b>	<b>3,624</b>	<b>7,210</b>
Alfonso	344	368	712	125	114	239	469	482	951
Gen. Emilio Aguinaldo	109	133	242	21	19	40	130	152	282
Indang	291	287	578	197	211	408	488	498	986
Magallanes	120	133	253	105	83	188	225	216	441
Maragondon	527	508	1,035	-	-	-	527	508	1,035
Mendez	155	164	319	89	93	182	244	257	501
Naic	347	364	711	233	217	450	580	581	1,161
Tagaytay City	649	694	1,343	83	76	159	732	770	1,502
Ternate	191	160	351	-	-	-	191	160	351
<b>Total</b>	<b>17,749</b>	<b>19,044</b>	<b>36,793</b>	<b>8,965</b>	<b>9,032</b>	<b>17,997</b>	<b>26,714</b>	<b>28,076</b>	<b>54,790</b>

Source: Department of Education, Division Offices of Cavite, Cities of Dasmariñas, Imus, Bacoor and Cavite

The City of Imus is within the national mean ratio of 1:35. Moreover, the municipality of Ternate is experiencing severe teacher shortage, one teacher for every 50 students.

Classroom-pupil ratio in every city/municipality shows that 13 municipalities did not meet the provisions of Republic Act 7880 – schools with severe shortage of classroom (schools with more than 56 pupils in every classroom). Topping the list is the City of Imus (127) followed by City of Dasmariñas (126), Noveleta and Gen. M. Alvarez (117), City of Bacoor (80), Gen. Trias (78), Rosario (74), Kawit (70), Indang (66), Cavite city and Trece Martires City (63) Tanza (62 and Silang (57). Six municipalities met the provisions of the Act, ratios of less than 45 per classroom - Tagaytay City (29), Magallanes (35), Amadeo (38), Gen. Emilio Aguinaldo (39), Ternate (42) and Maragondon (44). The remaining municipalities of Alfonso, Naic, Mendez and Carmona have 51-54 pupils in every classroom (Table 5I).

For SY 2013-2014, Cavite produced 54,790 graduates of secondary education. Out of the total, 36,793 graduates which account to 67.15% are from public high schools while the remaining 32.85% (17,997) are from private schools. The City of Dasmariñas having the biggest enrolment among the municipalities produce the highest number of graduates followed by the cities of Bacoor and Imus. Gen. Emilio Aguinaldo has the least number of graduates (282) representing only 0.51% of the total (Table 5J).

## Technical and Vocational Education

The Technical Education and Skills Development Authority was established through the enactment of Republic Act No. 7796 authored by Senator Francisco Tatad otherwise known as the "Technical Education and Skills Development Act of 1994", which was signed into law by President Fidel V. Ramos on August 25, 1994. This Act aims to encourage the full participation of and mobilize the industry, labor, local government units and technical-vocational institutions in the skills development of the country's human resources.

The merging of the National Manpower and Youth Council (NMYC) of the Department of Labor and Employment (DOLE), the Bureau of Technical and Vocational Education (BTVE) of the Department of Education, Culture and Sports (DECS), and the Apprenticeship Program of the Bureau of Local Employment (BLE) of DOLE gave birth to TESDA.

The fusion of the above offices was one of the key recommendations of the 1991 Report of the Congressional Commission on Education, which undertook a national review of the state of Philippine education and manpower development. It was meant to reduce overlapping in skills development activities initiated by various public and private sector agencies, and to provide national directions for the country's technical-vocational education and training (TVET) system. Hence, a major thrust of TESDA is the formulation of a comprehensive development plan for middle-level manpower based on the National Technical Education and Skills Development Plan. This plan shall provide for a reformed industry-based training program that includes apprenticeship, dual training system and other similar schemes (TESDA website).

TVET programs are delivered through various modalities which includes school-based, center-based, community-based and enterprise-based trainings. School-based program refers to the direct delivery or provision of TVET programs by the TESDA-administered schools. Center-based programs refer to training provisions being undertaken in the TESDA training centers.

Moreover, community-based Training for Enterprise Development Program is primarily addressed to the poor and marginal groups, those who cannot access, or are not accessible by formal training provisions. They have low skills, limited management abilities, and have few economic options. They have no access to capital – most of them are unqualified for formal credit programs. The program goes further than just mere skills training provision. It is purposively designed to catalyze the creation of livelihood enterprises that shall be implemented by the trainees, immediately after the training. Likewise, it is designed to assist partner agencies such as LGUs, NGOs, people organizations and other agencies organizations with mission to help the poor get into productive undertakings to help themselves and their communities. On the other hand, Enterprise-Based Programs are training program being implemented within companies/firms. These programs can be any of the following:

- Apprenticeship Program is a training and employment program involving a contract between an apprentice and an employer on an approved apprenticeable occupation. Generally, it aims to provide a mechanism that will ensure availability of qualified skilled workers based on industry requirements. The period of apprenticeship covers a minimum of four months and a maximum of six months. Only companies with approved and registered apprenticeship apprenticeship

programs under TESDA can be hire apprentices.

- Learnership Program is a practical training on-the-job for approved learnable occupations, for a period not exceeding three months. Only companies with TESDA approved and registered learnership programs can hire learners.
- Dual Training System (DTS) is an instructional mode of delivery for technology-based education and training in which learning takes place alternately in two venues: the school or training center and the company.

One of the strategic approaches on this program is the conversion of selected industry practices/programs registered under the apprenticeship program into DTS modality.

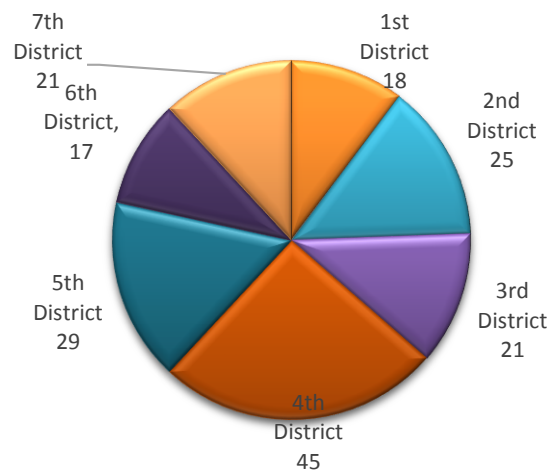
In 2014, there are 176 TVET institutions in Cavite. Out of this total, 172 or 97.73% are private and only 2.27% or 4 are government-run training centers. The City of Dasmariñas (4<sup>th</sup> District) recorded the highest number of TVET institutions in the province with 46 which accounts to 25.57%, followed by the 5<sup>th</sup> District with 29 (16.48%) and 2<sup>nd</sup> District with 25 (14.20%) (Figure 5E and Table 5K).

**Table 5K** Number of Technical Education and Skills Development Authority (TESDA) Accredited Technical/Vocational Education Institutions by Sector Type and City/Municipality, Province of Cavite: 2014

City / Municipality	Private	Public	Total
<b>1<sup>st</sup> District</b>	<b>17</b>	<b>1</b>	<b>18</b>
Cavite City	5	-	5
Kawit	2	-	2
Noveleta	3	-	3
Rosario	7	1	8
<b>2<sup>nd</sup> District</b>	<b>25</b>	<b>-</b>	<b>25</b>
City of Bacoor	25	-	25
<b>3<sup>rd</sup> District</b>	<b>21</b>	<b>-</b>	<b>21</b>
City of Imus	21	-	21
<b>4<sup>th</sup> District</b>	<b>43</b>	<b>2</b>	<b>45</b>
City of Dasmariñas	43	2	45
<b>5<sup>th</sup> District</b>	<b>29</b>	<b>0</b>	<b>29</b>
Carmona	4	-	4
Gen. M. Alvarez	9	-	9
Silang	16	-	16
<b>6<sup>th</sup> District</b>	<b>17</b>	<b>0</b>	<b>17</b>
Amadeo	-	-	-
Gen. Trias	9	-	9
Tanza	5	-	5
Trece Martires City	3	-	3
<b>7<sup>th</sup> District</b>	<b>20</b>	<b>1</b>	<b>21</b>
Alfonso	4	-	4
Gen. Emilio Aguinaldo	-	-	-
Indang	-	1	1
Magallanes	-	-	-
Maragondon	1	-	1
Mendez	-	-	-
Naic	5	-	5
Tagaytay City	9	-	9
Ternate	1	-	1
<b>TOTAL</b>	<b>172</b>	<b>4</b>	<b>176</b>

Source: Technical Education and Skills Development Authority, Cavite

**Figure 5E** Distribution of Technical/Vocational Education Institutions by District, Province of Cavite: 2014



In 2014, enrolment in TVET programs increased to 66,371 from 61,384 in 2013 which accounts to 8.12% equivalent to 4,987 additional enrollees. Out of the total enrolled, 87.57% graduated while only 53.87% of the graduates were assessed. Moreover, 88.54% of the assessed were certified. Though not all of the TVET program graduates were assessed and certified, still 56.58% of the graduates got employed – 53.57% are placed in wage employment and 38.53% are self-employed (Table 5L).

#### TVET programs training modalities

- School-based
- Center-based
- Enterprise-based
- Community-based

**Table 5L** Key Performance Indicators of Technical/Vocational Education Training (TVET) Programs, Technical Education and Skills Development Authority – Cavite: 2013 and 2014

Key Performance indicator	2013	2014
No. of Enrolled in TVET programs	61,384	66,371
No. of Graduates in TVET programs	55,809	58,123
No. of Assessed in TVET programs	29,936	31,313
No. of Certified in TVET programs	22,956	27,725
No. of Employed in TVET programs	33,579	32,885
No. of Employed in TVET programs	18,471	17,616
No. of TVET graduates placed in wage-employment	15,108	12,669
No. of self-employed TVET graduates tracked	55,809	66,371

Source: Technical Education and Skills Development Authority, Cavite

## Higher Education

Higher education, post-secondary education, or third level education is the non-compulsory educational level that follows the completion of a school providing a secondary education, such as a high school or secondary school. Tertiary education is normally taken to include undergraduate and postgraduate education, as well as vocational education and training. Colleges and universities are the main institutions that provide tertiary education. Collectively, these are sometimes known as tertiary institutions. Tertiary education generally results in the receipt of certificates, diplomas, or academic degrees.

The Commission on Higher Education (CHED) is responsible in the formulation and implementation of policies, plans and programs for the development and efficient operation of the higher education system in the country. Its delivery is provided by private and public higher education institutions (HEIs). These HEIs are either colleges or universities, and are generally classified as public or private.

Programs in HEIs are categorized by CHED as follows: pre-baccalaureate, baccalaureate, post-baccalaureate, masteral and doctoral programs. Pre-baccalaureate refers to education and/or coursework taken before the bachelor's degree. Baccalaureate or bachelor's degree is an academic degree conferred on someone who has successfully completed undergraduate studies that generally lasts for four, or in some cases and countries, five or six years. Some colleges and universities offer programs for which a first undergraduate degree is a pre-requisite, but which are usually not considered traditional graduate education. Such programs are sometimes offered under the umbrella of continuing education and may lead to a second undergraduate degree, a certificate or credential, or to a pre-medical master's degree in a field such as biomedical or health sciences. These are

commonly referred to as post-baccalaureate programs. Such courses of study may be used to prepare students for graduate or professional or for a different career or profession. A master's degree on the other hand is a type of graduate/academic degree granted to individuals who have undergone study demonstrating a mastery or high-order overview of a specific field of study or area of professional practice. Within the area studied, graduates are posited to possess advanced knowledge of a specialized body of theoretical and applied topics; high order skills in analysis, critical evaluation or professional application; and the ability to solve complex problems and think rigorously and independently. They are awarded after graduation from university. Moreover, a doctorate is an academic degree or professional degree that, in most countries, qualifies the holder to teach in the specific field of their certificate (Wikipedia).

### Private Higher Education Institutions

Private HEIs are established under the Corporation Code and are governed by special laws and general provisions of this Code. Those under non-sectarian are duly incorporated, owned and operated by private entities that are not affiliated to any religious organization. Non-sectarian private schools are corporations licensed by the Securities and Exchange Commission. Some are also registered on the Philippine Stock Exchange. Those under sectarian are usually non-stock, non-profit, duly incorporated, owned and operated by a religious organization.

Generally, private HEIs are covered by the policies, standards and guidelines (PSGs) set by CHED in terms of program offerings, curriculum, and administration and faculty academic qualifications, among others. Officials or owners of private HEIs usually manage their internal

organizations and implement the PSGs formulated by CHED.

### Public Higher Education Institutions

The State Universities and Colleges (SUCs) are chartered public higher education institutions established by law, administered and financially subsidized by the government. SUCs have their own charters. The Board of Regents (BOR) for state universities and a Board of Trustees (BOT) for state colleges maintain the formulation and approval of policies, rules and standards in SUCs. The Chairman of CHED heads these boards. However, CHED Order No. 31 series of 2001 of the Commission en banc, also authorizes CHED Commissioners to head the BOR/ BOT of SUCs. Implementation of policies and management are vested on the president, staff, and support units of the public higher education institutions.

The local universities and colleges (LUCs) are those established by the local government through resolutions or ordinances. LUCs are financially supported by the local government concerned. A CHED Supervised Institution (CSI) is non-chartered public post-secondary education institution established by law, administered, supervised and financially supported by government. Other government schools (OGS) are public secondary and post-secondary education institutions, usually technical-vocational education institutions that offer higher education programs. Special HEIs are directly under the government agency stipulated in the law that created them. They provide specialized training in areas such as military science and national defense.



**Table 5M** Number of Higher Education Institutions by Sector Type and City/Municipality, Province of Cavite: AY 2014-2015

City /Municipality	Public	Private	Total
<b>1<sup>st</sup> District</b>	<b>2</b>	<b>3</b>	<b>5</b>
Cavite City	1	2	3
Kawit	0	0	0
Noveleta	0	0	0
Rosario	1	1	2
<b>2<sup>nd</sup> District</b>	<b>1</b>	<b>7</b>	<b>8</b>
City of Bacoor	1	7	8
<b>3<sup>rd</sup> District</b>	<b>1</b>	<b>5</b>	<b>6</b>
City of Imus	1	5	6
<b>4<sup>th</sup> District</b>	<b>1</b>	<b>17</b>	<b>18</b>
City of Dasmariñas	1	17	18
<b>5<sup>th</sup> District</b>	<b>4</b>	<b>9</b>	<b>13</b>
Carmona	1	1	2
Gen. M. Alvarez	1	1	2
Silang	2	7	9
<b>6<sup>th</sup> District</b>	<b>4</b>	<b>7</b>	<b>11</b>
Amadeo	0	1	1
Gen. Trias	1	3	4
Tanza	1	2	3
Trece Martires City	2	1	3
<b>7<sup>th</sup> District</b>	<b>5</b>	<b>8</b>	<b>13</b>
Alfonso	1	0	1
Gen. Emilio Aguinaldo	0	0	0
Indang	1	0	1
Magallanes	0	2	2
Maragondon	1	0	1
Mendez	0	0	0
Naic	1	2	3
Tagaytay City	1	3	4
Ternate	0	1	1
<b>Total</b>	<b>18</b>	<b>56</b>	<b>74</b>

Source: Commission on Higher Education and Higher Education Institutions

**Table 5N** Distribution of Higher Education Institutions by Sector Type and District, Province of Cavite: AY 2014-2015

District	Public						Private	Total
	SUCs			LUCs	Special	Total		
	Main	Satellite Campuses	Sub- total					
1 <sup>st</sup> District		2	2			2	3	5
2 <sup>nd</sup> District		1	1			1	7	8
3 <sup>rd</sup> District		1	1			1	5	6
4 <sup>th</sup> District		1	1			1	17	18
5 <sup>th</sup> District		3	3		1	4	9	13
6 <sup>th</sup> District		3	3	1		4	7	11
7 <sup>th</sup> District	1	3	4	1		5	8	13
Total	1	14	15	2	1	18	56	74

Source: Commission on Higher Education and Higher Education Institutions

### Schools, Enrolment and Graduates

In 2014, there are 74 higher education institutions in Cavite. 56 institutions or 75.68% of the total are private and 18 or 24.32% are public (Table 5M).

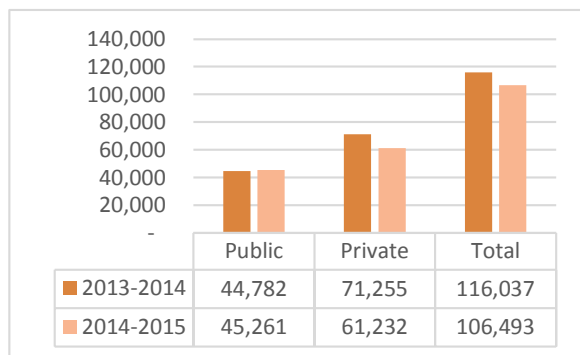
Public higher education institutions include the main campus of Cavite's very own Cavite State University and its ten satellite campuses; satellite campuses of Polytechnic University of the Philippines (2), Technological University of the Philippines (1) and Eulogio Amang Rodriguez Institute of Science and Technology (1); LUCs of Tagaytay City and Trece Martires City; and the Philippine National Police Academy, a special HEI located in Silang (Table 5N).

For Academic Year 2014-2015, enrolment in all disciplines totaled to 10,042 in pre-baccalaureate program, 106, 493 in baccalaureate, 284 in post-baccalaureate, 3,219 in masteral and 1,736 in doctoral programs (Table 5Q).

Enrolment in the pre-baccalaureate program is highest in Technological University of the Philippines-Cavite with 2,247, followed by Cavite State University-Rosario and City College of Tagaytay with 958 and 551 enrollees, respectively. For the baccalaureate program, Cavite State University-Main has the most number of enrollees (16,909). Following the list are De La Salle University-Dasmariñas (13,348), Lyceum of the Philippines University (9,278), PNTC Colleges (4,634) and National College of Science and Technology (4,307).

De La Salle University- Dasmariñas also recorded the highest number of enrollees in the post-baccalaureate and masteral programs. Moreover, for the doctorate program, the top three HEIs with the largest enrolment are De La Salle Health Sciences Institute, Philippine Christian University and De La Salle University-Dasmariñas with 1,150, 149 and 116 enrollees, respectively.

**Figure 5F** Number of Enrolment in Baccalaureate Program by Academic Year, Province of Cavite AYs 2013-2014 and 2014-2015



**Table 5O** Number of Higher Education Institutions and Enrolment in Baccalaureate Program by Institution Type, Province of Cavite: AY 2014-2015

Institution Type	No. of HEIs	Enrolment	% Share
Private HEIs	56	61,232	57.50
SUCs	15	40,623	38.15
LUCs	2	3,813	3.58
Special HEIs	1	825	0.77
<b>Total</b>	<b>74</b>	<b>106,493</b>	<b>100.00</b>

*Source: Commission on Higher Education and Higher Education Institutions*

Enrolment in baccalaureate program in public HEIs slightly increased by 1.07% from 44,782 in AY 2013-2014 to 45,261 in AY 2014-2015. On the other hand, enrolment in private HEIs decreased by 14.07% from 71,255 in AY 2013-2014 to 61,232 in AY 2014-2015 (Figure 5F). However, despite the decrease, private HEIs still hold 57.50% of the total provincial enrolment for the academic year.

Around 38% are enrolled in state universities and colleges and 3.58% in the local universities and colleges. Nearly 1% are in special higher education institution, the Philippine National Police Academy (Table 5O).

Higher education graduates in all disciplines of baccalaureate program increased by 7.88% from 11,425 in AY 2012-2013 to 12,325 in AY 2013-2014.

In public HEIs, the number of graduates produced increased by 16.02% from 3,777 in AY 2012-2013 to 4,382 in AY 2013-2014. On the other hand, graduates in private HEIs, increased by 3.86% from 7,648 in AY 2012-2013 to 7,943 in AY 2013-2014 (Figure 5G). Graduates in private HEIs accounts to 64.45% of the provincial total. The rest is divided among SUCs (32.11%), LUCs (1.80%) and special HEI (1.64%) (Table 5P).

**Table 5P** Number of Higher Education Institutions and Graduates in Baccalaureate Program by Institution Type, Province of Cavite: AY 2013-2014

Institution Type	No. of HEIs	No. of Graduates	% Share
Private HEIs	56	7,943	64.45
SUCs	15	3,958	32.11
LUCs	2	222	1.80
Special HEIs	1	202	1.64
<b>Total</b>	<b>74</b>	<b>12,325</b>	<b>100.00</b>

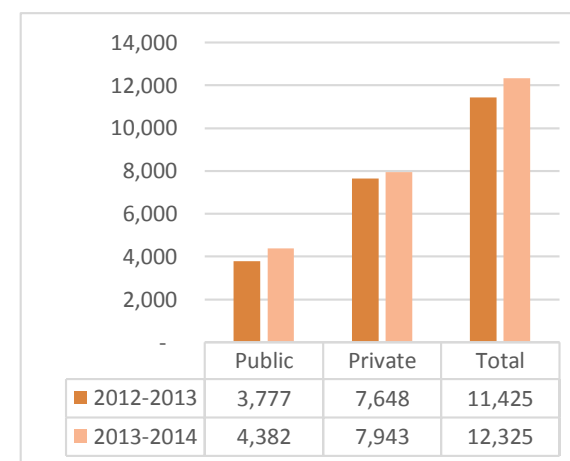
*Source: Commission on Higher Education and Higher Education Institutions*

Among the 74 HEIs in the province, Technological University of the Philippines-Cavite has the most number of graduates in pre-baccalaureate program followed by Cavite State University-Main and Eulogio "Amang" Rodriguez Institute of

Science and Technology with 530, 313 and 251 graduate, respectively. In baccalaureate program, the highest number of graduates is recorded in De La Salle University-Dasmariñas with 2,048 followed by Lyceum of the Philippines University at 1,175 and Cavite State University-Main with 1,168. For the post-baccalaureate program, the top three producers of graduates are De La Salle University-Dasmariñas (62), Cavite State University-Naic (20) and Adventist International Institute of Advanced Studies (8).

For the masteral degree program, Adventist International Institute of Advanced Studies has the most number of graduates at 125, next is Philippine Christian University (74) and Adventist University of the Philippines (72). Moreover, De La Salle Health Sciences Institute produced the highest graduates in the doctoral program followed by Adventist International Institute of Advance Studies and Cavite State University-Main with 208, 18 and 14, respectively (Table 5R).

**Figure 5G** Number of Graduates in Baccalaureate Program by Sector Type, Province of Cavite: AY 2012-2013 and AY 2013-2014



**Table 5Q** Enrolment in Higher Education Institutions (HEIs) by School, Program Category, Sex and District/City/Municipality, Province of Cavite: AY 2014-2015

City/ Municipality	Name of School	Pre-Baccalaureate			Baccalaureate			Post-Baccalaureate			Masteral Degree			Doctoral		
		Male	Female	Total	Male	Female	Total	Male	Female	Total	Male	Female	Total	Male	Female	Total
<b>1<sup>st</sup> District</b>		<b>971</b>	<b>434</b>	<b>1,405</b>	<b>3,294</b>	<b>4,390</b>	<b>7,684</b>	<b>3</b>	<b>18</b>	<b>21</b>	<b>12</b>	<b>44</b>	<b>56</b>	<b>-</b>	<b>-</b>	<b>-</b>
Cavite City	1. Cavite State University-Cavite City	158	108	266	811	1,322	2,133	1	14	15			-			-
	2. St. Joseph College - Cavite		7	7	34	99	133	2	4	6	12	44	56			-
	3. San Sebastian College - Recoletos de Cavite	26	11	37	941	1,175	2,116			-			-			-
	4. Cavite State University-Rosario	718	240	958	1,227	1,502	2,729			-			-			-
	5. STI College - Rosario	69	68	137	281	292	573			-			-			-
<b>2<sup>nd</sup> District</b>		<b>497</b>	<b>300</b>	<b>797</b>	<b>3,408</b>	<b>4,772</b>	<b>8,180</b>	<b>-</b>	<b>14</b>	<b>14</b>	<b>-</b>	<b>-</b>	<b>-</b>	<b>-</b>	<b>-</b>	<b>-</b>
City of Bacoor	6. Cavite State University-Bacoor			-	611	983	1,594			-			-			-
	7. ISHRM School System	275	168	443	504	773	1,277			-			-			-
	8. PIMSAT College			-	38	52	90			-			-			-
	9. Saint Francis of Assisi College	6	9	15			-			-			-			-
	10. St. Dominic College of Asia	14	18	32	723	1,268	1,991			-			-			-
	11. STI College - Bacoor	138	59	197	361	300	661			-			-			-
	12. The Bearer of Light and Wisdom Colleges	6	3	9	40	61	101			-			-			-
	13. University of Perpetual Help of Rizal - Molino Campus	58	43	101	1,131	1,335	2,466	-	14	14			-			-
<b>3<sup>rd</sup> District</b>		<b>304</b>	<b>335</b>	<b>639</b>	<b>2,110</b>	<b>4,200</b>	<b>6,310</b>	<b>2</b>	<b>4</b>	<b>6</b>	<b>-</b>	<b>-</b>	<b>-</b>	<b>-</b>	<b>-</b>	<b>-</b>
City of Imus	14. Cavite State University-Imus	41	12	53	1,449	2,650	4,099			-			-			-
	15. Colegio de Porta Vaga	91	80	171	61	77	138			-			-			-
	16. Imus Institute	10	8	18	283	513	796	2	4	6			-			-
	17. Montessori Professional College - Imus	148	229	377	267	812	1,079			-			-			-
	18. Southern Philippines Institute of Science and Technology	14	6	20	37	107	144			-			-			-
	19. Unida Christian College			-	13	41	54			-			-			-
<b>4<sup>th</sup> District</b>		<b>2,548</b>	<b>1,178</b>	<b>3,726</b>	<b>15,925</b>	<b>14,692</b>	<b>30,617</b>	<b>29</b>	<b>82</b>	<b>111</b>	<b>446</b>	<b>1,124</b>	<b>1,570</b>	<b>559</b>	<b>856</b>	<b>1,415</b>
City of Dasmariñas	20. AMA Computer College - Dasmariñas			-	249	500	749			-			-			-
	21. Brookfield College	27	21	48	4	6	10			-			-			-
	22. De La Salle University - Dasmariñas	396	127	523	5,729	7,619	13,348	22	71	93	307	671	978	35	81	116
	23. De La Salle Health Sciences Institute	-	2	2	774	1,376	2,150			-	11	26	37	476	674	1,150

City/ Municipality	Name of School	Pre-Baccalaureate			Baccalaureate			Post-Baccalaureate			Masteral Degree			Doctoral		
		Male	Female	Total	Male	Female	Total	Male	Female	Total	Male	Female	Total	Male	Female	Total
	24. ISHRM School-Dasma	78	79	157	40	54	94			-			-			-
	25. Emilio Aguinaldo College	34	35	69	907	1,132	2,039	7	11	18			-			-
	26. Far Eastern Polytechnic College	59	44	103	94	165	259			-			-			-
	27. Immanuel College of Theology			-	12	5	17			-			-			-
	28. National College of Science and Technology	217	165	382	2,309	1,998	4,307			-			-			-
	29. Oxfordian College			-	37	91	128			-			-			-
	30. Philippine Christian University	4	6	10	213	347	560			-	116	426	542	48	101	149
	31. PNTC Colleges			-	4,416	218	4,634			-			-			-
	32. PTS College & Advanced Studies (Presbyterian Theological Seminary)			-	28	42	70			-	12	1	13			-
	33. Rosario College of Business, Arts and Tourism, Inc.				14	24	38									
	34. Saint Jude College			-	46	84	130			-			-			-
	35. Southern Luzon College of Business, Maritime, Science and Technology	20	6	26	36		36			-			-			-
	36. STI College - Dasmariñas	110	49	159	778	764	1,542			-			-			-
	37. Technological University of the Philippines - Cavite	1,603	644	2,247	239	267	506			-			-			-
5 <sup>th</sup> District		686	417	1,103	7,231	9,166	16,397	11	7	18	356	463	819	129	108	237
Carmona	38. Cavite State University-Carmona	62	24	86	868	1,214	2,082			-			-			-
Gen. Mariano Alvarez	39. STI Education Services Group,	92	42	134	353	322	675			-	25	13	38			-
	40. Eulogio "Amang" Rodriguez Institute of Science and Technology				1,392	1,868	3,260			-	68	201	269	18	44	62
Silang	41. University of Perpetual Help System - GMA			-	461	647	1,108			-			-			-
	42. Adventist International Institute of Advanced Studies			-			-	11	7	18	173	81	254	85	25	110
	43. Adventist University of the Philippines	196	147	343	1,678	2,005	3,683			-	90	168	258	26	39	65
	44. Cavite State University-Silang															
	45. Far Eastern University - Cavite	193	157	350	943	1,908	2,851			-			-			-
	46. Philippine Missionary Institute			-	315	564	879			-			-			-
				-	138	82	220			-			-			-

City/ Municipality	Name of School	Pre-Baccalaureate			Baccalaureate			Post-Baccalaureate			Masteral Degree			Doctoral		
		Male	Female	Total	Male	Female	Total	Male	Female	Total	Male	Female	Total	Male	Female	Total
	47. Philippine National Police Academy			-	718	107	825			-			-			-
	48. Rogationist College	143	47	190	243	415	658			-			-			-
	49. Saint Paul Seminary			-	108	8	116			-			-			-
	50. South Forbes City College				14	26	40									
<b>6<sup>th</sup> District</b>		<b>281</b>	<b>341</b>	<b>622</b>	<b>5,134</b>	<b>6,498</b>	<b>11,632</b>	<b>-</b>	<b>-</b>	<b>-</b>	<b>-</b>	<b>-</b>	<b>-</b>	<b>-</b>	<b>-</b>	<b>-</b>
Amadeo	51. Jesus Reigns Christian College-Amadeo Foundation	47	96	143			-			-			-			-
Gen. Trias	52. Ebenezer International Colleges	1	7	8	2	14	16			-			-			-
	53. Cavite State University-Gen. Trias	73	71	144	17	128	145			-			-			-
	54. Lyceum of the Philippines University			-	4,232	5,046	9,278			-			-			-
Tanza	55. Young Ji College				21	24	45									
	56. Cavite State University-Tanza	16	15	31	80	118	198			-			-			-
	57. Far East Asia Pacific Institute			-	1	26	27									
	58. Power School of Technology	32	24	56	78	137	215			-			-			-
Trece Martires City	59. Cavite State University-Trece Martires City	101	89	190	174	239	413			-			-			-
	60. Colegio de Amore			-	159	125	284			-			-			-
	61. Trece Martires City College	11	39	50	370	641	1,011			-			-			-
<b>7<sup>th</sup> District</b>		<b>1,053</b>	<b>697</b>	<b>1,750</b>	<b>10,563</b>	<b>15,110</b>	<b>25,673</b>	<b>34</b>	<b>80</b>	<b>114</b>	<b>224</b>	<b>550</b>	<b>774</b>	<b>27</b>	<b>57</b>	<b>84</b>
Alfonso	62. Polytechnic University of the Philippines-Alfonso Campus			-	113	187	300			-						
Indang	63. Cavite State University-Main	168	117	285	7,241	9,668	16,909	28	59	87	92	258	350	24	22	46
Magallanes	64. Cavite West Point College-Magallanes Inc.	39	16	55	30	40	70			-			-			-
	65. Kurios Christian College			-	56	57	113			-			-			-
Maragondon	66. Polytechnic University of the Philippines-Maragondon	207	234	441	754	1,094	1,848			-			-			-
Naic	67. Cavite State University-Naic	218	77	295	419	1,137	1,556	6	21	27			-			-
	68. Granby College of Science and Technology			-	137	232	369			-			-			-
	69. Western Colleges	16	11	27	110	337	447			-	67	288	355	3	35	38
Tagaytay City	70. City College of Tagaytay	339	212	551	1,098	1,704	2,802			-			-			-
	71. Divine Word Seminary			-	84		84			-	65	4	69			-
	72. Olivarez College - Tagaytay	25	22	47	194	260	454			-			-			-
	73. STI College - Tagaytay			-	78	57	135			-			-			-
Ternate	74. Cavite West Point College	41	8	49	249	337	586			-			-			-
<b>Total</b>		<b>6,340</b>	<b>3,702</b>	<b>10,042</b>	<b>47,665</b>	<b>58,828</b>	<b>106,493</b>	<b>79</b>	<b>205</b>	<b>284</b>	<b>1,038</b>	<b>2,181</b>	<b>3,219</b>	<b>715</b>	<b>1,021</b>	<b>1,736</b>

Source: Commission on Higher Education and Higher Education Institutions



**Table 5R** Number of Graduates in Higher Education Institutions (HEIs) by School, Program Category, Sex and District/City/Municipality, Province of Cavite: AY 2013-2014

City/ Municipality	Name of School	Pre-Baccalaureate			Baccalaureate			Post-Baccalaureate			Masteral Degree			Doctoral		
		Male	Female	Total	Male	Female	Total	Male	Female	Total	Male	Female	Total	Male	Female	Total
<b>1<sup>st</sup> District</b>		<b>306</b>	<b>87</b>	<b>393</b>	<b>516</b>	<b>780</b>	<b>1,296</b>	-	-	-	<b>1</b>	<b>11</b>	<b>12</b>	-	-	-
Cavite City	1. Cavite State University-Cavite City	75	37	112	164	281	445			-			-			-
	2. St. Joseph College - Cavite			-	14	32	46			-	1	11	12			-
	3. San Sebastian College - Recoletos de Cavite	3	4	7	147	231	378			-			-			-
	4. Cavite State University-Rosario	193	10	203	163	207	370			-			-			-
	5. STI College - Rosario	35	36	71	28	29	57			-			-			-
<b>2<sup>nd</sup> District</b>		<b>149</b>	<b>114</b>	<b>263</b>	<b>369</b>	<b>527</b>	<b>896</b>	-	-	-	-	-	-	-	-	-
City of Bacoor	6. Cavite State University-Bacoor			-	31	54	85			-			-			-
	7. ISHRM School System	84	83	167	87	142	229			-			-			-
	8. PIMSAT College			-			-			-			-			-
	9. Saint Francis of Assisi	4	1	5	9	17	26			-			-			-
	10. St. Dominic College of Asia			-	65	112	177			-			-			-
	11. STI College - Bacoor	39	17	56	68	56	124			-			-			-
	12. The Bearer of Light and Wisdom Colleges			-			-			-			-			-
	13. University of Perpetual Help of Rizal - Molino Campus	22	13	35	109	146	255			-			-			-
<b>3<sup>rd</sup> District</b>		<b>76</b>	<b>141</b>	<b>217</b>	<b>257</b>	<b>500</b>	<b>757</b>	-	-	-	-	-	-	-	-	-
City of Imus	14. Cavite State University-Imus	14	8	22	146	232	378			-			-			-
	15. Colegio de Porta Vaga	35	37	72	4	11	15			-			-			-
	16. Imus Institute	2		2	42	71	113			-			-			-
	17. Montessori Professional College - Imus	25	96	121	56	144	200			-			-			-
	18. Southern Philippines Institute of Science and			-	5	26	31			-			-			-
	19. Unida Christian College			-	4	16	20			-			-			-
<b>4<sup>th</sup> District</b>		<b>575</b>	<b>322</b>	<b>897</b>	<b>1,793</b>	<b>2,043</b>	<b>3,836</b>	<b>33</b>	<b>29</b>	<b>62</b>	<b>45</b>	<b>73</b>	<b>118</b>	<b>79</b>	<b>137</b>	<b>216</b>
City of Dasmariñas	20. AMA Computer College - Dasmariñas			-	67	47	114			-			-			-
	21. Brookfield College	31	9	40	1		1			-			-			-
	22. De La Salle University - Dasmariñas	41	18	59	943	1,105	2,048	33	29	62	25	17	42	2	6	8
	23. De La Salle Health Sciences Institute	-	3	3	112	237	349			-	1	1	2	77	131	208
	24. ISHRM School-Dasma	-		-	8	20	28			-			-			-
	25. Emilio Aguinaldo College	15	10	25	80	132	212			-			-			-
	26. Far Eastern Polytechnic College	36	11	47	18	16	34			-			-			-

City/ Municipality	Name of School	Pre-Baccalaureate			Baccalaureate			Post-Baccalaureate			Masteral Degree			Doctoral		
		Male	Female	Total	Male	Female	Total	Male	Female	Total	Male	Female	Total	Male	Female	Total
	27. Immanuel College of Theology			-			-			-			-			-
	28. National College of Science and Technology	59	59	118	300	305	605			-			-			-
	29. Oxfordian College			-	4	5	9			-			-			-
	30. Philippine Christian University	3	3	6	41	69	110			-	19	55	74			-
	31. PNTC Colleges			-	59	10	69			-			-			-
	32. PTS College & Advanced Studies (Presbyterian			-	5	6	11			-			-			-
	33. Rosario College of Business, Arts and Tourism,															
	34. Saint Jude College			-	6	16	22			-			-			-
	35. Southern Luzon College of			-	60	4	64			-			-			-
	36. STI College - Dasmariñas	31	38	69			-			-			-			-
	37. Technological University of the Philippines - Cavite	359	171	530	89	71	160			-			-			-
<b>5<sup>th</sup> District</b>		<b>260</b>	<b>192</b>	<b>452</b>	<b>901</b>	<b>1,018</b>	<b>1,919</b>	<b>5</b>	<b>3</b>	<b>8</b>	<b>139</b>	<b>79</b>	<b>218</b>	<b>20</b>	<b>2</b>	<b>22</b>
Carmona	38. Cavite State University-Carmona	21	12	33	88	152	240			-			-			-
	39. STI Education Services Group, Inc. (STI eCollege -	19	14	33	76	36	112			-	2	2	4			-
Gen. Mariano Alvarez	40. Eulogio "Amang" Rodriguez Institute of Science and Technology	130	121	251	146	186	332			-	8	9	17			-
	41. University of Perpetual Help System - GMA			-	63	147	210			-			-			-
Silang	42. Adventist International Institute of Advanced Studies			-			-	5	3	8	93	32	125	17	1	18
	43. Adventist University of the Philippines	13	-	13	218	290	508			-	36	36	72	3	1	4
	44. Cavite State University-Silang	37	15	52	49	86	135			-			-			-
	45. Far Eastern University - Cavite			-	16	27	43			-			-			-
	46. Philippine Missionary Institute			-	12	16	28			-			-			-
	47. Philippine National Police Academy			-	192	10	202			-			-			-
	48. Rogationist College	40	30	70	32	68	100			-			-			-
	49. Saint Paul Seminary			-	9		9			-			-			-
	50. South Forbes City College						-									
<b>6<sup>th</sup> District</b>		<b>81</b>	<b>104</b>	<b>185</b>	<b>581</b>	<b>858</b>	<b>1,439</b>	<b>-</b>	<b>-</b>	<b>-</b>	<b>-</b>	<b>-</b>	<b>-</b>	<b>-</b>	<b>-</b>	<b>-</b>
Amadeo	51. Jesus Reigns Christian College-Amadeo			-			-			-			-			-
Gen. Trias	52. Ebenezer International Colleges		6	6	1	4	5			-			-			-

City/ Municipality	Name of School	Pre-Baccalaureate			Baccalaureate			Post-Baccalaureate			Masteral Degree			Doctoral		
		Male	Female	Total	Male	Female	Total	Male	Female	Total	Male	Female	Total	Male	Female	Total
Tanza	53. Cavite State University-Gen. Trias			-			-			-			-			-
	54. Lyceum of the Philippines University			-	482	693	1,175			-			-			-
	55. Young Ji College				1		1									
	56. Cavite State University-Tanza	11	5	16	13	14	27			-			-			-
	57. Far East Asia Pacific Institute of Tourism and Technology															
Trece Martires	58. Power School of Technology	14	4	18	4	10	14			-			-			-
	59. Cavite State University-	34	32	66	22	55	77			-			-			-
	60. Colegio de Amore			-	37	34	71			-			-			-
	61. Trece Martires City College	22	57	79	21	48	69			-			-			-
<b>7<sup>th</sup> District</b>		<b>494</b>	<b>357</b>	<b>851</b>	<b>800</b>	<b>1,382</b>	<b>2,182</b>	<b>11</b>	<b>13</b>	<b>24</b>	<b>36</b>	<b>33</b>	<b>69</b>	<b>10</b>	<b>6</b>	<b>16</b>
Alfonso	62. Polytechnic University of the Philippines-Alfonso			-			-			-			-			-
Indang Magallanes	63. Cavite State University-Main	162	151	313	422	746	1,168	2	2	4	13	17	30	9	5	14
	64. Cavite West Point College-	19	11	30			-			-			-			-
Maragondon	65. Kurios Christian College			-	9	3	12			-			-			-
	66. Polytechnic University of the Philippines-	11	33	44	102	224	326			-			-			-
Naic	67. Cavite State University-Naic	155	43	198	77	138	215	9	11	20			-			-
	68. Granby College of Science and Technology			-	18	18	36			-			-			-
Tagaytay City	69. Western Colleges	5	5	10	9	38	47			-	7	15	22	1	1	2
	70. City College of Tagaytay	86	93	179	58	95	153			-			-			-
	71. Divine Word Seminary			-	29		29			-	16	1	17			-
	72. Olivarez College - Tagaytay	15	13	28	27	53	80			-			-			-
Ternate	73. STI College - Tagaytay			-	13	9	22			-			-			-
	74. Cavite West Point College	41	8	49	36	58	94			-			-			-
<b>Total</b>		<b>1,941</b>	<b>1,317</b>	<b>3,258</b>	<b>5,217</b>	<b>7,108</b>	<b>12,325</b>	<b>49</b>	<b>45</b>	<b>94</b>	<b>221</b>	<b>196</b>	<b>417</b>	<b>109</b>	<b>145</b>	<b>254</b>

Source: Commission on Higher Education and Higher Education Institutions

## Housing

A decent living for every Filipinos can be measured on how he lives comfortably in a shelter that will give him a better quality of life as well as better chances of having sound health conditions.

Shelter is one of the basic human needs along with food, water, and companionship. It is a structure that provides privacy and protects human from harmful elements. That's why provision of affordable housing units with basic utilities and services is one of the challenges benevolently taken by every provincial

government. Having a decent shelter for the citizens was recognized to be one of the major factors in having successful governance.

The Provincial Government of Cavite thru the Provincial Housing Development and Management Office, provided relocation sites to support qualified families affected by the demolition activity and to protect those who established their dwelling structures in the identified danger zones and have encroached roads right-of-way.

### Housing Subdivisions

The Housing and Land Use Regulatory Board (HLURB) is a national government agency

responsible in issuing Certificate of Registration and License to sell to real estate developers. Based on record, HLURB has issued a total of 95 permits in 2014 for the province of Cavite. These are located in eleven (11) municipalities and five (5) cities in the province. Table 5S shows that Cavite has a total of 41,624 lots and housing units approved in 2014 for selling. These units are distributed into Lots, House and Lots and Lots/Unit as reported by the HLURB. Gen. Trias with the most number of units at 12,034 was issued 24 licenses, followed by the City of Imus with 8,267 units and City of Dasmariñas, having the wide land area for residential purposes recorded 3,944 units.

**Table 5S** Number of Issued Licenses to Sell to Subdivisions, Province of Cavite: 2014

City/Municipality	No Issued License to Sell	Number of Units			Total
		Lots	House and Lots	Lots/ Units	
<b>1<sup>st</sup> District</b>					
Kawit	2	0	0	434	434
<b>2<sup>nd</sup> District</b>					
City of Bacoor	7	27	90	944	1,061
<b>3<sup>rd</sup> District</b>					
City of Imus	15	1,685	341	6,241	8,267
<b>4<sup>th</sup> District</b>					
City of Dasmariñas	12	428	573	2,943	3,944
<b>5<sup>th</sup> District</b>					
Carmona	2		166	587	753
Gen. M. Alvarez	1	604	0		604
Silang	3	212	257	183	652
<b>6<sup>th</sup> District</b>					
Amadeo	1			69	69
Gen. Trias	24	1,215	611	10,208	12,034
Tanza	12	0	0	7,671	7,671
Trece Martires City	4	0	799	1,720	2,519
<b>7<sup>th</sup> District</b>					
Tagaytay City	6		1,219	491	1,710
Alfonso	2	359	168	0	527
Indang	2	332	0	0	332
Maragondon	1		575	0	575
Naic	1	472	0	0	472
<b>Total</b>	<b>95</b>	<b>5,334</b>	<b>4,799</b>	<b>31,491</b>	<b>41,624</b>

*Source Housing and Land Use Regulatory Board, Calamba City, Laguna*



## Resettlement Housing Projects

Due to its proximity to business districts and employment hubs, Cavite is a very habitable location for resettlers. The National Housing Authority in partnership with the Provincial Government of Cavite and other Local Government Units in providing low-cost and

socialized housing has managed 32 resettlement projects with 87,050 units as of 2014. Dasmariñas Bagong Bayan Resettlement Project, the biggest resettlement housing project in Cavite has 24,750 housing units followed by General Mariano Alvarez Resettlement Project and Bulihan Site and Services Project with 11,969 units and 5,275 units, respectively. These resettlement housing projects are established for the benefits of Metro

Manila informal settlers and displaced families from the Railway Development Projects and other danger zones, families who are affected by Pasig River Rehabilitation Program and LGU employees, informal settlers from different reclamation areas, government employees, PNP employees and other military personnel and public school teachers (Table 5T).

**Table 5T** NHA Resettlement Housing Projects, Province of Cavite: As of 2014

City/Municipality	Project Location	Program	Number of Units	Beneficiaries
<b>2<sup>nd</sup> District</b> City of Bacoor	1. San Lorenzo Ruiz Village, City of Bacoor	Resettlement	292	Families occupying Ayala Land, Inc. in Las Pinas City
<b>4<sup>th</sup> District</b> City of Dasmariñas	2. Dasmariñas Bagong Bayan Resettlement Project	Resettlement	24,750	Metro Manila Informal Settlers
	3. Paliparan Sites and Services Project	Site and Services	4,294	Informal Settlers from Roxas Blvd. Reclamation Area
	4. Alvaran Sites and Services Project	Site and Services	103	Government employees & PNP employees
	5. Sta. Fe Extension	Resettlement	276	Sta. Fe Extension HOA
<b>5<sup>th</sup> District</b> Gen. M. Alvarez	6. General Mariano Alvarez Resettlement Project	Resettlement	11,969	Metro Manila Informal Settlers
	7. NHA Pag-ibig Teachers Housing	Complete Hsg/JV	599	Public School Teachers
Silang	8. Bulihan Site and Services Project	Resettlement	5,275	Displaced families from danger zones
	9. Bulihan Military HSG Project	Complete Hsg/JV	2,641	Military Personnel
	10. Bukluran ng Mamamayan	Resettlement	423	Bukluran ng Mamamayan HOA
	11. Daniel Housing	Site and Services	66	Included in Bulihan Military Housing. Completed Housing for Pag-ibig, GSIS, SSS Members (Converted from Mortgage Take Out to Conditional Contract Sell)
	12. PNG Housing	Site and Services	99	
	13. Tatic	Site and Services	427	



City/Municipality	Project Location	Program	Number of Units	Beneficiaries
	14. Acco Homes	Site and Services	153	
<b>6<sup>th</sup> District</b>				
Trece Martires City	15. Southville 2 Housing Project, Brgy. Aguado	Resettlement	3,999	Displaced families from the Railway Development Project
	16. Ciudad Adelina 1	AFP/PNP	200	AFP/PNP
	17. Ciudad Adelina 2	AFP/PNP	1,346	AFP/PNP
	18. Golden Horizon Homes	Resettlement	4,500	Metro Manila Informal Settlers
	19. San Francisco Villagio	Resettlement	1,111	Metro Manila Informal Settlers
	20. South Summit Residences	AFP/PNP	2,028	AFP/PNP
	21. Sunshineville 1	Resettlement	5,145	Metro Manila Informal Settlers
	22. Sunshineville 2	Resettlement	1,574	Metro Manila Informal Settlers
Amadeo	23. Amadeo Heights	AFP/PNP	1,200	AFP/PNP
Gen. Trias	24. Holiday Homes	AFP/PNP	148	AFP/PNP
	25. Kasiglahan Village 3	Resettlement	1,000	Families affected by Pasig River Rehab. Program & LGU employees
	26. Kasiglahan Village 4	Resettlement	1,076	Families affected by Pasig River Rehab. Program & LGU employees
	27. Bahay Pinagpala (Tropical Village)	Resettlement	3,246	Families from Pasay & Parañaque Reclamation Area
	28. Kasiglahan Village 5	Resettlement	1,054	Families from Pasay & Parañaque Reclamation Area
Tanza	29. Katuparan Ville Housing Project	Complete Hsg/JV	3,856	DPWH & Metro Manila Informal Settlers
<b>7<sup>th</sup> District</b>				
Naic	30. Harbour Homes	Resettlement	1,000	Metro Manila Informal Settlers
	31. Dorothea Homes	Resettlement	1,900	Metro Manila Informal Settlers
	32. Verdant Residences	Resettlement	1,300	Metro Manila Informal Settlers
<b>Total</b>			<b>87,050</b>	

Source National Housing Authority, Quezon City

Since 2008, municipality of Kawit has been a relocation site for informal settlers within the area. The provincial government has purchased and developed resettlement areas in order to provide resettlements to displaced families due to government projects and enactment of laws against illegal settlers or the squatters. Toclong

resettlement Project "B" or the Pinagkaisa Village is the latest relocation project in Kawit which has a total area of 4.3 hectares and could accommodate 849 families. This project is intended for the displaced families affected by the on-going clearing operations conducted by the province. As of 2014, a total of 6.9305

hectares were acquired with 1,406 lots that cater to 993 households in various barangays in Kawit. Meanwhile a total of 187 lots are not yet occupied by beneficiaries of the project (Table 5U).

**Table 5U** Provincial Government Resettlement Housing Projects, Province of Cavite: As of November 2014

Name of Project	Date of Purchase	Land Area (in has.)	Number of Lots	Number of Households	Awarded lots but not yet occupied	Beneficiaries
1. Sta. Isabel Resettlement Project "A"	2008	0.6528	102	99	3	Informal settlers from Barangay Marulas, Kawit, Cavite
2. Sta. Isabel Resettlement Project "B"	2011	0.6183	139	136	3	Informal settlers from Barangay Pulborista, Kawit, Cavite
3. Toclong Resettlement Project "A"	2011	1.3594	316	283	33	Informal settlers from Barangay Bantayan, Tramo, Kawit, Cavite
4. Toclong Resettlement Project "B" (Pinagkaisa Village)	2012	4.3000	849	475	148	Informal settlers from Barangay Tramo, Gahak, Pulborista, Kawit, Cavite
<b>Total</b>		<b>6.9305</b>	<b>1,406</b>	<b>993</b>	<b>187</b>	

Source: Provincial Housing Development and Management Office, Trece Martires City

## SOCIAL WELFARE

The Provincial Social Welfare and Development Office (PSWDO) programs and services are geared towards promoting the rights and welfare of the poor and marginalized for an improved quality of life.

For the past years, the PSWDO roles and functions have expanded in accordance with the Local Government Code, which was implemented in 1992. It directed the functions and operations of the Office as direct service provider and technical service provider.

As the lead agency in social welfare and development, the Provincial Social Welfare and Development Office exercises the following functions:

- Develops and enriches existing programs and services for specific groups, such as children and youth, women, family and communities, solo parent, older persons and PWDs;
- Provides technical assistance and capability to intermediaries;
- Provides social protection of the poor, vulnerable and disadvantaged sector, PSWDO also gives augmentation funds to local government units so these could deliver social welfare and



development (SWD) services to depressed municipalities and barangays and provides protective services to individuals, families and communities in crisis situations.

Aside from the mandated functions of PSWDO, the following are the regular basic social welfare and development projects of the office:

### Day Care Services

Day care services play vital role in producing good citizens and assisting the workforce to be more productive by providing a care venue for the workers' children while they are at work. Day Care Centers cater to children aged 3-6 and are being manned by highly trained day care workers skilled with early childhood education knowledge.

Pursuant to the provisions of Republic Act 6972 also known as the Barangay-Level Total Development and Protection of Children Act, there are 789 established Day Care Centers in the province that cater the basic education needs of 42,168 day care enrollees in 2014.

Looking at Table 5V, 14 cities/municipalities in the province were not able to comply with the provisions of RA 6972.

These are Cavite City, Noveleta, City of Imus, Carmona, Silang, Amadeo, Tanza, Alfonso, Indang, Magallanes, Maragondon, Mendez, Tagaytay City and Ternate. The remaining 9 cities/municipalities of Kawit, Rosario, City of Bacoor, City of Dasmariñas, Gen. M.

**Table 5V** Number of Barangays, Day Care Centers, Enrolment and Day Care Workers by City/Municipality, Province of Cavite: 2014

City/ Municipality	Number of Barangays	Number of Day Care Centers	Enrolment	Number of Day Care Workers
<b>1<sup>st</sup> District</b>	<b>143</b>	<b>97</b>	<b>3898</b>	<b>87</b>
Cavite City	84	38	1,122	42
Kawit	23	25	1,300	11
Noveleta	16	14	676	14
Rosario	20	20	800	20
<b>2<sup>nd</sup> District</b>	<b>73</b>	<b>73</b>	<b>4134</b>	<b>40</b>
City of Bacoor	73	73	4,134	40
<b>3<sup>rd</sup> District</b>	<b>97</b>	<b>77</b>	<b>5251</b>	<b>77</b>
City of Imus	97	77	5,251	77
<b>4<sup>th</sup> District</b>	<b>75</b>	<b>107</b>	<b>7393</b>	<b>108</b>
City of Dasmariñas	75	107	7,393	108
<b>5<sup>th</sup> District</b>	<b>105</b>	<b>103</b>	<b>6753</b>	<b>107</b>
Carmona	14	12	975	13
Gen. M. Alvarez	27	36	3,226	36
Silang	64	55	2,552	58
<b>6<sup>th</sup> District</b>	<b>113</b>	<b>144</b>	<b>8687</b>	<b>143</b>
Amadeo	26	7	247	8
Gen. Trias	33	60	2,300	57
Tanza	41	37	2,850	37
Trece Martires City	13	40	3,290	41
<b>7<sup>th</sup> District</b>	<b>223</b>	<b>188</b>	<b>6052</b>	<b>177</b>
Alfonso	32	24	602	24
Gen. E. Aguinaldo	14	14	315	14
Indang	36	26	804	22
Magallanes	16	15	558	15
Maragondon	27	26	872	26
Mendez	24	13	330	10
Naic	30	30	924	26
Tagaytay City	34	32	1,185	32
Ternate	10	8	462	8
<b>Total</b>	<b>829</b>	<b>789</b>	<b>42,168</b>	<b>739</b>

*Source: Provincial Social Welfare Development Office, Trece Martires City*

Alvarez, Gen. Trias, Trece Martires City, Gen. E. Aguinaldo and Naic have at least one or more day care centers in every barangay. In general, more day care centers have to be established to meet the provisions of the Act.

**Table 5W** Number of Reported Children in Need of Special Protection by City/Municipality, Province of Cavite: 2014

Municipality/City	Children in Need of Special Protection 2014												
	Children in Conflict with the Law	Street Children	Maltreated Children	Neglected/ Abandoned Children	Physically Abused	Acts of Lascivious-ness	Sexually Abused	Emotional Abused	Victims of Child labor	Minor at risk	Foundling Minor	Victims of Child Trafficking	Total
<b>1<sup>st</sup> District</b>	<b>161</b>	<b>48</b>	<b>3</b>	<b>4</b>	<b>62</b>	<b>0</b>	<b>27</b>	<b>6</b>	<b>1</b>	<b>30</b>	<b>5</b>	<b>14</b>	<b>361</b>
Cavite City	122	25	3	4	28	0	13	6	1	3	5	0	210
Rosario	39	23	0	0	34	0	14			27	0	14	151
<b>3<sup>rd</sup> District</b>	<b>102</b>	<b>71</b>	<b>0</b>	<b>27</b>	<b>54</b>	<b>0</b>	<b>71</b>	<b>40</b>	<b>4</b>	<b>83</b>	<b>10</b>	<b>2</b>	<b>464</b>
City of Imus	102	71		27	54	0	71	40	4	83	10	2	464
<b>4<sup>th</sup> District</b>	<b>64</b>	<b>161</b>	<b>0</b>	<b>12</b>	<b>37</b>	<b>28</b>	<b>39</b>	<b>7</b>	<b>2</b>	<b>0</b>	<b>18</b>	<b>3</b>	<b>371</b>
City of Dasmarinas	64	161	0	12	37	28	39	7	2		18	3	371
<b>5<sup>th</sup> District</b>	<b>32</b>	<b>0</b>	<b>0</b>	<b>0</b>	<b>7</b>	<b>0</b>	<b>24</b>	<b>12</b>	<b>0</b>	<b>3</b>	<b>9</b>	<b>0</b>	<b>87</b>
Carmona	14	0	0	0	1	0	3	0	0	2	6	0	26
Silang	18	0	0	0	6	0	21	12	0	1	3	0	61
<b>6<sup>th</sup> District</b>	<b>40</b>	<b>7</b>	<b>5</b>	<b>15</b>	<b>17</b>	<b>0</b>	<b>27</b>	<b>1</b>	<b>0</b>	<b>4</b>	<b>2</b>	<b>0</b>	<b>118</b>
Trece Martires City	5	0	2	1	4	0	3	1	0	0	1	0	17
Gen. Trias	30	6	3	13	10	0	16	0	0	4	1	0	83
Tanza	5	1	0	1	3	0	8	0	0	0	0	0	18
<b>7<sup>th</sup> District</b>	<b>30</b>	<b>0</b>	<b>4</b>	<b>15</b>	<b>16</b>	<b>0</b>	<b>21</b>	<b>8</b>	<b>0</b>	<b>20</b>	<b>0</b>	<b>0</b>	<b>114</b>
Tagaytay City	3	0	0	0	0	0	0	0	0	0	0	0	3
Alfonso	8	0	0	13	7	0	4	2	0	6	0	0	40
Gen. Aguinaldo	1	0	0	0	0	0	2	0	0	5	0	0	8
Indang	3	0	0	0	0	0	2	0	0	0	0	0	5
Magallanes	5	0	1	2	1	0	2	1	0	0	0	0	12
Maragondon	1	0	0	0	3	0	4	3	0	9	0	0	20
Mendez	1	0	3	0	5	0	5	2	0	0	0	0	16
Naic	3	0	0	0	0	0	2	0	0	0	0	0	5
Ternate	5	0	0	0	0	0	0	0	0	0	0	0	5
<b>Total</b>	<b>429</b>	<b>287</b>	<b>12</b>	<b>73</b>	<b>193</b>	<b>28</b>	<b>209</b>	<b>74</b>	<b>7</b>	<b>140</b>	<b>44</b>	<b>19</b>	<b>1,515</b>

Source: Provincial Social Welfare Development Office, Trece Martires City

Based on the reports submitted by City/Municipal Social Welfare and Development Office to the Provincial Social Welfare and Development Office in 2014, there are 1,515 reported cases of children in need of special protection. These are the cases that involve children who are victims of abuse, violence and exploitation.

Child in Conflict with the Law refers to a child who is alleged as, accused of, or adjudged as, having committed an offense under Philippine laws. There are 429 reported cases of children in conflict with the law in 2014. A total of 287 street children were reported in the municipalities of Rosario, Carmona, Gen. M. Alvarez, Naic and Cities of Bacoor and Imus. Other cases were Maltreated Children (12); Neglected/Abandoned Children (73); Physically

Abused (193); Sexually Abused (209); Emotional Abused (74) Victims of Child Labor (7); Minor at Risk (140); and Victims of Child Trafficking (19). City of Imus has the most number of cases of Children in need of special protection with 464 cases. On the other hand, the least number of reported cases are in Tagaytay City with 3 and Indang, Naic and Ternate with 5 cases each (Table 5W).

## Social Welfare Programs and Services

To address cases of children in need of special protection and other social issues, the following

are the social welfare programs and services provided by the Provincial Government of Cavite thru the provincial, city and municipal social welfare and development offices. They are working hand in hand to ensure that the specific

needs and demands of target beneficiaries are met (Table 5X).

**Table 5X** Provincial Social Welfare & Development Programs and Projects, Province of Cavite: 2014

Target Beneficiaries	Programs/Services
<b>WOMEN</b>	<ul style="list-style-type: none"> <li>A. Practical Skills Development <ul style="list-style-type: none"> <li>1. Training and Livelihood</li> </ul> </li> <li>B. Social Welfare Programs <ul style="list-style-type: none"> <li>1. Seminar on Related Laws on Women &amp; Children</li> </ul> </li> <li>C. Welfare Assistance <ul style="list-style-type: none"> <li>1. Assistance to Women in Especially Difficulty Circumstances</li> </ul> </li> <li>D. Delivery of Special Social Services <ul style="list-style-type: none"> <li>1. Referral, Networking and Linkaging</li> </ul> </li> <li>E. Other Development Program <ul style="list-style-type: none"> <li>1. Individual Case Management</li> <li>2. Self-Employment Assistance</li> </ul> </li> </ul>
<b>CHILDREN</b>	<ul style="list-style-type: none"> <li>A. Local Council <ul style="list-style-type: none"> <li>1. Conduct regular meeting</li> <li>2. Technical Assistance to the MCPC</li> <li>3. Monitoring and Evaluation to MCPC</li> <li>4. Attendance to summits/conferences and seminars</li> </ul> </li> <li>B. Capacity buildings to stakeholders and direct service providers</li> <li>C. Provision of Social Services <ul style="list-style-type: none"> <li>1. Food for Growth</li> <li>2. Mother's Class</li> </ul> </li> </ul>

Target Beneficiaries	Programs/Services
	<ul style="list-style-type: none"> <li>3. Assistance to students of Alternative Learning System</li> <li>4. Assistance to Children in Crisis Situation</li> <li>5. Assistance to Children/Youth in need of Special Social Services</li> <li>6. Assistance to Children in Conflict with the Law</li> <li>7. Assistance to Abused Children</li> <li>8. Assistance to Centers/Institutions</li> <li>9. Endowment Program for Children</li> <li>10. Assistance to Identified Child Friendly City/Municipality</li> <li>D. Conduct of Special program and Activities for Children <ul style="list-style-type: none"> <li>1. Children's Month Celebration</li> <li>2. Give a Gift for a Child</li> <li>3. Distribution of IEC Materials</li> </ul> </li> </ul>
<b>SENIOR CITIZENS</b>	<ul style="list-style-type: none"> <li>A. Elderly Week Celebration</li> <li>B. Labor Assistance</li> <li>C. Delivery of Capability building and advocacy programs for Sr. Citizens</li> <li>D. Conduct of Council meeting</li> <li>E. Distribution of IEC materials</li> <li>F. Welfare Assistance <ul style="list-style-type: none"> <li>1. Provision of Assistive Devices for Senior Citizens</li> <li>2. Burial Assistance for Senior Citizens</li> </ul> </li> </ul>



Target Beneficiaries	Programs/Services
	<ul style="list-style-type: none"> <li>3. Assistance to Senior Citizens in Crisis Situation</li> <li>4. Endowment program for the Senior Citizens</li> <li>G. Maintenance of Senior Citizen Building</li> </ul>
<b>PERSONS WITH DISABILITY</b>	<ul style="list-style-type: none"> <li>A. Assistance for PWDs in need of Special Social Services (Sunong-Dunong for PWDs)</li> <li>B. Self and Social Enhancement Service <ul style="list-style-type: none"> <li>1. Attendance to local/regional/national PWD activities</li> <li>2. Participation/linkages/networking to job fair &amp; livelihood opportunities</li> </ul> </li> <li>C. Information Dissemination Services</li> <li>D. Care for Disadvantaged PWDs <ul style="list-style-type: none"> <li>1. Assistance to PWDs in Crisis Situation</li> <li>2. Provision of Assistive Devices for PWDs</li> <li>3. Endowment program for the PWDs</li> </ul> </li> <li>E. Advocacy Programs <ul style="list-style-type: none"> <li>1. PWD Provincial Convention</li> </ul> </li> <li>F. Strengthening the implementation of PWD <ul style="list-style-type: none"> <li>1. Monitoring &amp; evaluation of the implementation of PWD policies</li> <li>2. Conduct of regular meetings of the council for PWD</li> </ul> </li> <li>G. Organizing and Capability Building</li> </ul>
<b>INDIGENT FAMILIES AND INDIVIDUALS</b>	<ul style="list-style-type: none"> <li>A. Practical Skills Development <ul style="list-style-type: none"> <li>1. Training and Livelihood</li> </ul> </li> <li>B. Social Welfare Programs <ul style="list-style-type: none"> <li>1. Assistance to Displaced Families and Individuals</li> </ul> </li> </ul>

Target Beneficiaries	Programs/Services
	<ul style="list-style-type: none"> <li>2. Disaster Monitoring &amp; Relief Assistance</li> <li>3. Capability Building for Social Welfare Sectors</li> <li>C. Welfare Assistance <ul style="list-style-type: none"> <li>1. Assistance to Individual in Crisis Situation</li> <li>2. Assistance to Women in Especially Difficult Circumstances</li> <li>3. Indigency Expenses</li> <li>4. Burial Assistance for the Poor</li> <li>5. Balik Probinsya</li> </ul> </li> <li>D. Delivery of Special Social Services <ul style="list-style-type: none"> <li>1. Food for Work</li> <li>2. Pamaskong Handog</li> </ul> </li> <li>E. Other Development Programs <ul style="list-style-type: none"> <li>1. Self Employment Assistance</li> <li>2. Family and Individual Case Management</li> </ul> </li> </ul>

*Source: Provincial Social Welfare Development Office, Trece Martires City*



There are 782 cases of women in difficult circumstance reported in 2014. City of Imus has the most number of reported cases with 139 or 17.77 percent of the total cases. Followed by municipalities of Tanza (138), Gen. Trias (112), Rosario (95) and City of Dasmariñas (91). On the other hand, municipality of Ternate has only one reported case of woman in difficult circumstances (Table 5Y).

On other hand, Amadeo has no reported cases while other municipalities have no available data.

Senior Citizens and Persons with Disability are the group of people that need utmost attention from the government and the society. They are entitled to different benefits and privileges as mandated by law in the country.

Provincial Social Welfare and Development Office, being the implementing agency for the welfare of these vulnerable groups reported that there are about 158,865 senior citizens in the province in 2014. Most of our Senior Citizens reside in the city of Dasmariñas with a total number of 39,243 representing 25% of the total number of senior citizens reported while Cavite City has the least number of senior citizens with only 392 persons or 0.25% share of the total (Table 5Z).

**Table 5Y** Number of Reported Women in Difficult Circumstances by District, City/Municipality, Province of Cavite: 2014

City/Municipality	Women in Difficult Circumstances				
	Sexually Abused	Physically Abused	Emotionally Abused	Economic Abused	TOTAL
<b>1<sup>st</sup> District</b>	<b>6</b>	<b>22</b>	<b>48</b>	<b>70</b>	<b>146</b>
Cavite City	6	14	25	6	51
Rosario	0	8	23	64	95
<b>3<sup>rd</sup> District</b>	<b>0</b>	<b>7</b>	<b>76</b>	<b>56</b>	<b>139</b>
City of Imus	0	7	76	56	139
<b>4<sup>th</sup> District</b>	<b>9</b>	<b>31</b>	<b>22</b>	<b>29</b>	<b>91</b>
City of Dasmariñas	9	31	22	29	91
<b>5<sup>th</sup> District</b>	<b>21</b>	<b>5</b>	<b>6</b>	<b>0</b>	<b>32</b>
Carmona	0	4	0	0	4
Silang	21	1	6	0	28
<b>6<sup>th</sup> District</b>	<b>14</b>	<b>48</b>	<b>39</b>	<b>213</b>	<b>314</b>
Trece Martires City	9	13	16	26	64
Amadeo	0	0	0	0	0
Gen. Trias	1	18	15	78	112
Tanza	4	17	8	109	138
<b>7<sup>th</sup> District</b>	<b>5</b>	<b>18</b>	<b>15</b>	<b>22</b>	<b>60</b>
Tagaytay City	0	0	0	3	3
Alfonso	0	6	5	7	18
Indang	0	1	1	0	2
Magallanes	0	5	5	4	14
Maragondon	0	1	1	0	2
Mendez	5	5	3	0	13
Naic	0	0	0	7	7
Ternate	0	0	0	1	1
<b>Total</b>	<b>55</b>	<b>131</b>	<b>206</b>	<b>390</b>	<b>782</b>

Source: Women and Children Protection Desk-Philippine National Police Provincial Office

**Table 5Z** Number of Senior Citizen by City/Municipality, Province of Cavite: 2014

City/Municipality	No. of Senior Citizens
<b>1<sup>st</sup> District</b>	<b>15,688</b>
Cavite City	392
Kawit	3,672
Noveleta	5,124
Rosario	6,500
<b>2<sup>nd</sup> District</b>	<b>15,875</b>
City of Bacoor	15,875
<b>3<sup>rd</sup> District</b>	<b>19,070</b>
City of Imus	19,070
<b>4<sup>th</sup> District</b>	<b>39,243</b>
City of Dasmarinas	39,243
<b>5<sup>th</sup> District</b>	<b>21,693</b>
Carmona	4,310
Gen. M. Alvarez	7,564
Silang	9,819

City/Municipality	No. of Senior Citizens
<b>6<sup>th</sup> District</b>	<b>21,451</b>
Trece Martires City	5,330
Amadeo	3,323
Gen. Trias	6,076
Tanza	6,722
<b>7<sup>th</sup> District</b>	<b>25,845</b>
Tagaytay City	5,397
Alfonso	4,049
Gen. Aguinaldo	1,148
Indang	4,238
Magallanes	1,265
Maragondon	2,481
Mendez	482
Naic	5,738
Ternate	1,047
<b>Total</b>	<b>158,865</b>

Source: Provincial Social Welfare Development Office, Trece Martires City

The following are the list of Social Work Agencies (SWAs) and Social Welfare and Development Agencies (SWDAs) operating in Cavite.

**Table 5AA** List of Social Work Agencies (SWAs) and Social Welfare and Development Agencies (SWDAs) in the Province of Cavite, 2014

Name of Agency	Address	Program & Services	Clientele	Area/s of Operation	Classification	Remarks
<b>(Residential Based)</b>						
1. Action International Ministries Phils. (Working Hands, Honest Hands & Mustard Seeds)	Balubad II, Silang, Cavite	Provide vocational skills, training to out-of-school youth ages 15-25 years old for 10 mos. Duration, disciplinary program vocational training on welding	Boys and girls who are out of school youth	Region IV-A	SWA	In operation
2. Beacon of Hope Foundation-PI, Inc.	Brgy. Sapa, Naic, Cavite	Residential facility. Homelife program, medical dental and spiritual	children who are abandoned orphaned and surrendered	Region IV-A	SWA	In operation
3. Chosen Children Village Foundation, Inc.	Km.48, Lalaan, Silang, Cavite	Residential facility homelife/Social medical/ dental	children ages 0-2 years old with special needs	Region IV- A	SWA	In operation

Name of Agency	Address	Program & Services	Clientele	Area/s of Operation	Classification	Remarks
4. Casa dei Bambini San Giuseppe Inc. (St. Joseph Children's Home)	Lalaan I, Silang, Cavite	rehabilitation, psychological & value formation  Residential facility, social service homelife health care & other cultural activities	who are abandoned, surrendered, abused and neglected children (girls) ages 3-12 years old who are abandoned orphaned neglected and deprived children	Region IV-A	SWA	In operation
5. Christian Growth Ministries , Inc.	Home of Joy, Jabez Christian Center, Km 36 Gov. Drive, Sampaloc IV, Dasmariñas, City, Cavite	Residential care, homelife services, health and nutrition adoption services	Children ages 3-6 years old who are abandoned orphaned and neglected	Region IV-A	SWA	In operation
6. Dar Amanah Children Vill. Foundation, Inc.	Brgy. Hoyo, Silang, Cavite	Residential facility, homelife services non-formal formation education	Muslim and catholic children victims of armed conflict	Region IVA	SWA	In operation
7. Frere (Saint) Benilde Romascon Educational Foundation (Dela Salle University Dasmariñas) Inc. (Bahay Pag-asa)	Dasmariñas, Cavite	Residential facility, homelife services educational assistance, medical/dental assistance	For children in conflict with the law	Region IV-A	SWA	Intent to operate
8. Hossana Home Care for Children Orphanage, Inc.	Block 50 Lot 45-B Phase 2 Villa Apolonia Subd., Brgy. Ibayo, Silangan, Naic, Cavite	Residential facility homelife services medical/health services	children 0-4 years old who are abandoned, neglected and orphaned	Region IV-A	SWA	Intent to operate
9. Injoy Life Children's Home, Inc.	Simeon Vida Road, Panungyan II, Mendez, Cavite	Residential based, temporary shelter, medical/dental homelife services and education	Children 3-10 years old who are orphaned, abandoned and surrendered	Region IV-A	SWA	In operation
10. Little Angels Home, Inc.	Coffee Country, Payapa Subd., Brgy. Panungyan, Mendez, Cavite	Residential Facility health & medical services	Infants newly born to 2 years old who are	Region IV	SWA	In operation

Name of Agency	Address	Program & Services	Clientele	Area/s of Operation	Classification	Remarks
11. Middleman Community Support Center, Inc.	Block 1 Lot 6 & 7 , South Midland, Lalaan II, Silang, Cavite	Residential facility, homelife services, medical/dental services	abandoned, neglected and surrendered and adoption Children who are orphaned, abused, neglected, abandoned and street children	Region IV-A	SWA	In operation
12. Mango House Children's Home, Inc.	530 M. Pripol Gen. Aguinaldo Highway Biga 2, Silang, Cavite	Residential facility medical/dental & spiritual service	children 2-7 years old who are abandoned, neglected, surrendered and abused	Region IV-A	SWA	In operation
13. MAMA's Hope Haven of Norway, Inc.	Pag-asa St. F Manalo, Gen Trias, Cavite	Temporary shelter, maternity services medical/dental psychological & social services skills training and Christian education	Unwed mothers 13-45 yrs. Old (victims of rape, incest, family disowned economically needy and far from relative/family Street Children	Region IV-A	SWA	In operation
14. Mission to the World Phil. Foundation, Inc. (Ang Bahay Parola Center for Street Children)	Blk. 3 Lot 1 Infant Jesus Subd. Molino 2, Bacoor, Cavite	Residential Home and Community based for street children		Region IV-A	SWA	In operation
15. Mother Teresa Spinelli's Treasure's	Kabangaan Road, Brgy. Iruhin West, Tagaytay, City	Residential facility dental/medical & health services	Infants 0-2 years old who are abandoned, orphaned & neglected children	Region IV	SWA	In operation
16. Mother Caterina Roncalli Shelter Home, Inc.	214 Banay-banay, Amadeo, Cavite	Residential facility home life services medical/dental services	children 2-7 years old who are abandoned, orphaned needy destitute and at risk children or in	Region IV A	SWA	In operation

Name of Agency	Address	Program & Services	Clientele	Area/s of Operation	Classification	Remarks
17. Saint Anthony's Boys Village Foundation, Inc.	Brgy. Lalaan, Silang Cavite	Residential facility, educational services medical /dental and spiritual	Children (boys) 12-16 years old who are orphaned	Region IV	SWA	In operation
18. Southeast Asia Medical and Relief Institute for Training Asian, Non-Gov't. Services, Inc. (SAMARITANS Inc.)	Blk.224,Lot 21& 22, Metrogate, Silang Estates, Silang, Cavite	Residential facility, medical/dental educational spiritual and socialization	Children who are abandoned orphaned and neglected	Region IV	SWA	In operation
19. Tita de Guzman- Angels of Hope Foundation, Inc.	Purok 4 Brgy. Pulong Bunga, Silang, Cavite	Residential facility, homelife services dental/medical and spiritual	children 0-5 years old who are abandoned, neglected and orphaned	Region IV A	SWA	In operation
20. Tahanang Divino Zelo	Km. 47, Lalaan 1, Silang, Cavite	Residential based: disadvantaged young and adult expectant women who are in crisis				
21. The Valley Cathedral Children's Home	Labac, Naic Cavite	Residential facility, social services medical/dental health & nutrition formal & informal education and livelihood	Children 3-12 years old who are orphaned, abandoned neglected half - orphaned abused and & battered	Region IV	SWA	In operation
22. Brothers of Christ of Banneux, BCBI	Crisanto M. Delos Reyes Ave., Brgy. Biclatan, Gen Trias, Cavite	Residential facility, homelife, rehabilitation medical/dental spiritual services counseling	Destitute & homeless elderly, physically & mentally handicapped men & young adult	Region IV-A	SWA	In operation



Name of Agency		Address	Program & Services	Clientele	Area/s of Operation	Classification	Remarks
23.	San Jose Bahay Alima Foundation, Inc.	Brgy. Carasuchi, Indang, Cavite	Residential care for older person	abandoned, neglected older person	Region IV-A	SWA	In operation
24.	Tahanan ni Maria (Birhen Ng Pilipinas Bukang Liwayway sa Dapithapon Home for the Aged Inc.)	Brgy. Lantic, Carmona, Cavite	Provide shelter for the abandoned and less fortunate elders and apostolate services for the needy	older person who are abandoned and neglected	Region IV	SWA	In operation
<b>Family/Community Welfare Agencies</b>							
1.	Aagapay sa Mga Bata at Mga Taong Kapus- Palad, Inc.	920 J. Abad Santos Ave., Salitran, Dasmarinas City, Cavite	Community based: scholarship, supplemental feeding and financial assistance	Disadvantaged families in the area	Dasmarinas City, Cavite	SWDA	In operation
2.	Asociacion Nacional Pequena Irene	Bloomfield Subd., Blk 4 Lot 18, Alapan 1 B, Imus, Cavite	Provide assistance to children who are abandoned, Educational assistance to individual and giving them access for employment	abandoned children and needy individual	Imus, Cavite	SWDA	In operation
3.	A-Star Foundation Inc.	c/o MSWDO Imus, Cavite	Livelihood program, medical community development program	Disadvantaged families and communities	Region IV	SWA	In operation
4.	Academy of World Healing Foundation, Inc.	#150 Mabini St.Purok V, Brgy. Sicat, Alfonso, Cavite	Medical mission and feeding program and financial assistance	Families who belongs to poverty line	Alfonso, Cavite	SWDA	In operation
5.	Batang Paslit Lifehouse, Inc.	Blk. 31, Lot 10, Sebastian Ave. Country Homes , Tagaytay City, Cavite	Community based: Feeding program, values formation, Training and seminars on responsible parenthood	All disadvantaged families in the area	Tagaytay City, Cavite	SWDA	In operation
6.	Batong Sandigan Development Foundation, Inc.	Blk 74 Lot 6 Phase II, Paliparan III, Dasmarinas, Cavite	health, children development, spiritual	needy children, youth,	Dasmarinas, Gen., Trias, Cavite	SWA	In operation

Name of Agency		Address	Program & Services	Clientele	Area/s of Operation	Classification	Remarks
7.	Bahay Lingkod Community Center	Phase 2, Blk 74, Lot 10&11, Paliparan Sites, Paliparan III, Dasmariñas, Cavite	cooperative, scholarship, computer training, tutorial class, summer camp workshop seminar, referral and advocacy	Disadvantaged families in the area	Paliparan, Salawag, Dasmariñas,	SWA	In operation
8.	Child & Adult Reformation and Education Foundation, Phils. Inc.	Ilano Cmpd. Congressional Rd., Brgy. H-4 Dasmariñas, Cavite	Community based livelihood and medical assistance	Disadvantaged families in the area	Dasmariñas, Cavite	SWDA	In operation
9.	Children's Helper Project Inc.	978 Manila Blvd., Sta. Cruz, Cavite City	Christian values, health & environmental development children/youth development livelihood	needy children, youth, individual families and communities	Cavite City/ Trece Martires City	SWA	In operation
10.	Cavite Great Leaders for Community Development , Inc.	Punta 1, Tanza, Cavite	Community based, livelihood, day care service skills training	Disadvantaged families in the area	Cavite province	SWDA	In operation
11.	Dr. Mary Ann B. Orlanda Youth Care Foundation, Inc.	Blk. 16 Lot 17 Los Rios St. Town and West Molino 2, Bacoor, Cavite	Medical mission, scholarship, advocacy campaign STD, reproductive health and aids	Less fortunate families	Bacoor, Cavite	SWA	In operation
12.	Elderly Assn. Of Molino 3 Bacoor Cavite, Inc.	Blk.9 Lot 9, Daffodil St. Phase I, Central Camella Homes, Springville City, Molino 3, Bacoor, Cavite	Community based program to older person	Older person in the area	Bacoor, Cavite	SWDA	In operation
13.	El Ceilito Foundation, Inc.	145 -E. Gomes St., Bacoor, Cavite	Community based, educational assistance/ scholarship program	Disadvantaged families in the area	Bacoor, Cavite	SWA	In operation
14.	Fr. Al's Foundation, Inc.	Rm 102 Fr. Al's Museum & Retreat House (The Sisters of Mary) Biga, Silang, Cavite	Provide educational assistance to high school students of Sisters of Mary Boytown and Girlstown Center	Resource Agency	Cavite province	SWDA	In operation

Name of Agency	Address	Program & Services	Clientele	Area/s of Operation	Classification	Remarks
15. Fishgate Foundation Inc.	Brgy. Amoyong Farm Valley Subd. Alfonso, Cavite	Community based program, includes scholarship program, medical and health services	Less fortunate families in the area	Region IV-A	SWA	In operation
16. Global Agape Bethesda Foundation, Inc.	Narra 1, Silang, Cavite	Community welfare services thru educational sponsorship and medical assistance	Disadvantaged families in the area	Silang, Cavite	SWDA	In operation
17. Ginintuang Binhi Elderly Association, Inc. (formerly Camella Springville Elderly Association Inc.)	Falcon Street Phase 1, East Molino 3, Bacoor City, Cavite	Community based programs and services livelihood and medical assistance to all members	Senior Citizen in East Molino 3	East Molino 3, Bacoor City,	SWDA	In operation
18. GMA Cavite Business Club, Inc.	GMA, Cavite	Provide scholarship to deserving student and feeding program	Disadvantaged families	GMA , Cavite	SWDA	In operation
19. Guardians Rescue Int'l 988, Inc.	Brgy. Pulido, Blk. 32 Lot 2, GMA, Cavite	Scholarship skills training, emergency and relief operation	Disadvantaged families in the area	GMA, Cavite	SWA	In operation
20. Hawa Kamay Foundation, Inc.	Brgy. Amaya, Tanza, Cavite	Day care services to 3-6 years old scholarship programs and livelihood to out-of-school youth and families	Disadvantaged families, out-of-of -school youth and depressed communities	Tanza, Cavite	SWA	In operation
21. Home for 100th Sheep Inc.	B-1-16 L 6 Brgy. Sta Cruz I, DBB- Dasmariñas, Cavite	Full education, scholarship program to the poor disadvantaged children	children and youth	Cavite province	SWDA	In operation
22. International Friends Network Phils.	Blk. 7 Lot 1, Phase 14. Bahayang Pag-asa, Subd.. Imus. Cavite	Community welfare services includes scholarship grants to deserving students and livelihood assistance	Disadvantaged families	Imus, Cavite	SWDA	In operation
23. Jesus King of Kings, Lord of Lords Christian Feeding	1126 Rojas Cmpd. Melrose St., San	Community and center based day	Indigent families in the area	San Antonio, Cavite City	SWDA	In operation

Name of Agency	Address	Program & Services	Clientele	Area/s of Operation	Classification	Remarks
Ministries, Inc.	Antonio, Cavite City	care service and feeding program				
24. Jesus Christ is Lord Christian Learning Center, Inc. (Kalinga Sa Maralita)	Brgy. Memeji, GMA, Cavite	Community welfare services includes mission, feeding program, day care program & spiritual medical/dental day care program & spiritual enhancement, values formation	Indigent families in the area	Brgy. Memeji, GMA, Cavite	SWDA	In operation
25. Jesus Saves Ministries Paliparan Cavite Center, Inc.	Blk 15, Lot 28, Phase 1, Paliparan 3, Dasmarinas City, Cavite	Community based Day Care Service, feeding, spiritual enhancement and alternative learning supplemental service	Indigent families, day care children in the area	Dasmarinas City, Cavite	SWDA	In operation
26. Kamay-Kalinga Ng Ama Foundation, Inc.	Bucal 4-B, Maragondon, Cavite	Community based: education, financial, supplemental feeding, disaster outreach, medical mission	Less fortunate families and communities in the area	Maragondon, Cavite	SWDA	In operation
27. Kaunlaran at Pag-asa Ng Nagkakaisang Filipino Foundation Inc. (KPMP Foundation, Inc.)	432 Purok IV, Brgy. Santiago, General Trias, Cavite	Provide scholarship for youth and livelihood assistance	Children, youth and families	Gen. Trias, Cavite	SWDA	In operation
28. L Nissi Welfare & Learning Development Center, Inc.	Blk.18 Lot 22, Phase II, Mary Cris Complex, Pasong Camachile II Gen. Trias, Cavite	Day Care Service Program Community outreach program and gift giving	3-6 years old children,	Cavite province	SWA	In operation

Name of Agency	Address	Program & Services	Clientele	Area/s of Operation	Classification	Remarks
29. Mission Community Service Inc.	Biga I, Silang Cavite	Implementing community based, Sponsor a Child program of 236 sponsors children, Milk program for kinder Milk Program provides milk for malnourished children, medical mission -provision of medicines	disadvantaged families, communities	Region IV-A	SWDA	In operation
30. Mizpah Community Academy Found. Inc.	Blk 15 Lot 10 Progressive Vill. 15, Molino, Bacoar, Cavite	gift giving, skills training, livelihood day care service	economically depressed families and communities	Cavite province	SWA	In operation
31. Mabuhay Homes 2000 Senior Citizens Asso. Inc.	Mabuhay Homes 2000, Paliparan II, Dasmariñas, Cavite	Health related concerns of older person like; free medical & dental check-up thru medical mission, physical fitness and livelihood activity for able Senior Citizen	All Senior Citizens in the area	Mabuhay Homes 2000 Paliparan II, Dasmariñas, Cavite	SWDA	In operation
32. Molino 2 United Senior Citizen Association, Inc.	Progressive Village 4, Molino 2, Bacoar, Cavite	Community welfare services to become more productive more useful,	All Senior Citizens in the area	Molino 2 Bacoar, Cavite	SWDA	In operation
33. Organization of Citizens Movement for Leadership & Devt., (OCM) , Inc.	Blk C8 Lot 7, Brgy. Luzviminda II, Dasmariñas, Cavite	Provide medical and burial assistance	Older person	Luzviminda II, Dasmariñas, Cavite	SWDA	In operation
34. Pag-asa Social Center Foundation, Inc.	Calamba Rd., Sitio Cengia Iruhin, Tagaytay City	Community based livelihood assistance and medical mission and scholarship program sponsorship	Disadvantaged families in the area	Tagaytay City	SWDA	In operation

Name of Agency	Address	Program & Services	Clientele	Area/s of Operation	Classification	Remarks
35. PSC International Medical Mission, Inc.	Blk. 6 Lot 1, Brgy. Zone 1-A Dasmariñas, Cavite	Community welfare services medical mission, free medical dental check up	All indigent families residing in the area	Region IV A	SWDA	In operation
36. Parent's Initiative for the Welfare of Children Inc.	625 Phase II San Isidroville, Brgy. Javalera, Gen Trias, Cavite	Scholarship program free tuition fees, school allowance and school supplies	Families who are poor	Brgy. Javalera, Gen. Trias, Cavite	SWDA	In operation
37. Save Lives Save Souls Foundation, Inc.	Burol 2, Bagong Bayan, Dasmariñas City	Medical assistance, feeding, skills, training advocacy on Health	Disadvantaged families	Cavite	SWA	In operation
38. Sagip Kalahi, Inc.	Northville San Nicolas 3, Bacoor, Cavite	promote socio civil awareness to appropriate educational seminars, research and technology	All indigent families residing in the area	San Nicolas, Bacoor, Cavite	SWDA	In operation
39. Scuola di Scienza del Mijia	Brgy. Lumil, Silang, Cavite	Community based program, scholarship and day care service	Low income families in the area	Silang, Cavite	SWA	In operation
40. Save our Society Save our Neighbor, Inc.	J.M. Loyola St. Carmona Cavite	Community based, educational assistance to deserving student	Disadvantaged family in the area	Carmona, Cavite	SWDA	In Operation
41. SAMAKABA, Inc.	Cong. Rd. Blk4, Lot 14, Brgy. B. Pulido, Gen. Mariano Alvarez, Cavite	Community welfare services, livelihood assistance and scholarship to students	To all disadvantaged families residing in the area	GMA Cavite	SWDA	In operation
42. Suhay at Gabay sa Ikakaunlad Ng Pamamayan	Blk. 18 Lot 13 , Sta. Maria, Dasmariñas City, Cavite	Community based spiritual enhancement counseling and socio-cultural activities	Senior Citizen, women and youth	Sta. Maria, Dasmariñas City, Cavite	SWDA	In operation
43. Senior Citizen of Brgy. Mambog 3 Asso. Corp.	Brgy. Hall, Mambog 3, Bacoor City, Cavite	Community based program and services medical and burial assistance	Senior Citizen in Brgy. Mambog 3	Mambog 3, Bacoor City, Cavite	SWDA	In operation



Name of Agency	Address	Program & Services	Clientele	Area/s of Operation	Classification	Remarks
44. Strike Foundation, Inc.	305 Aguinaldo Highway, Panapaan, Bacoor, Cavite	Community welfare services, scholarship, feeding and livelihood assistance	All indigent families residing in the area	Bacoor, Cavite	SWDA	In operation
45. Special Care for Special Need Foundation, Inc.	Blk 56 Lot 40 Neon St. Phase 4, Golden Ciuty Subd. Anabu II, Imus, Cavite	tutorial, therapeutic and rehabilitation	children with special needs (physical and mental)	Region IV	SWA	In operation
46. Shoreline Kabalikat sa Kaunlaran, Inc. 1 & II	Acacia Malainen Bago, Naic, Cavite	health & nutrition, sanitation, value formation, livelihood leadership development, emergency relief and rehabilitation	needy children, youth, individual families & communities	Maragondn, Tanza, Cavite	SWA	In operation
47. Tulong Medikal at Gabay Ng Sustamina (TUMBAS) Foundation, Inc.	2nd level Silangville Bldg., 116 M.H. Del Pilar St., Bgry. 3 Pob. Silang, Cavite	Community based; supplemental feeding, medical and dental mission, scholarship, school supplies, distribution/ gift giving, disaster responses skills training/livelihood	Poor families in the area	Region IV-A	SWDA	In operation
48. Tagaytay City Square & Compass, Inc.	Aguinaldo Highway, Brgy. Maitim, Tagaytay City	Community based medical mission, livelihood assistance	Disadvantaged families in the area	Tagaytay City	SWDA	In operation
49. Tomas & Betty delos Santos Foundation, Inc.	# 7 Golden Mile Business Park, Brgy. Maduya, Carmona, Cavite	Medical services, educational services religious and charitable services	Disadvantaged families and communities	Carmona, Cavite	SWDA	In operation
50. The Work of Mary or Focolare Movement for Women Inc.	Mariapolis Peace, Ligaya Drive Sungay West, Tagaytay City, Cavite	Scholarship livelihood, medical and dental spiritual activities	Disadvantaged families and communities in the area	Tagaytay City	SWDA	In operation

Name of Agency	Address	Program & Services	Clientele	Area/s of Operation	Classification	Remarks
51. United Senior Citizen Asso.	437 Queensland St., Queens Row Central, Metro Queens Row, Inc., Bacoor, Cavite	Provide assistance to all Senior residing in the area	All Senior Citizen residing in the area	Bacoor, Cavite	SWDA	In operation
52. Unified Concerned Citizens for Progress and Development, Inc.	Blk. 33 Lot 19 Phase 7 Carissa Homes, Brgy. Punta 1, Tanza, Cavite	Education program, livelihood, Health and Nutrition	Underprivileged families in the area	Tanza, Cavite	SWDA	In operation
53. We Exalt You Jesus Foundation, Inc.	University Ave. Pasong Lawin, Buro Main, Dasmariñas, Cavite	medical mission, relief goods distribution scholarship and financial assistance	families/communities who belongs to poor	Region IV	SWA	In operation
54. Wings of Love International Praise, Inc.	C-4-16 Tropical Village, Gen. Trias, Cavite	Community welfare services includes medical mission feeding and trainings/seminar feeding and trainings/seminar	All less fortunate families residing in the area	Gen. Trias, Cavite	SWDA	In operation
55. Woodstate Vill. 2, Senior Citizen	Asso. Woodstate Vill. 2, Molino, Bacoor, Cavite	Community welfare services includes livelihood assistance medical/dental, burial assistance aid in in Senior Citizen, problem of medicine, wellness Program Lakbay-aral Physical fitness, livelihood program for able Senior Citizen	All senior citizens in the area	Molino, Bacoor, Cavite	SWDA	In operation
56. Yaweeh's Global and Christ Cornerstone Ministries (YGCCM) Inc.	OC Bldg. M.H. Del Pilar St., Silang, Cavite	Community welfare services includes educational formal and non-formal and medical mission	Disadvantaged families residing in the area	Silang, Cavite	SWDA	In operation

Source: Provincial Social Welfare Development Office, Trece Martires City,  
DSWD Region IV-A

## Sports and Recreation

Sports facilities are individual buildings or groups of structures designed for exercising, sports training and practice, and competition in various sports. The Provincial Government supports the youth by constructing various sports venue like basketball courts and other sports facilities to promote physical, moral, spiritual, intellectual and social well-being of this integral part of our society.

**Table 5AB** Number of Sports Facilities by City/Municipality, Province of Cavite: 2014

City/Municipality	Gymnasium/Sports Complex/Covered Court	Stadium	Golf Links	Golf Driving Range	Basketball Court	Pelota Courts	Tennis/ Badminton/ Sipa Court	Swimming Pools	Fitness Gym	Others*	Total
<b>1<sup>st</sup> District</b>											
Cavite City	6	1	0	2	7	1	7	2	0	4	30
Kawit	0	0	0	0	21	0	4	0	0	0	25
Noveleta	0	0	0	0	7	0	0	0	0	0	7
Rosario	0	0	0	1	21	0	1	5	0	0	28
<b>2<sup>nd</sup> District</b>											
City of Bacoor	21	0	0	0	73	1	9	17	0	8	129
<b>3<sup>rd</sup> District</b>											
City of Imus	1	0	0	0	105	0	3	13	0	2	124
<b>4<sup>th</sup> District</b>											
City of Dasmariñas	59	0	2	0	16	0	0	0	0	0	77
<b>5<sup>th</sup> District</b>											
Carmona	8	0	1	0	19	0	3	2	0	5	38
Gen. M. Alvarez	21	0	0	0	36	0	0	0	0	1	58
Silang	10	0	1	0	57	0	0	0	0	2	70
<b>6<sup>th</sup> District</b>											
Trece Martires City	2	1	0	0	33	0	1	0	0	2	39
Amadeo	4	0	0	0	16	0	1	3	2	1	27
Gen Trias	20	0	0	0	83	0	5	18	10	2	138
Tanza	2	0	0	0	37	0	1	2	0	0	42
<b>7<sup>th</sup> District</b>											
Tagaytay City	1	1	1	0	21	0	1		0	6	31
Alfonso	1	0	1	0	31	0	3	6	0	2	44
Gen. Aguinaldo	1	0	0	0	10	0	0	4	0	0	15
Indang	6	0	0	0	9	0	1	6	1	1	24
Magallanes	0	0	0	0	13	0	0	3	0	16	32
Maragondon	19	0	0	0	4	0	1	1	0	3	28
Mendez	0	0	0	0	8	0	0	0	0	1	9
Naic	1	0	0	0	26	0	0	5	0	0	32
Ternate	3	0	1	0	1	1	1	4	0	1	12
<b>Total</b>	<b>176</b>	<b>3</b>	<b>7</b>	<b>3</b>	<b>645</b>	<b>3</b>	<b>39</b>	<b>86</b>	<b>13</b>	<b>57</b>	<b>1,035</b>

Source: OPG-Youth and Sports Development Office

\*Volleyball Court, Track and Field, Multi-purpose Court, Soccer, etc.

Likewise, through OPG-Youth and Sports Development Office, the province also provides sports equipment and assistance to different cities and municipalities to support the sports activities in their localities. The provincial government believes that physical fitness and sports activities play important role in developing youths' alertness, discipline and teamwork.

Based on the data provided by OPG-Youth and Sports Development Office, there are a total of 1,035 different sports facilities in the province in 2014 (Table 5AB). Basketball court has the most number with 645 courts which represents 62.32% of the total sports facilities. Meanwhile, there are 258 existing recreational facilities composed of parks, playgrounds, movie houses, public libraries and others in the entire province which are utilized for various purposes (Table 5AC).

**Table 5AC** Recreational Facilities by City/Municipality, Province of Cavite: 2014

City/Municipality	Playgrounds	Parks	Movie houses	Public Library	Billiard Hall	Firing Range	Paragliding	Wall Climbing	Zipline	Obstacle Course	Horse Racing	Others*	Total
<b>1<sup>st</sup> District</b>													
Cavite City	1	7	0	0	0	1	0	0	0	0	0	1	10
Kawit	0	1	0	0	0	0	0	0	0	0	0	0	1
Noveleta	1	0	0	0	0	0	0	0	0	0	0	0	1
Rosario	1	3	1	0	6	0	0	0	0	0	0	2	13
<b>2<sup>nd</sup> District</b>													
City of Bacoor	0	0	1	0	21	0	0	0	0	0	0	2	24
<b>3<sup>rd</sup> District</b>													
City of Imus	28	1	1	0	13	0	0	0	0	0	0	11	54
<b>4<sup>th</sup> District</b>													
City of Dasmariñas	0	0	2	0	0	0	0	0	0	0	0	0	2
<b>5<sup>th</sup> District</b>													
Carmona	2	1	0	0		0	1	0	0	0	1	3	8
Gen. M. Alvarez	0	0	0	0	8	0	0	0	0	0	0	5	13
Silang	17	1	0	0		0	0	0	0	0	0	3	21
<b>6<sup>th</sup> District</b>													
Amadeo	1	1	0	0	0	0	0	0	0	0	0	3	5
Gen Trias	0	2	0	0	13	0	0	0	0	0	0	1	16
Tanza	2	0	0	0	9	0	0	0	0	0	0	0	11
Trece Martires City	0	1	0	1	0	0	0	0	0	0	1	0	3
<b>7<sup>th</sup> District</b>													
Alfonso	1	0	0	0	0	0	0	2	2	1	0	7	13
Gen. Aguinaldo	0	0	0	0	0	0	0	0	0	0	0	0	0
Indang	0	1	0	0	0	0	0	0	0	0	0	1	2
Magallanes	0	0	0	0	1	0	0	0	0	0	0	9	10
Maragondon	0	3	0	0	2	0	0	0	0	0	0	0	5
Mendez	1	0	0	1	2	0	0	0	0	0	0	0	4
Naic	2	0	0	1	0	0	0	0	0	0	0	0	3
Tagaytay City	11	25	0	0	0	0	0	0	1	0	0	12	49
Ternate	1	0	0	0	0	0	0	0	0	0	0	9	10
<b>Total</b>	<b>70</b>	<b>43</b>	<b>5</b>	<b>3</b>	<b>66</b>	<b>1</b>	<b>1</b>	<b>2</b>	<b>3</b>	<b>1</b>	<b>2</b>	<b>61</b>	<b>258</b>

Source: OPG-Youth and Sports Development Office

\*Bowling, Botanical Garden, Cockpits, Amusement/Arcade Center, Clubhouse

## PUBLIC ORDER AND SAFETY

**Table 5AD** Number of Policemen and Policeman-to-Population Ratio by Police Unit/Station, Province of Cavite: 2014

### Police Personnel

Peace and order is a very essential factor in measuring economic growth and development of localities. It can be a major consideration for investors in deciding where to venture their investments.

The provincial government recognizes the important role of internal security and maintenance of peace and order in nation building. The province works hand-in-hand with Cavite Police Provincial Office in keeping peaceful and orderly society.

Cavite Provincial Police is composed of a total of 1,961 police personnel consisting of 113 Police Commissioned Officers (PCOs) and 1,848 Police Non-Commissioned Officers (PNCOs).

The ideal police to population ratio is one policeman for every 1,000 population (for urban cities and municipalities). For the year 2014, Cavite has 3,673,803 projected population based on the 2010 Census of population conducted by the National Statistics Office. As a result, the province has 1:1,873 police-to-population ratio showing a shortage of 1,713 uniformed personnel. Based on the table, the biggest shortage can be observed in the City of Dasmariñas (487); followed by City of Bacoor (481) and City of Imus (359). In terms of ratio, municipalities of Alfonso, Indang, and Ternate conform to the minimum standard of police-to-population ratio (Table 5AD).

Unit/Station	Pop	Actual Strength		Actual Total Strength	Auth Strength		Variance		Pol-Pop Ratio
		PCO	PNCO		PCO	PNCO	PCO	PNCO	
PHQ		26	140	166					
CPPSMC		13	269	282					
TOURIST POLICE UNIT		2	45	47					
<b>1<sup>st</sup> District</b>									
Cavite CCPS	101,830	3	38	41		102		(61)	1: 2,484
Kawit MPS	85,410	2	36	38		85		(47)	1: 2,248
Noveleta MPS	46,348	2	26	28		46		(18)	1: 1,655
Rosario MPS	100,941	2	49	51		101		(50)	1: 1,979
<b>2<sup>nd</sup> District</b>									
City of Bacoor CPS	643,487	6	156	162		643		(481)	1: 3,972
<b>3<sup>rd</sup> District</b>									
City of Imus CPS	358,765	5	127	132		359		(227)	1: 2,718
<b>4<sup>th</sup> District</b>									
Dasmariñas MPS	680,306	8	185	193		680		(487)	1: 3,525
<b>5<sup>th</sup> District</b>									
Carmona MPS	89,742	3	60	63		90		(27)	1: 1,424
Gen. Mariano Alvarez MPS	150,601	2	47	49		151		(102)	1: 3,073
Silang MPS	241,950	5	101	106		242		(136)	1: 2,283
<b>6<sup>th</sup> District</b>									
Amadeo MPS	151,094	3	57	60		151		(91)	1: 2,518
Gen. Trias MPS	37,159	2	30	32		37		(5)	1: 1,161
Tanza MPS	337,118	3	90	93		337		(244)	1: 3,625
Trece Martires City CCPS	233,822	5	61	66		234		(168)	1: 3,543
<b>7<sup>th</sup> District</b>									
Alfonso MPS	70,348	2	109	111		70		41	1: 634
Gen. E. Aguinaldo MPS	52,659	2	42	44		53		(9)	1: 1,197
Indang MPS	18,971	2	32	34		19		15	1: 5,58
Magallanes MPS	66,936	2	23	25		67		(42)	1: 2,677
Maragondon MPS	22,635	2	19	21		23		(2)	1: 1,078
Mendez MPS	37,058	3	23	26		37		(11)	1: 1,425
Naic MPS	31,193	2	24	26		31		(5)	1: 1,200
Tagaytay CCPS	95,213	4	37	41		95		(54)	1: 2,322
Ternate MPS	20,216	2	22	24		20		4	1: 842
<b>Total</b>	<b>3,673,803</b>	<b>113</b>	<b>1,848</b>	<b>1,961</b>		<b>3,674</b>		<b>(1,713)</b>	<b>1: 1,873</b>

Source: Cavite Provincial Police Office, City of Imus

## Crime Volume

Based on the data reported by Cavite Police Provincial Office, crime volume in the province increased from 6,610 in 2013 to 8,725 in 2014, of which 4,368 are index crimes and 4,357 are non-index crimes. Among the cities and municipalities in the province, City of Dasmariñas had the highest number of crime incidents with 1,945 which accounted to 22.29% of the total crime volume. Followed by City of Bacoor with 1,260 crime cases or 14.44%. The City of Imus comes in third with 779 or 7.03% crime cases. Evidently, the mostly populated and highly urbanized areas had the most numbers of crime incidence in the province of Cavite. Meanwhile, the least number of reported crimes are in the municipalities of Gen. Aguinaldo and Magallanes with 48 and 29 cases, respectively.

The total crime volume increased by 32% from 2013 to 2014. Likewise, Index crimes posted an increase of 729 or 20.03% from 2013 to 2014 and non-index crimes also increased by 1,386 or 46.66%.

Index crimes, as defined by the Philippine National Police (PNP), involve crimes against persons such as murder, homicide, physical injury and rape, and crimes against property such as robbery, theft, carnapping/carjacking and cattle rustling. Non-index crimes, on the other hand, are violations of special laws such as illegal logging or local ordinances.

**Table 5AE** Crime Solution Efficiency by City/Municipality: 2013 and 2014

City/Municipality	Index Crimes		Non-Index Crimes		Crime Volume	
	2013	2014	2013	2014	2013	2014
<b>1<sup>st</sup> District</b>						
Cavite City	178	167	209	298	387	465
Kawit	71	96	88	103	159	199
Noveleta	60	104	31	77	91	181
Rosario	89	135	54	163	143	298
<b>2<sup>nd</sup> District</b>						
City of Bacoor	433	632	431	628	864	1260
<b>3<sup>rd</sup> District</b>						
Imus	279	360	186	419	465	779
<b>4<sup>th</sup> District</b>						
City of Dasmariñas	945	1189	567	756	1512	1945
<b>5<sup>th</sup> District</b>						
Carmona	120	42	70	52	190	94
Gen. Mariano Alvarez	143	99	126	168	269	267
Silang	286	345	244	381	530	726
<b>6<sup>th</sup> District</b>						
Trece Martires City	125	125	93	116	218	241
Amadeo	45	45	30	42	75	87
Gen. Trias	260	332	269	323	529	655
Tanza	147	199	168	260	315	459
<b>7<sup>th</sup> District</b>						
Tagaytay City	148	162	88	123	236	285
Alfonso	64	51	67	72	131	123
Gen. E. Aguinaldo	11	19	17	29	28	48
Indang	74	97	68	89	142	186
Magallanes	25	16	14	13	39	29
Maragondon	11	25	19	37	30	62
Mendez	29	34	35	56	64	90
Naic	72	72	75	111	147	183
Ternate	24	22	22	41	46	63
<b>Total</b>	<b>3,639</b>	<b>4,368</b>	<b>2,971</b>	<b>4,357</b>	<b>6,610</b>	<b>8,725</b>

*Source: Cavite Provincial Police Office, City of Imus*



## Average Monthly Crime Rate

The average monthly crime rate in 2014 was posted at 19.79%. This means that for every 100,000 people, there were around 20 incidents of crime every month. This result indicates that peace and order situation in the province is considered manageable. It is a positive indication that members of the police force are effectively taking action against major crimes that have occurred in the province. The highest AMCR was registered at Cavite City with 38.05% while Carmona has the least crime incident with 8.73% in a month. City of Bacoor being one of the most populous cities in the province show low average monthly crime rate of 16.32%. It indicates that the respective Police Stations are efficient and effective in maintaining the state of peace and order in their area of jurisdictions (Table 5AF).

## Crime Solution Efficiency

Solving a crime is one of challenging roles of law enforcers. A criminal case is considered solved when: 1) the offender has been identified, taken into custody, and charged before the prosecutor's office based on sufficient evidence against the accused; 2) when some elements beyond police control prevent the arrest of the offender, such as when the victim refuses to prosecute after the offender is identified, dies or absconds; and 3) the arrest of one offender can solve several crimes or several offenders may be arrested in the process of solving one crime.

Rosario, Naic and Gen. M. Alvarez have the highest crime solution efficiencies in the province with 53.69%, 51.37% and 48.69%, respectively. Meanwhile, municipalities with lowest crime solution efficiencies are Gen. Aguinaldo (6.25%) and Magallanes (6.90%) (Table 5AF).

The reporting system of the Philippine National Police or the Unit Crime Periodic Report or UCPER on its fourth year of implementation has been proven to be useful and effective in obtaining accurate crime statistics. The system serves as benchmark or baseline for comparative study, analysis and research. It also strengthened the collaboration efforts of law enforcers and the community. The UCPER system are now more appreciated considering the capacity of the Province to maintain a relatively high crime solution efficiency rate in spite of a significant shortage of law enforcers and the increasing Cavite population.

**Table 5AF** Average Monthly Crime Rate and Crime Solution Efficiency by City/Municipality, Province of Cavite: 2014

City/Municipality	Population	Total Crime			AMCR (%)
		Volume	Solved	EFF%	
<b>1<sup>st</sup> District</b>					
Cavite City	101,830	465	187	40.22	38.05
Kawit	85,410	199	73	36.68	19.42
Noveleta	46,348	181	36	19.89	32.54
Rosario	100,941	298	160	53.69	24.60
<b>2<sup>nd</sup> District</b>					
City of Bacoor	643,487	1260	329	26.11	16.32
<b>3<sup>rd</sup> District</b>					
Imus	358,765	779	245	31.45	18.09
<b>4<sup>th</sup> District</b>					
City of Dasmariñas	680,306	1945	255	13.11	23.83
<b>5<sup>th</sup> District</b>					
Carmona	89,742	94	40	42.55	8.73
Gen. Mariano Alvarez	150,601	267	130	48.69	14.77
Silang	241,950	726	115	15.84	25.01
<b>6<sup>th</sup> District</b>					
Trece Martires City	151,094	241	78	32.37	13.29
Amadeo	37,159	87	21	24.14	19.51
Gen. Trias	337,118	655	76	11.60	16.19
Tanza	233,822	459	112	24.40	16.36
<b>7<sup>th</sup> District</b>					
Tagaytay City	70,348	285	62	21.75	33.76
Alfonso	52,659	123	29	23.58	19.46
Gen. E. Aguinaldo	18,971	48	3	6.25	21.09
Indang	66,936	186	51	27.42	23.16
Magallanes	22,635	29	2	6.90	10.68
Maragondon	37,058	62	18	29.03	13.94
Mendez	31,193	90	0	0.00	24.04
Naic	95,213	183	94	51.37	16.02
Ternate	20,216	63	11	17.46	25.97
<b>Total</b>	<b>3,673,803</b>	<b>8725</b>	<b>2127</b>	<b>24.38</b>	<b>19.79</b>

Source: Cavite Provincial Police Office, City of Imus

## Index Crimes

Index crimes include crimes against person (murder, homicide, physical injury and rape), and crimes against property (robbery, theft, carnapping (RA6539) and RA 533). A total of 1,710 cases have been recorded under Crime Against Persons (CAPER) which are categorized as follows: Murder with 381 cases or 22.28% of the total crimes against person; homicide holds a total percentage of 2.34% or a total of 40; physical injuries which holds the highest percentage posted at 958 or 56.02%; and 331 rape cases or 19.36%. Crimes Against Property totaled to 2,658 cases of which 806 incidents or 30.32% are robbery cases, 1,797 incidents equivalent to 67.61% are theft cases, 54 cases or 2.03% are carnapping incidents and one (1) case under Republic Act 533 with 0.04%. City of Dasmariñas registered the highest incidents in all crimes against person and crime against property with 387 cases. This is due to increasing immigration of people from nearby provinces and development of business and commercial establishments in the area. The high crime rate can also be attributed to 24/7 lifestyle that this two highly urbanized localities are currently experiencing. Among crimes against person, physical injuries are the most rampant while theft is the most extensive in crimes against property (Table 5AG).

**Table 5AG** Number of Index Crimes by City/Municipality, Province of Cavite: 2014

City/Municipality	Crime Against Person					Crime Against Property				
	Murder	Homicide	Physical Injury	Rape	Total	Robbery	Theft	RA 6539	RA 533	Total
<b>1<sup>st</sup> District</b>										
Cavite City	16	0	66	15	97	25	43	2	0	70
Kawit	6	1	19	7	33	30	31	2	0	63
Noveleta	8	2	10	3	23	32	49	0	0	81
Rosario	7	2	37	7	53	18	64	0	0	82
<b>2<sup>nd</sup> District</b>										
City of Bacoor	69	6	113	40	228	112	288	4	0	404
<b>3<sup>rd</sup> District</b>										
City of Imus	27	0	91	25	143	49	160	8	0	217
<b>4<sup>th</sup> District</b>										
City of Dasmariñas	96	5	224	62	387	246	544	12	0	802
<b>5<sup>th</sup> District</b>										
Carmona	7	0	12	2	21	7	13	1	0	21
Gen. Mariano Alvarez	8	0	28	13	49	22	28	0	0	50
Silang	18	9	74	31	132	80	130	3	0	213
<b>6<sup>th</sup> District</b>										
Trece Martires City	15	2	38	10	65	20	38	2	0	60
Amadeo	6	1	7	2	16	14	13	2	0	29
Gen. Trias	34	5	81	29	149	54	124	5	0	183
Tanza	23	1	60	31	115	26	55	3	0	84
<b>7<sup>th</sup> District</b>										
Tagaytay City	10	1	23	9	43	21	93	5	0	119
Alfonso	0	0	8	6	14	11	21	5	0	37
Gen. E. Aguinaldo	2	0	9	2	13	1	5	0	0	6
Indang	5	2	13	18	38	17	42	0	0	59
Magallanes	1	1	5	1	8	4	4	0	0	8
Maragondon	8	0	3	7	18	0	6	0	1	7
Mendez	1	0	8	4	13	6	15	0	0	21
Naic	12	2	18	6	38	10	24	0	0	34
Ternate	2	0	11	1	14	1	7	0	0	8
<b>Total</b>	<b>381</b>	<b>40</b>	<b>958</b>	<b>331</b>	<b>1,710</b>	<b>806</b>	<b>1,797</b>	<b>54</b>	<b>1</b>	<b>2,658</b>

Source: Cavite Provincial Police Office, City of Imus

## FIRE PROTECTION SERVICES



The Bureau of Fire Protection is the agency under the Department of the Interior and Local Government that directly provides fire safety education and dissemination, fire brigade organization and training, fire prevention, fire and other related emergencies and community outreach programs. They are responsible for the prevention and suppression of all destructive fires on buildings, houses and other structures, forest, land transportation vehicles and equipment, ships or vessels docked at piers or wharves or anchored in major seaports, petroleum industry installations, plane crashes and other similar incidents, as well as the enforcement of the Fire Code and other related laws.

Cavite Bureau of Fire Protection has 268 fire personnel composed of 19 fire officers, 244 non-officers and five (5) non-uniformed personnel. Fire personnel are provided and paid by different cities/municipalities where they are assigned or designated. Officers are stationed only in the Office of the Provincial Director and 13 fire stations while the rest are headed and manned by non-officers (Table 5AH).

The fireman-to-population ratio of the province is at 1:14,695 in 2014. This makes Cavite deficient of 1,587 firemen based on the ideal and internationally accepted ratio of one fireman to two thousand inhabitants (1:2,000). This resulted to the existing personnel's performance of multiple functions in firefighting and administrative capacities. Recruitment of additional firemen is of great importance to deliver sufficient, fast and efficient services to the populace considering that the population is growing incessantly forecasted to reach 3,673,803 in 2014 (Table 5AI).

**Table 5AH** Number of Fire Personnel by City/Municipality, Province of Cavite: 2014

City/Municipality	Number of Fireman			
	Officer	Non-Officer	NUP	Total
OPD/EMSRU	3	13	2	18
<b>1<sup>st</sup> District</b>				
Cavite City	0	14		14
Kawit	1	8		9
Noveleta	1	9		10
Rosario	1	9		10
<b>2<sup>nd</sup> District</b>				
City of Bacoor	1	17		18
<b>3<sup>rd</sup> District</b>				
City of Imus	1	16		17
<b>4<sup>th</sup> District</b>				
City of Dasmariñas	1	16		17
<b>5<sup>th</sup> District</b>				
Carmona	1	8		9
Gen. M. Alvarez	1	9		10
Silang	0	17		17
<b>6<sup>th</sup> District</b>				
Trece Martires City	1	16	1	18
Amadeo	1	8		9
Gen. Trias	1	10		11
Tanza	1	11		12
<b>7<sup>th</sup> District</b>				
Tagaytay City	2	15		17
Alfonso	0	10		10
Gen. Emilio Aguinaldo	0	5		5
Indang	0	5	1	6
Magallanes*	0	1		1
Maragondon	1	8		9
Mendez	0	9		9
Naic	1	9	1	11
Ternate*	0	1		1
<b>Total</b>	<b>19</b>	<b>244</b>	<b>5</b>	<b>268</b>

Source: Cavite Bureau of Fire Protection, City of Imus

Notes: Gen. Aguinaldo - Concurrent at Alfonso FS

Magallanes - Concurrent at Alfonso FS

Ternate - Concurrent at Maragondon FS

**Table 5AI** Fire Personnel Requirement by City/Municipality, Province of Cavite: 2014

City/Municipality	2014 Projected Population	Ideal Strength	Actual	Current Needs	Fireman to Population Ratio
<b>1st District</b>					
Cavite City	101,830	51	14	37	1 : 7,274
Kawit	85,410	43	9	34	1 : 9,490
Noveleta	46,348	23	10	13	1 : 4,635
Rosario	100,941	50	10	40	1 : 10,094
<b>2nd District</b>					
City of Bacoor	643,487	322	18	304	1 : 35,749
<b>3rd District</b>					
City of Imus	358,765	179	17	162	1 : 21,104
<b>4th District</b>					
City of Dasmariñas	680,306	340	17	323	1 : 40,018
<b>5th District</b>					
Carmona	89,742	45	9	36	1 : 9,971
Gen. Mariano Alvarez	150,601	75	10	65	0 : 144,44
Silang	241,950	121	17	104	1 : 14,232
<b>6th District</b>					
Trece Martires City	151,094	76	18	58	1 : 8,394
Amadeo	37,159	19	9	10	0 : 37,159
Gen. Trias	337,118	169	11	158	1 : 30,647
Tanza	233,822	117	12	105	1 : 19,485
<b>7th District</b>					
Tagaytay City	70,348	35	17	18	1 : 4,138
Alfonso	52,659	26	10	16	1 : 5,266
Gen. Aguinaldo*	18,971	9	5	4	1 : 18,971
Indang	66,936	33	6	27	1 : 11,156
Magallanes**	22,635	11	1	10	1 : 22,635
Maragondon	37,058	19	9	10	1 : 4,118
Mendez	31,193	16	9	7	1 : 3,466
Naic	95,213	48	11	37	1 : 8,656
Ternate***	20,216	10	1	9	1 : 20,216
<b>Total</b>	<b>3,673,803</b>	<b>1837</b>	<b>250</b>	<b>1587</b>	<b>1 : 14,695</b>

Source: Cavite Bureau of Fire Protection, City of Imus

There are 30 firetrucks in the province, of which, 23 units are serviceable that are distributed among the 11 municipalities and six (6) cities (Table 5AJ). Although not all municipalities have firetrucks, they are being covered by their nearby municipalities that have firetrucks. Despite of insufficiency of firemen and firetrucks, firefighting



units of Cavite BFP managed to control incidences of fire in the province.

**Table 5AJ** Number of Firetrucks by City/Municipality, Province of Cavite: 2014

City/Municipality	FIRETRUCK			
	Serviceable	Unserviceable	Beyond Economic Repair	Total
<b>1st District</b>				
Cavite City	1	1	1	3
Kawit	1			1
Noveleta	1			1
Rosario		1		1
<b>2nd District</b>				
City of Bacoor	3	1		4
<b>3rd District</b>				
City of Imus	1			1
<b>4th District</b>				
City of Dasmariñas	2			2
<b>5th District</b>				
Carmona	1			1
Gen. Mariano Alvarez	1			1
Silang	2			2
<b>6th District</b>				
Trece Martires City	1	1		2
Amadeo	1			1
Gen. Trias	1	1		2
Tanza		1		1
<b>7th District</b>				
Tagaytay City	2			2
Alfonso	2			2
Gen. E. Aguinaldo				
Indang				
Magallanes				
Maragondon	1			1
Mendez	1			1
Naic	1			1
Ternate				
<b>Total</b>	<b>23</b>	<b>6</b>	<b>1</b>	<b>30</b>

Source: Cavite Bureau of Fire Protection, City of Imus



In 2014, Cavite Bureau of Fire Protection reported 279 fire incidents of different natures in the province. Table 5AK shows that major cause of fire incidents is Open Flame due to Torch/Sulo with 103 cases or 36.92% of the total fire incidents reported. It is also noted that 196 out of 279 fires were classified as Accidental in terms of motives of fire incidence while the remaining 83 cases were under investigation (Table 5AL). The office recorded 264 structural fire cases as to nature of fire (Table 5AM).

Cavite Bureau of Fire Protection educates citizens on fire safety and prevention through meetings and dialogues with the barangays to orient their constituents on the importance of fire safety consciousness within the community, particularly by practicing known fire safety measures and eradicating all fire hazards in their premises. Fire prevention activities such as fire drills are being conducted among establishments which have led to the organization of company fire brigades whose members are their workers/employees. Cavite BFP administers the annual celebration of Fire Prevention Month held every March.



**Table 5AK** Causes of Fire, Province of Cavite: 2013 and 2014

Causes of Fire	2013	2014
Electrical Connection	37	51
Electrical Appliances	3	0
Electrical Machinery	1	0
Unattended Cooking/Stove	3	0
Unattended Lighted Candle/Gasera	10	0
Open Flame due to Torch/Sulo	0	103
Direct Flame Contact/Static Electricity	0	21
LPG Explosion/ LPG Leak	2	3
Lighted Cigarette Butt	2	3
Pyrotechnics	1	0
Under Investigation	77	83
Others	10	15
<b>Total</b>	<b>146</b>	<b>279</b>

*Source: Cavite Bureau of Fire Protection, City of Imus*

**Table 5AL** Motives of Fire Incidence, Province of Cavite: 2013 and 2014

Motives of Fire Incidence	2012	2013
Intentional Fire	2	0
Accidental Fire	59	196
Undetermined	8	0
Fire Cases Under Investigation	77	83
<b>Total</b>	<b>146</b>	<b>279</b>

*Source: Cavite Bureau of Fire Protection, City of Imus*

**Table 5AM** Nature of Fire, Province of Cavite: 2013 and 2014

Nature of Fire	2013	2014
Structural	136	264
Forest/Grass	10	15
<b>Total</b>	<b>146</b>	<b>279</b>

*Source: Cavite Bureau of Fire Protection, City of Imus*

## JAIL OPERATION

Every city and municipal police stations have their respective lock-up cells for the custody and safekeeping of city and municipal prisoners. They are the fugitive from justice, or person detained awaiting investigation or trial and/or transfer to the national penitentiary, and/or violent mentally-ill person who endangers himself or the safety of others, duly certified by the proper medical or health officer, pending the transfer in the medical institution.

The Bureau of Jail Management and Penology (BJMP), which is also called the Jail Bureau supervises and controls over all city and municipal jails. On the other hand, the provincial jail is supervised by the provincial government. The Provincial Jail is located in Trece Martires City which accommodates the sentenced and detention prisoners into their custody for security and rehabilitation. The inmates are provided with skills trainings in preparation for their release from prison; medical, dental and optical health services; and spiritual renewal programs. The provincial jail also coordinated with Provincial Attorney's Office (PAO), Office of the Provincial Prosecutor (OPP) and concerned agencies for speedy trials of the inmates especially those who languish in jail for more than two (2) years. For the year 2014, there are a total of 39 jails in the province, composed of 1 (one) provincial jail, 12 BJMP and 26 lock-up cells (Table 5AN).

**Table 5AN** Number of Detention Cell/Jail by City/Municipality, Province of Cavite: 2014

City/Municipality	PNP Managed Detention Cell	BJMP	Provincial Jail	TOTAL
<b>1<sup>st</sup> District</b>				
Cavite City	1	1	0	2
Kawit	1	0	0	1
Noveleta	1	0	0	1
Rosario	1	0	0	1
<b>2<sup>nd</sup> District</b>				
City of Bacoor	1	1	0	2
<b>3<sup>rd</sup> District</b>				
City of Imus	1	1	0	2
<b>4<sup>th</sup> District</b>				
City of Dasmariñas	1	1	0	2
<b>5<sup>th</sup> District</b>				
Carmona	1	1	0	2
Gen. Mariano Alvarez	1	1	0	2
Silang	2	1	0	3
<b>6<sup>th</sup> District</b>				
Amadeo	1	0	0	1
Gen. Trias	3	1	0	4
Tanza	1	1	0	2
Trece Martires City	1	1	1	3
<b>7<sup>th</sup> District</b>				
Alfonso	1	0	0	1
Gen. E. Aguinaldo	1	0	0	1
Indang	1	0	0	1
Magallanes	1	0	0	1
Maragondon	1	0	0	1
Mendez	1	0	0	1
Naic	1	1	0	2
Tagaytay City	1	1	0	2
Ternate	1	0	0	1
<b>Total</b>	<b>26</b>	<b>12</b>	<b>1</b>	<b>39</b>

*Source: Cavite Provincial Police Office, Human Rights Division, Imus Cavite*



As of December 2014, there are 1,283 detainees in the province as reported in that period. Provincial Jail, being the rehabilitation zone of sentenced prisoners has the most number of detainees with 662 or 51.60% of the total detainees. It is followed by City of Dasmariñas Police Station and Carmona Municipal Station with both 72 detainees or 5.61% and Gen. Trias Municipal Station in Bacao with 63 detainees or 4.91% (Table 5AO).

Out of 1,283, there are 157 adult female detainees representing 12.24% of the total prisoners.

The data revealed that the most number of inmates are those in the age brackets 18-25 and 26-32 with both 245 persons. It is followed by age brackets 33-39 and 40-46 with 238 and 212 prisoners respectively (Table 5AP). Moreover, a total of five (4) minors are also under their custody to be transferred to the Department of Social Welfare and Development (Table 5AO).

**Table 5AO** Number of Detainees by Age Category, Sex and City/Municipality, Province of Cavite: December 2014

City/Municipality	DETAINED						Total
	Adult			Minor			
	Male	Female	Sub-total	Male	Female	Sub-total	
Provincial Jail	565	97	662	0	0	0	662
1 <sup>st</sup> District							
Cavite City	11	0	11	0	0	0	11
Kawit	25	3	28	0	0	0	28
Noveleta	3	0	3	0	0	0	3
Rosario	16	2	18	0	0	0	18
2 <sup>nd</sup> District							
City of Bacoor	46	6	52	0	0	0	52
3 <sup>rd</sup> District							
City of Imus	9	5	14	0	0	0	14
4 <sup>th</sup> District							
City of Dasmariñas	66	6	72	0	0	0	72
5 <sup>th</sup> District							
Carmona	69	3	72	0	0	0	72
Gen. Mariano Alvarez	27	4	31	2	0	2	33
Silang	53	5	58	1	0	1	59
6 <sup>th</sup> District							
Amadeo	1	0	1	0	0	0	1
Gen. Trias (San Francisco)	0	13	13	0	0	0	13
Gen. Trias (Manggahan)	23	0	23	0	0	0	23
Gen. Trias (Bacao)	63	0	63	0	0	0	63
Tanza	38	2	40	0	0	0	40
Trece Martires City	22	5	27	0	0	0	27
7 <sup>th</sup> District							
Alfonso	8	1	9	1	0	1	10
Gen. Aguinaldo	7	0	7	0	0	0	7
Indang	15	1	16	0	0	0	16
Magallanes	1	0	1	0	0	0	1
Maragondon	11	0	11	0	0	0	11
Mendez	12	0	12	0	0	0	12
Naic	14	2	16	0	0	0	16
Tagaytay City	15	0	15	0	0	0	15
Ternate	2	2	4	0	0	0	4
Total	1122	157	1,279	4	0	4	1,283

Source: Cavite Provincial Police Office, Human Rights Division, Imus Cavite

**Table 5AP** Number of Inmates by Age Bracket and City/Municipality, Province of Cavite: 2014

City/Municipality	17 & below	18-25	26-32	33-39	40-46	47-53	54-59	60-65	66-70	71 - above	TOTAL
Provincial Jail	0	94	58	106	133	105	58	71	34	3	662
<b>1<sup>st</sup> District</b>											
Cavite City	0	0	6	4	1	0	0	0	0	0	11
Kawit	0	9	8	5	3	1	2	0	0	0	28
Noveleta	0	0	0	2	1	0	0	0	0	0	3
Rosario	0	6	6	2	2	0	1	1	0	0	18
<b>2<sup>nd</sup> District</b>											
City of Bacoor	0	14	20	7	8	1	2	0	0	0	52
<b>3<sup>rd</sup> District</b>											
City of Imus	0	3	5	3	2	1	0	0	0	0	14
<b>4<sup>th</sup> District</b>											
City of Dasmariñas	0	18	25	12	9	4	0	3	0	1	72
<b>5<sup>th</sup> District</b>											
Carmona	0	15	30	15	8	3	0	0	1	0	72
Gen. Mariano Alvarez	2	6	8	9	4	3	0	1	0	0	33
Silang	1	15	19	11	4	7	1	0	0	1	59
<b>6<sup>th</sup> District</b>											
Amadeo	0	0	0	0	1	0	0	0	0	0	1
Gen. Trias (San Francisco)	0	4	3	3	0	2	1	0	0	0	13
Gen. Trias (Manggahan)	0	8	6	4	3	2	0	0	0	0	23
Gen. Trias (Bacao)	0	15	21	12	10	3	0	1	1	0	63
Tanza	0	4	3	21	6	3	3	0	0	0	40
Trece Martires City	0	6	6	5	3	2	3	1	1	0	27
<b>7<sup>th</sup> District</b>											
Alfonso	1	4	0	1	2	1	1	0	0	0	10
Gen. Aguinaldo	0	2	3	0	1	0	0	1	0	0	7
Indang	0	5	5	3	1	1	0	1	0	0	16
Magallanes	0	0	1	0	0	0	0	0	0	0	1
Maragondon	0	4	2	0	3	1	0	0	1	0	11
Mendez	0	4	3	4	1	0	0	0	0	0	12
Naic	0	6	4	3	3	0	0	0	0	0	16
Tagaytay City	0	2	3	6	2	1	1	0	0	0	15
Ternate	0	1	0	0	1	2	0	0	0	0	4
<b>Total</b>	<b>4</b>	<b>245</b>	<b>245</b>	<b>238</b>	<b>212</b>	<b>143</b>	<b>73</b>	<b>80</b>	<b>38</b>	<b>5</b>	<b>1,283</b>

Source: Cavite Provincial Police Office, Human Rights Division, Imus Cavite

Jail congestion has been one of the major problems faced by almost all cell detention in every cities and municipalities including the Provincial Jail. There are seven (7) cell areas that complied with the standard cell area requirement of 4.7 square meters per inmate in 2014. This includes Cavite City, Noveleta, City of Imus, Amadeo, Gen. Trias (San Francisco), Magallanes, and Naic. Moreover, there is a combined total cell area of 1,366.41 square meters in all municipal, city and provincial jails in the province. Provincial total falls below the "ideal" jail density of 4.7 square meters per inmate with 3.21 square meters for every inmate. The province needs a total cell area of 4,663.69 square meters to address jail congestion (Table 5AQ).

Likewise, the Bureau of Jail Management and Penology (BJMP) exercises supervision and control over all city and municipal jails, including their establishment and maintenance in every district, city and municipality for a secure, clean, adequately equipped and sanitary jail.

There are a total of 3,136 prisoners under the custody of 14 detention cells of BJMP in Cavite in December 2014. Cities of Imus and Bacoar separate female from male detention area to give protection to women. There is a need for additional detention area of 13,384.34 sq. m. to meet the 14,739.20 sq. meter ideal cell area requirement of inmates.

**Table 5AQ** Jail Congestion by City/Municipality, Province of Cavite: As of December 2014

City/Municipality	Jail Population	Floor Area (sq.m.)	Cell Area (sq.m.)	Actual Area per Inmate (sq.m.)	Ideal Cell Area (sq.m.)	Backlog (sq.m.)
<b>Provincial Jail</b>	<b>662</b>	<b>1,000.00</b>	<b>250.88</b>	<b>1.51</b>	<b>3,111.40</b>	<b>2,860.52</b>
<b>1<sup>st</sup> District</b>						
Cavite City	11	88.00	108.00	8.00	51.70	(56.30)
Kawit	28	94.00	13.39	3.36	131.60	118.21
Noveleta	3	110.00	30.00	36.67	14.10	(15.90)
Rosario	18	25.73	22.00	1.43	84.60	62.60
<b>2<sup>nd</sup> District</b>						
City of Bacoar	52	235.00	100.12	4.52	244.40	144.28
<b>3<sup>rd</sup> District</b>						
City of Imus	14	151.20	88.74	10.80	65.80	(22.94)
<b>4<sup>th</sup> District</b>						
City of Dasmariñas	72	10.00	10.00	0.14	338.40	328.40
<b>5<sup>th</sup> District</b>						
Carmona	72	152.00	114.00	2.11	338.40	224.40
Gen. Mariano Alvarez	33	320.22	100.70	9.70	155.10	54.40
Silang	59	7.00	7.00	0.12	277.30	270.30
<b>6<sup>th</sup> District</b>						
Amadeo	1	120.00	12.00	120.00	4.70	(7.30)
Gen. Trias (San Francisco)	13	68.70	68.70	5.28	61.10	(7.60)
Gen. Trias (Manggahan)	23	18.00	18.00	0.78	108.10	90.10
Gen. Trias (Bacao)	63	119.98	58.00	1.90	296.10	238.10
Tanza	40	126.50	20.00	3.16	188.00	168.00
Trece Martires City	27	496.00	114.00	18.37	126.90	12.90
<b>7<sup>th</sup> District</b>						
Alfonso	10	15.70	15.70	1.57	47.00	31.30
Gen. Aguinaldo	7	100.00	10.00	14.29	32.90	22.90
Indang	16	30.00	25.00	1.88	75.20	50.20
Magallanes	1	116.00	10.00	116.00	4.70	(5.30)
Maragondon	11	160.00	21.14	14.55	51.70	30.56
Mendez	12	100.00	22.50	8.33	56.40	33.90
Naic	16	343.50	93.10	21.47	75.20	(17.90)
Tagaytay City	15	97.94	14.82	6.53	70.50	55.68
Ternate	4	18.62	18.62	4.66	18.80	0.18
<b>Total</b>	<b>1283</b>	<b>4,124.09</b>	<b>1,366.41</b>	<b>3.21</b>	<b>6,030.10</b>	<b>4,663.69</b>

Source: Cavite Provincial Police Office, Human Rights Division, Imus Cavite

**Table 5AR** Jail Congestion in Bureau of Jail and Management Penology, Province of Cavite: December 2014

City/Municipality	Jail Population	Floor Area (sq.m.)	Cell Area (sq.m.)	Actual Area per Inmate	Ideal Cell Area	Backlog
Cavite City District Jail	236	180	92.31	0.76	1,109.20	1,016.89
Bacoor City Jail (Female Detention)	56	46	46	0.82	263.20	217.20
Bacoor City Jail (Male Detention)	502	141	141	0.28	2,359.40	2,218.40
Dasmaringas City Jail	392	600	243	1.53	1,842.40	1,599.61
Imus City Jail (Female Detention)	45	100	80	2.22	211.50	131.50
Imus City Jail (Male Detention)	384	190	139	0.49	1,804.80	1,665.95
Tagaytay City Jail	249	223.8	67.85	0.90	1,170.30	1,102.45
Trece Martires City Jail	150	496.28	114	3.31	705.00	591.00
Carmona Municipal Jail	78	333	78	4.26	366.60	289.10
Gen. Trias Municipal Jail	227	119.98	58	0.53	1,066.90	1,008.90
GMA Municipal Jail	233	142	110	0.61	1,095.10	985.40
Naic Municipal Jail	229	344	105	1.50	1,076.30	971.20
Silang Municipal Jail	161	110	45	0.68	756.70	711.94
Tanza Municipal Jail	194	350	37	1.80	911.80	874.80
<b>Total</b>	<b>3,136</b>	<b>3,374.35</b>	<b>1,354.86</b>	<b>1.08</b>	<b>14,739.20</b>	<b>13,384.34</b>

*Source: Bureau of Jail and Management Penology, Region IV-A, Calamba City, Laguna*

## Vital Health Indices and Nutrition

### Health Facilities

Health service delivery in Cavite has evolved into dual delivery systems of public and private provision, covering the entire range of health interventions with varying degrees of emphasis at different health care levels. Hospitals are mainly classified as general or as DOH hospitals which provide services for all kinds of illnesses, diseases, injuries or deformities. It has emergency and outpatient services, primary care services, family medicine, pediatrics, internal medicine, obstetrics- gynecology, surgery including diagnostic and laboratory services, imaging facility and pharmacy. These hospitals are further

classified into the following: Level-1, Level-2, and Level-3 general services.

Table 5AS shows that the province of Cavite has 45 hospitals providing health services. About 84% (or 38) are privately owned and the rest 16% (or 7 hospitals) are government-owned operated hospitals. These hospitals are also classified Level 1, Level 2 and Level 3 hospitals. There are 29 Level-1 hospitals operating in the province. These Level-1 hospitals are those emergency hospitals that provide initial clinical care and management to patients requiring immediate treatment as well as primary care on prevalent diseases in the locality, which includes: isolation facilities, maternity, dental clinics, 1st level x-ray, secondary clinical laboratory with consulting pathologist, blood station, and pharmacy. Fourteen (14) are Level-2 general hospitals. Health services in Level 2 category include Level

1 services and departmentalized clinical services, respiratory units, ICU, NICU and HRP, high risk pregnancy unit, tertiary clinical laboratory, and 2<sup>nd</sup> level x-ray. Two (2) are level-3 general hospitals, the De La Salle University Medical Center in the City of Dasmariñas and General Emilio Aguinaldo Memorial Hospital, a provincial-government hospital which is located in Trece Martires City. Level-3 general hospitals services include level 2 services and teaching/training, physical medicine and rehabilitation, ambulatory surgery, dialysis, tertiary laboratory, blood bank, and 3<sup>rd</sup> level x-ray.

**Table 5AS** List of Licensed Government and Private Hospitals, Province of Cavite: as of December 31, 2014

City/Municipality by District		Name of Hospital	Ownership	Authorized Bed Capacity	Classification	Service Capability
<b>1<sup>st</sup> District</b>						
Cavite City	1.	Cavite Naval Hospital	Government Military	100	General	Level 1
	2.	Dra. Olivia Salamanca Memorial District Hospital	Government-LGU	50	General	Level 1
	3.	A.Dela Cruz Maternity Hospital	Private	11	General	Level 1
	4.	Bautista Hospital	Private	60	General	Level 2
	5.	Cavite Medical Center	Private	60	General	Level 2
	6.	KawitKalayaan Hospital	Government-LGU	25	General	Level 1
	7.	St. Martin Maternity and Pediatric Hospital	Private	50	General	Level 1
	8.	Our Savior Hospital	Private	30	General	Level 1
<b>2<sup>nd</sup> District</b>						
City of Bacoor	9.	Bacoor District Hospital	Government-LGU	10	General	Level 1
	10.	Bacoor Doctors Medical Center (new)	Private	60	General	Level 1
	11.	Crisostomo General Hospital	Private	20	General	Level 1
	12.	Metro South Medical Center	Private	50	General	Level 2
	13.	Molino Doctors Hospital	Private	38	General	Level 1
	14.	Prime Global Care Medical Center, Inc.	Private	33	General	Level 1
	15.	Southeast Asian Medical Center, Inc.	Private	50	General	Level 2
	16.	St. Dominic Medical Center, Inc.	Private	100	General	Level 2
	17.	St. Michael Medical Hospital	Private	48	General	Level 1
<b>3<sup>rd</sup> District</b>						
City of Imus	18.	Imus Family Hospital, Inc.	Private	15	General	Level 1
	19.	Medical Center Imus	Private	90	General	Level 2
	20.	Our Lady of the Pillar Medical Center	Private	98	General	Level 2

City/Municipality by District		Name of Hospital	Ownership	Authorized Bed Capacity	Classification	Service Capability
<b>4<sup>th</sup> District</b>						
City of Dasmariñas	21.	Asia Medic Family Hospital and Medical Center	Private	77	General	Level 1
	22.	Dasmariñas City Medical Center, Inc. (new)	Private	60	General	Level 2
	23.	De La Salle University Medical Center	Private	250	General	Level 3
	24.	Emilio Aguinaldo College Medical Center Cavite	Private	154	General	Level 2
	25.	St. Paul Hospital Cavite, Inc.	Private	100	General	Level 2
<b>5<sup>th</sup> District</b>						
Gen. Mariano Alvarez Silang	26.	San Jose Hospital and Medical Center, Inc.	Private	25	General	Level 1
	27.	Estrella Hospital	Private	20	General	Level 1
	28.	St. Mazenod Hospital, Inc.	Private	12	General	Level 1
	29.	Velazco Hospital	Private	25	General	Level 1
<b>6<sup>th</sup> District</b>						
Gen. Trias	30.	Divine Grace Medical Center	Private	50	General	Level 2
	31.	E. Contreras Medical Clinic	Private	24	General	Level 1
	32.	Gentri Doctors Medical Center, Inc.	Private	69	General	Level 2
	33.	Gentri Medical Center and Hospital, Inc.	Private	50	General	Level 2
	34.	Gen. Trias Maternity and Pediatric Hospital	Private	73	General	Level 1
	35.	Gen. Trias Medicare Hospital	Government-LGU	10	General	Level 1
Tanza	36.	SSMC Satellite Hospital	Private	25	General	Level 1
	37.	JNRAL Family Corporation Hospital	Private	22	General	Level 1
	38.	Tanza Family General Hospital	Private	44	General	Level 1
Trece Martires City	39.	General Emilio Aguinaldo Memorial Hospital	Government-LGU	284	General	Level 3
	40.	M.V. Santiago Medical Center	Private	75	General	Level 1
<b>7<sup>th</sup> District</b>						
Alfonso Maragondon	41.	DLS-Dr. Rodolfo R. Poblete Memorial Hospital	Private	20	General	Level 1
	42.	Cavite Municipal Hospital	Government-LGU	10	General	Level 1
Naic	43.	First Filipino Saint Hospital	Private	40	General	Level 1
	44.	Naic Doctors Hospital, Inc.	Private	30	General	Level 1
Tagaytay City	45.	Tagaytay Medical Center, Inc.	Private	90	General	Level 2
<b>Total Authorized Bed</b>				<b>2,637</b>		

Source: [www.doh.gov.ph](http://www.doh.gov.ph), Bureau of Health Facilities and Services Center for Health Development

The government hospitals are funded out of the provincial government's budget while municipal/city hospitals are financed by the municipal/city budgets. Management and financial parameters are determined primarily by the local chief executive and, in varying level of influence and technical leadership of the respective provincial/city/ municipal health officer or chief of hospital.

**Figure 5H** Number of Hospitals by Level of Classification and Ownership, Province of Cavite: 2014

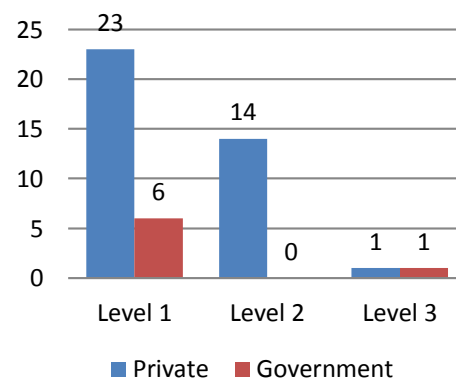


Figure 5H shows that the private hospitals outnumbered the government hospitals in level 1 and 2 categories.

**The province of Cavite has 45 hospitals providing health services and classified according to service capability as:**

Level 1	29
Level 2	14
Level 3	2



## Hospital Bed-Population Ratio

The number of hospital beds is also a good indicator of health service availability. As per Philippine Statistics Authority-National Statistical Coordination Board (PSA-NSCB) recommendation, there should be one (1) hospital bed per 1,000 populations. Table 5AT describes the distribution of private and government hospital beds per city/municipality. These hospitals have a combined total of 2,774 hospital beds, wherein 489 are provided by government hospitals while 2,148 are provided by private hospitals and 137 of infirmaries.

With a projected population of 3,673,803 in 2014, Cavite reaches a hospital-bed-to-population ratio of 0.76. This meant that for every 1,000

population there were 760 hospital beds available. Of the 23 cities/municipalities, Cavite City, Trece Martires City, Tagaytay City and Noveleta have sufficient numbers of beds per 1000 population, 2.86, 2.38, 1.45 and 0.15, respectively. Additional 900 beds are needed to meet the standard requirement of 3,674 beds for the 2014 projected population.

## Other Health Facilities

Other health facilities are places that provide health care. It includes infirmaries, clinics, outpatient care centers, and specialized care centers, such as birthing centers and psychiatric care centers.

There are 37 other health facilities in the province which are being accredited by the DOH. These are summarized as follows: infirmaries (12), birthing facilities (7), ambulatory surgical clinic (1), free standing dialysis clinics (6), drug abuse treatment and rehabilitation centers (6), psychiatric care facility (1), medical facilities for overseas workers and seafarers (2), and laboratory for drinking water analysis (2) (Table 5AU).

Moreover, the list of these facilities are shown on Tables 5AV, 5AW, 5AX, 5AY & 5AZ, 5BA, 5BB.

**Table 5AT** Number of Beds and Rate per 1,000 Populations by City/Municipality, Province of Cavite: 2014

City/Municipality	Projected Population 2014	Authorized Bed Capacity (ABC)			Rate Per 1000 Population
		Hospitals	Infirmaries	Total ABC	
<b>1<sup>st</sup> District</b>	<b>334,529</b>	<b>386</b>	<b>30</b>	<b>416</b>	<b>1.24</b>
Cavite City	101,830	281	10	291	2.86
Kawit	85,410	25	20	45	0.53
Noveleta	46,348	50	0	50	1.05
Rosario	100,941	30	0	30	0.30
<b>2<sup>nd</sup> District</b>	<b>643,487</b>	<b>409</b>	<b>0</b>	<b>409</b>	<b>0.64</b>
City of Bacoar	643,487	409	0	409	0.64
<b>3<sup>rd</sup> District</b>	<b>358,765</b>	<b>203</b>	<b>0</b>	<b>203</b>	<b>0.57</b>
City of Imus	358,765	203	0	203	0.57
<b>4<sup>th</sup> District</b>	<b>680,306</b>	<b>641</b>	<b>12</b>	<b>653</b>	<b>0.96</b>
City of Dasmariñas	680,306	641	12	653	0.96
<b>5<sup>th</sup> District</b>	<b>482,293</b>	<b>82</b>	<b>54</b>	<b>136</b>	<b>0.28</b>
Carmona	89,742	0	15	15	0.17
Gen. Mariano Alvarez	150,601	25	19	44	0.29
Silang	241,950	57	20	77	0.32
<b>6<sup>th</sup> District</b>	<b>759,193</b>	<b>726</b>	<b>14</b>	<b>740</b>	<b>0.97</b>
Amadeo	37,159	0	0	0	0
Gen. Trias	337,118	301	0	301	0.89
Tanza	233,822	66	14	80	0.34

City/Municipality	Projected Population 2014	Authorized Bed Capacity (ABC)			Rate Per 1000 Population
		Hospitals	Infirmaries	Total ABC	
Trece Martires City	151,094	359	0	359	2.38
<b>7<sup>th</sup> District</b>	<b>415,229</b>	<b>190</b>	<b>27</b>	<b>217</b>	<b>0.52</b>
Alfonso	52,659	20	0	20	0.38
Gen. E. Aguinaldo	18,971	0	0	0	0
Indang	66,936	0	0	0	0
Magallanes	22,635	0	5	5	0.22
Maragondon	37,058	10	0	10	0.27
Mendez	31,193	0	0	0	0
Naic	95,213	70	10	80	0.84
Tagaytay City	70,348	90	12	102	1.45
Ternate	20,216	0	0	0	0
<b>Total</b>	<b>3,673,803</b>	<b>2,637</b>	<b>137</b>	<b>2,774</b>	<b>0.76</b>

Source: [www.doh.gov.ph](http://www.doh.gov.ph), Bureau of Health Facilities and Services Center for Health Development

As per Philippine Statistics Authority-National Statistical Coordination Board (PSA-NSCB) recommendation

... there should be one (1) hospital bed per 1,000 populations

**Table 5AU** Number and Characteristics of Other Health Facilities and Services, Province of Cavite: 2014

Other Health Facilities	Number	Characteristics
Infirmaries	12	A place for the care of the infirm, sick, or injured; a health facility where patients receive treatment.
Birthing Facilities	7	A medical facility, often associated with a hospital, that is designed to provide a comfortable, homelike setting during childbirth and that is generally less restrictive than a hospital in its regulations, as in permitting midwifery or allowing family members or friends to attend the delivery. It is staffed by nurse-midwives that provide a less institutionalized setting than a hospital for women who wish to deliver by natural childbirth.
Ambulatory Surgical Clinic	1	A government or privately owned institution which is primarily established for the purpose of providing services that include elective (non-emergency) surgical procedures ranging from minor to major operations, whether requiring local, regional or general anesthesia medical care (includes diagnosis, observation, treatment and rehabilitation) provided on an out-patient basis. Ambulatory care is given to persons who are not confined to a hospital but rather ambulatory or able to walk or will not require inpatient care.
Free Standing Dialysis Clinics	6	A freestanding dialysis clinic is a facility that provides chronic maintenance dialysis to end stage renal disease patients on an outpatient basis, including dialysis services in the patient's place of residence. It may be independent or hospital-based unit.
Drug Abuse Treatment and Rehabilitation Centers	6	A center where the processes of medical or psychotherapeutic treatment, for dependency on psychoactive substances such as alcohol, prescription drugs, and street drugs such as cocaine, heroin or amphetamines. The general intent is to enable the patient to cease substance abuse, in order to avoid the psychological, legal, financial, social, and physical consequences that can be caused, especially by extreme abuse. Treatment includes medication for depression or other disorders, counseling by experts and sharing of experience with other addicts. Some rehab centers include meditation and spiritual wisdom in the treatment process
Psychiatric Care Facility	1	A hospital for the care and treatment of patients affected with acute or chronic mental illness. Also called Mental Hospital. A health care facility providing inpatient and outpatient therapeutic services to clients with behavioral or emotional illnesses.
Medical Facilities for Overseas Workers and Seafarers	2	A medical facility accredited by the DOH, for overseas workers and seafarers in compliance to standards set for a particular purpose such as issuance of medical fitness certification to overseas work applicants
Laboratory for Drinking Water Analysis	2	An analytical laboratory accredited by the DOH to perform biological, microbiological, chemical or radiochemical examination of potable water;
<b>Total Other Health Facilities</b>	<b>37</b>	

Source: [www.doh.gov.ph](http://www.doh.gov.ph), Bureau of Health Facilities and Services Center for Health Development

**Table 5AV** List of Licensed Government and Private Infirmaries, Province of Cavite: as of December 31, 2014

City/Municipality by District	No.	Name of Hospital	Ownership	Authorized Bed Capacity	Service Capability
<b>1<sup>st</sup> District</b>					
Cavite City	1	Major Danilo Atienza Air Base Hospital	Government Military	10	Infirmery
Kawit	2	Kawit Maternity & General Hospital	Private	20	Infirmery
<b>4<sup>th</sup> District</b>					
City of Dasmarinas	3	Fabella-Narciso Medical & Maternity Clinic	Private	8	Infirmery
	4	M.V. Santiago Medical Center-FCIE Branch	Private	4	Infirmery
<b>5<sup>th</sup> District</b>					
Carmona	5	Pagamutang Bayan ng Carmona	Government-LGU	15	Infirmery
Gen. Mariano Alvarez	6	CARSIGMA District Hospital	Government-LGU	19	Infirmery
Silang	7	Adventist University of the Philippines Health Service	Private-University	10	Infirmery
	8	Silang Doctor's Hospital	Private	10	Infirmery
<b>6<sup>th</sup> District</b>					
Tanza	9	ARESCOM Infirmery	Government-Military	14	Infirmery
<b>7<sup>th</sup> District</b>					
Magallanes	10	Our Lady of the Way Medical and Pediatric Clinic	Private	5	Infirmery
Naic	11	Naic Medicare Hospital	Government-LGU	10	Infirmery
Tagaytay City	12	Ospital ng Tagaytay	Government-	12	Infirmery
<b>Total Authorized Bed Capacity (ABC)</b>				<b>137</b>	

Source: [www.doh.gov.ph](http://www.doh.gov.ph), Bureau of Health Facilities and Services Center for Health Development

**Table 5AW** List of Birthing Facilities, Province of Cavite: 2014

City/Municipality by District	No.	Name of Birthing Home	Ownership	Authorized Bed Capacity
<b>2<sup>nd</sup> District</b>				
City of Bacoor	1	Queen's Crown Lying-in Clinic (new)	Private	2
<b>5<sup>th</sup> District</b>				
Silang	2	Manipis Lying-in Maternity Clinic (new)	Private	3
	3	Green Diamond Lying-in Clinic (new)	Private	2
<b>6<sup>th</sup> District</b>				
Gen. Trias	4	Tagle-Rojas Maternity Lying-in Clinic (new)	Private	3
	5	Gina E. Gala Lying-in Clinic (new)	Private	4
Trece Martires City	6	ERS Maternity Pediatric Clinic (new)	Private	8
<b>7<sup>th</sup> District</b>				
Magallanes	7	Nuestra Sra. De Guia Medical and Lying-in Clinic (new)	Private	12
<b>Total Authorized Bed Capacity (ABC)</b>				<b>34</b>

Source: [www.doh.gov.ph](http://www.doh.gov.ph), Bureau of Health Facilities and Services Center for Health Development

**Table 5AX** List of Licensed Ambulatory Surgical Clinic and Free Standing Dialysis Clinics, Province of Cavite: as of December 31, 2014

City/Municipality	No.	Name of Clinic	Location	Services	Number of Stations
<b>A. Ambulatory Surgical Clinic</b>					
City of Dasmarinas	1	Wellcare Clinic & Laboratory, Inc.	Erja Bldg., Burol 1, Congressional Road, City of Dasmarinas	General Surgery, Reproductive Health	
<b>B. Free Standing Dialysis Clinics</b>					
City of Imus	1	B. Braun Avintum Phils., Inc.	9073 E.Aguinaldo Highway, Anabu II-B, City of Imus		11
	2	Nephrology Center of Cavite City Dialysis, Inc.	Unit 105, Sun City Plaza, Aguinaldo Highway, Anabu 1, City of Imus		15
City of Dasmarinas	3	Hemotek Renal Center, Inc.	RJVA Bldg., Sampaloc I, Aguinaldo Highway, Palapala, City of Dasmarinas		15
	4	Kidneycare Dialysis Center	895 JAE Bldg. Jose Abad Santos Ave., Salitran 1, City of Dasmarinas		4
Gen. Trias	5	Korea-Phils. Friendship Occupational Health	EPZA-Bacao Rd., Gen. Trias, Cavite		8
Mendez	6	Nephrology Center of Cavite CT-R Hemodialysis, Inc.	J.P. Rizal St., Brgy. Asis III, Mendez, Cavite		9
<b>Total Number of Stations</b>					<b>62</b>

Source: [www.doh.gov.ph](http://www.doh.gov.ph), Bureau of Health Facilities and Services Center for Health Development

**Table 5AY** List of Accredited Drug Abuse Treatment and Rehabilitation Centers, Province of Cavite: as of August 30, 2014

City/Municipality	No.	Name of Center	Address	Authorized Bed Capacity	Classification				Modality	Validity Period
					Ownership		Institutional Character			
					GO	NGO	IB	FS		
Amadeo	1	Lord's Agape Recovery Center, Inc.	027-C Brgy. Salaban, Amadeo, Cavite	32 (Male & Female)		✓		✓	Eclectic	05/30/2014-05/29/2017
Indang	2	Bridgehall Community Foundation, Inc. Treatment Facility for Alcoholics & Drug Dependents	Brgy. BanabaCerca, Indang, Cavite	50 (Male & Female)		✓		✓	Eclectic	02/22/2013-02/21/2016
Tagaytay City	3	Change and Recovery (CARE) Treatment and Rehabilitation Center	D.Cruzado Road, Guinhawa, Tagaytay City	38 (Male & Female)		✓		✓	Therapeutic Community	06/19/2012-06/18/2015
Tagaytay City	4	Department of Health Tagaytay City Treatment and Rehabilitation Center	Ipil St., Kaybagal South, Tagaytay City	120 Male	✓			✓	Therapeutic Community	02/01/2014-01/31/2017
Tagaytay City	5	Seagulls Flight Foundation, Inc.	Brgy. Neogan, Aguinaldo Highway, Tagaytay City	50 (Male & Female)		✓		✓	Therapeutic Community	01/01/2014-12/31/2016
Tagaytay City	6	Serenity House of Sobriety	3575 ME Calamba Rd. Brgy. Sungay East, Tagaytay City	50 (Male & Female)		✓		✓	Eclectic	06/03/2012-06/02/2015
Total Authorized Bed Capacity (ABC)				340 (Male & Female)						

Source: [www.doh.gov.ph](http://www.doh.gov.ph), Bureau of Health Facilities and Services Center for Health Development

Legend:

GO - Government-Owned-a center operated and maintained partially or wholly by the national, provincial, city or municipal government, or any other government

NGO - Non-Government Owned - privately owned, established and operated with funds through donation, principal, investment or other means, by any individual, corporation, association or organization

IB - Institution Based

FS - Free Standing is a Center that operates separately from any other institution. Residential Treatment and Rehabilitation Center (In-patient Center) – a health facility that provides comprehensive rehabilitation services utilizing, among others, any of the accepted modalities: Multidisciplinary Team Approach, Therapeutic Community Approach and/or Spiritual Services towards the rehabilitation of a drug dependent

**Table 5AZ** Accredited Psychiatric Care Facility, Province of Cavite

City/Municipality	Name of Facility	Ownership	Authorized Bed Capacity	Service Capability
Trece Martires City	Cavite Center for Mental Health	Government	250	AcPayF

Source: [www.doh.gov.ph](http://www.doh.gov.ph), Bureau of Health Facilities and Services Center for Health Development

**Table 5BA** List of Accredited Medical Facilities for Overseas Workers and Seafarers, Province of Cavite: as of May 20, 2015

Name of Clinics	No.	Address	Validity Period
Emilio Aguinaldo College Medical Center	1	Brgy. Salitran II, City of Dasmariñas	Oct. 13, 2014 to Dec. 31, 2016
Medix Healthcare and Diagnostic Center, Inc	2	One CT Tower, J.P. Rizal St., Brgy Asis III, Mendez	Dec. 4, 2014 to June 3, 2015

Source: [www.doh.gov.ph](http://www.doh.gov.ph), Bureau of Health Facilities and Services Center for Health Development

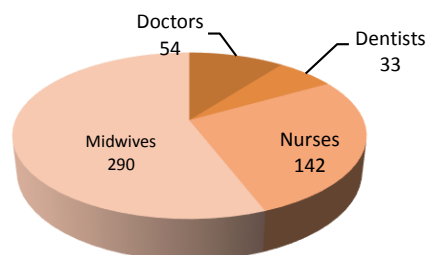
**Table 5BB** List of Accredited Laboratories for Drinking Water Analysis, Province of Cavite: as of December 2013

City/Municipality	No.	Name of Laboratory for Drinking Water Analysis	Address	Services	Classification
City of Dasmariñas	1	Dasmariñas Water District Laboratory	Camerino Ave., City of Dasmariñas	Physical Bacteriological Chemical	FS
Carmona	2	Regional Water Laboratory	J.M. Loyola St., Carmona, Cavite	Physical Bacteriological	FS

Source: [www.doh.gov.ph](http://www.doh.gov.ph), Bureau of Health Facilities and Services Center for Health Development

## Health Human Resources

The health human resources are the main drivers of the health care system and are essential for the efficient management and operation of the public health system. Figure 5I shows that the health manpower under the city/municipal health offices that cater to the 3,673,803 populace includes 54 physicians, 33 dentists, 142 nurses, and 290 midwives. This results to a ratio of one doctor for every 68,033 constituents. The standard ratio is 1:20,000 thus post a shortage of 130 government doctors. The total number of dentists which pertains to 6.36% of the total health manpower has resulted to the dentist-population ratio of 1:111,327. As observed, this figure is much lower compared to the standard dentist-population ratio of 1:20,000. It is also noted that nurses comprising 27.36% of the total number of health personnel, has led to 1:25,872 nurse-to-population ratio versus the standard ratio of 1:20,000, while midwives has marked the ratio of 1:12,668 against the standard ratio of 1:5,000. Based on estimates, there is a need to hire additional health personnel in RHUs including dentists (151), nurses (42) and midwives (445) (Table 5BC).

**Figure 5I** Total Number of Government Health Personnel, Province of Cavite: 2014**Table 5BC** Number of Government Health Workers by City/Municipality, Province of Cavite: as of December 31, 2014

City/Municipality by District	Projected Population 2014	Doctors	Doctor to Population Ratio	Dentists	Dentist to Population Ratio	Nurses	Nurse to Population Ratio	Midwives	Midwife to Population Ratio
<b>1<sup>st</sup> District</b>	<b>334,529</b>	<b>14</b>	<b>1:23,895</b>	<b>7</b>	<b>1:47,790</b>	<b>28</b>	<b>1:11,947</b>	<b>51</b>	<b>1:6,559</b>
Cavite City	101,830	9	1:11,314	1	1:101,830	11	1:9,257	21	1:4,849
Kawit	85,410	2	1:42,705	2	1:42,705	4	1:21,353	10	1:8,541
Noveleta	46,348	1	1:46,348	1	1:46,348	1	1:46,348	2	1:23,174
Rosario	100,941	2	1:50,471	3	1:33,647	12	1:8,412	18	1:5,608
<b>2<sup>nd</sup> District</b>	<b>643,487</b>	<b>7</b>	<b>1:91,927</b>	<b>5</b>	<b>1:128,697</b>	<b>15</b>	<b>1:42,899</b>	<b>27</b>	<b>1:23,833</b>
City of Bacoor	643,487	7	1:91,927	5	1:128,697	15	1:42,899	27	1:23,833
<b>3<sup>rd</sup> District</b>	<b>358,765</b>	<b>4</b>	<b>1:89,691</b>	<b>4</b>	<b>1:89,691</b>	<b>10</b>	<b>1:35,877</b>	<b>32</b>	<b>01:11.2</b>
City of Imus	358,765	4	1:89,691	4	1:89,691	10	1:35,877	32	01:11.2
<b>4<sup>th</sup> District</b>	<b>680,306</b>	<b>4</b>	<b>1:70,077</b>	<b>2</b>	<b>1:340,153</b>	<b>9</b>	<b>1:75,590</b>	<b>32</b>	<b>1:21,260</b>
City of Dasmariñas	680,306	4	1:70,077	2	1:340,153	9	1:75,590	32	1:21,260
<b>5<sup>th</sup> District</b>	<b>482,293</b>	<b>7</b>	<b>1:68,899</b>	<b>4</b>	<b>1:120,573</b>	<b>17</b>	<b>1:28,370</b>	<b>53</b>	<b>1:9,100</b>
Carmona	89,742	2	1:44,871	2	1:44,871	6	01:15.0	14	1:6,410
Gen. Mariano Alvarez	150,601	1	1:150,601	0	0	4	1:37,650	19	1:7,926
Silang	241,950	4	1:60,488	2	1:120,975	7	1:34,564	20	1:12,098
<b>6<sup>th</sup> District</b>	<b>759,193</b>	<b>9</b>	<b>1:84,355</b>	<b>5</b>	<b>1:151,839</b>	<b>35</b>	<b>1:21,691</b>	<b>44</b>	<b>1:17,254</b>
Amadeo	37,159	1	1:37,159	0	0	1	1:37,159	4	1:9,290
Gen. Trias	337,118	3	1:112,373	2	1:168,559	21	1:16,053	21	1:16,053
Tanza	233,822	4	1:58,456	1	1:233,822	11	1:21,257	13	1:17,986
Trece Martires City	151,094	1	1:151,094	2	1:75,547	2	1:75,547	6	1:25,182
<b>7<sup>th</sup> District</b>	<b>415,229</b>	<b>9</b>	<b>1:46,137</b>	<b>6</b>	<b>1:69,205</b>	<b>28</b>	<b>1:14,830</b>	<b>51</b>	<b>1:8,142</b>
Alfonso	52,659	1	1:52,659	0	0	1	1:52,659	5	1:10,532
Gen. E. Aguinaldo	18,971	1	1:18,971	0	0	1	1:18,971	3	1:6,324
Indang	66,936	1	1:66,936	1	1:66,936	9	1:7,437	10	1:6,694
Magallanes	22,635	1	1:22,635	1	1:22,635	2	1:11,318	11	1:2,058
Maragondon	37,058	1	1:37,058	0	0	1	1:37,058	4	1:9,265
Mendez	31,193	1	1:31,193	0	0	2	1:15,597	2	1:15,597
Naic	95,213	1	1:95,213	1	1:95,213	2	1:47,607	9	1:10,579
Tagaytay City	70,348	1	1:70,348	2	1:35,174	4	1:17,587	4	1:17,587
Ternate	20,216	1	1:20,216	1	1:20,216	6	1:3,369	3	1:6,739
<b>Total</b>	<b>3,673,803</b>	<b>54</b>	<b>1:68,033</b>	<b>33</b>	<b>1:111,327</b>	<b>142</b>	<b>1:25,872</b>	<b>290</b>	<b>1:12,668</b>

Source: Provincial Health Office, Trece Martires City

## Primary Health Care Services

Primary health care services are provided by both the government and the private sector. The main providers of primary health care services are the local government units as mandated by the Local Government Code of 1991. Under this set-up, Barangay Health Stations (BHSs) and Rural Health Units (RHUs) in the municipalities serve as patients' first place of contact with the health workers. The RHUs are managed thru their city/municipal health officers and being staffed by doctors, nurses, midwives, medical technologists, sanitary inspectors, nutritionists and volunteer health workers. The basic health services being delivered includes medical consultation services, treatments of minor ailments, maternal and child health care, dental health, nutrition, dispensation of drugs and medicines, on calls and attendance at home, immunization and conduct of health education, family planning, sanitation campaign and other related activities.

Of the 23 cities and municipalities, there are 33 RHUs operating in the province. Cavite City has five (5) RHUs, City of Imus, (3), City of Bacoor (2), City of Dasmariñas (2), Gen. Mariano Alvarez (2), Silang (2), and the rest has one (1) RHU per city/municipality.

The Barangay Health Station (BHS) is the primary health care facility at the barangay level which provides first aid, maternal and child health care, diagnosis of social diseases, and other basic health services to all the members of the community it is serving. It is commonly staffed by rural health midwives, barangay nutrition scholars and barangay health workers, and they follow a schedule of medical services from Monday to Friday. Sometimes health centers schedule special medical projects or missions and conduct health education classes during weekends especially when the DOH issues health warnings and epidemic cases.

Ideally, there should be one BHS per barangay. However, some far barangays whose residents have difficult access to their Barangay Health Station can share to the health center of their neighboring barangay. In 2014, Barangay Health Stations (BHSs) in the province has increased to 593 from its 2013 data of 591, which is equivalent to 0.34% increase. City of Dasmariñas has the most number with 83 BHSs followed by Silang (63) and City of Imus (50). See Table 5BD.

Private sector health professionals provide primary care services through free-standing private clinics, private clinics in hospitals, and group practice clinics or polyclinics. They generally cater to the paying population who can afford user fees.

Cavite's healthcare system is still considered to be of good standard. The provincial government has been very supportive in implementing various health programs thru its Provincial Health Office to reach out more patients particularly those with special needs and those belonging to underprivileged. The BHWs are also provided with useful medical-related trainings to aid them in the performance of their duties. In addition, the government employs a significant number of barangay health workers that aid in the provision of medical services in the barangay level such as immunization, health monitoring, and implementation of health related programs, among others.

Barangay Health Worker is a person who has undergone health and related training programs under any accredited government and non-government organization who voluntarily renders primary health care services in the community. The number of active Barangay Health Workers (BHWs) had a decrease of 1.5% in 2014 with a total number of 3,078 as compared to 3,125 active BHWs in 2013 (Table 5BE).

**Table 5BD** Number of Rural Health Units and Barangay Health Stations, by City/Municipality, Province of Cavite: 2013 and 2014

City/ Municipality	Number of Barangays	Rural Health Units		Barangay Health Stations	
		2013	2014	2013	2014
<b>1<sup>st</sup> District</b>	<b>143</b>	<b>9</b>	<b>8</b>	<b>57</b>	<b>54</b>
Cavite City	84	5	5		
Kawit	23	2	1	22	20
Noveleta	16	1	1	14	14
Rosario	20	1	1	21	20
<b>2<sup>nd</sup> District</b>	<b>73</b>	<b>2</b>	<b>2</b>	<b>47</b>	<b>49</b>
City of Bacoor	73	2	2	47	49
<b>3<sup>rd</sup> District</b>	<b>97</b>	<b>3</b>	<b>3</b>	<b>50</b>	<b>50</b>
City of Imus	97	3	3	50	50
<b>4<sup>th</sup> District</b>	<b>75</b>	<b>2</b>	<b>2</b>	<b>84</b>	<b>83</b>
City of Dasmariñas	75	2	2	84	83
<b>5<sup>th</sup> District</b>	<b>105</b>	<b>5</b>	<b>5</b>	<b>100</b>	<b>103</b>
Carmona	14	1	1	11	12
Gen. Mariano Alvarez	27	2	2	28	28
Silang	64	2	2	61	63
<b>6<sup>th</sup> District</b>	<b>113</b>	<b>4</b>	<b>4</b>	<b>89</b>	<b>90</b>
Amadeo	26	1	1	14	14
Gen. Trias	33	1	1	32	32
Tanza	41	1	1	29	29
Trece Martires City	13	1	1	14	15
<b>7<sup>th</sup> District</b>	<b>223</b>	<b>9</b>	<b>9</b>	<b>164</b>	<b>164</b>
Alfonso	32	1	1	27	27
Gen. E. Aguinaldo	14	1	1	10	10
Indang	36	1	1	31	31
Magallanes	16	1	1	10	10
Maragondon	27	1	1	10	10
Mendez	24	1	1	11	11
Naic	30	1	1	26	26
Tagaytay City	34	1	1	34	34
Ternate	10	1	1	5	5
<b>Total</b>	<b>829</b>	<b>34</b>	<b>33</b>	<b>591</b>	<b>593</b>

Source: Provincial Health Office, Trece Martires City



**Table 5BE** Number of Barangay Health Workers by City/Municipality, Province of Cavite: 2013 & 2014

City/Municipality	Active Barangay Health Workers		% Change
	2013	2014	
<b>1<sup>st</sup> District</b>	<b>328</b>	<b>343</b>	
Cavite City	78	78	
Kawit	82	95	15.9
Noveleta	36	38	5.6
Rosario	132	132	
<b>2<sup>nd</sup> District</b>	<b>130</b>	<b>135</b>	
City of Bacoar	130	135	3.8
<b>3<sup>rd</sup> District</b>	<b>78</b>	<b>105</b>	
City of Imus	78	105	34.6
<b>4<sup>th</sup> District</b>	<b>365</b>	<b>365</b>	
City of Dasmarinas	365	365	
<b>5<sup>th</sup> District</b>	<b>426</b>	<b>439</b>	
Carmona	109	109	
Gen. Mariano Alvarez	94	107	13.8
Silang	223	223	
<b>6<sup>th</sup> District</b>	<b>486</b>	<b>458</b>	
Amadeo	71	71	
Gen. Trias	154	154	
Tanza	191	163	-14.7
Trece Martires City	70	70	
<b>7<sup>th</sup> District</b>	<b>1,312</b>	<b>1,233</b>	
Alfonso	222	205	-7.7
Gen. E. Aguinaldo	137	137	
Indang	105	124	18.1
Magallanes	90	90	
Maragondon	327	266	-18.7
Mendez	95	95	
Naic	231	211	-8.7
Tagaytay City	48	48	
Ternate	57	57	
<b>Total</b>	<b>3,125</b>	<b>3,078</b>	<b>-1.5</b>

Source: Provincial Health Office, Trece Martires City

## Health Statistics

### Live Birth Statistics

There were 66,745 live births registered in the province in 2014. The figure is lower by 2,316 from the 69,061 live births reported in 2013.

Of the total registered live births, 34,289 or 51.37 percent were males and 32,456 or 48.63 percent were females (Table 5BF).

**Table 5BF** Live Birth by Gender, Province of Cavite: 2014

Month	Male	Female	Total
January	3,003	2,831	5,834
February	2,614	2,430	2,638
March	2,638	2,595	5,233
April	2,546	2,298	4,844
May	2,790	2,644	5,434
June	2,790	2,644	5,434
July	2,910	2,783	5,693
August	2,823	2,675	5,498
September	3,078	2,961	6,039
October	3,245	3,031	6,276
November	2,928	2,815	5,743
December	2,098	2,778	5,686
<b>Total</b>	<b>34,289</b>	<b>32,456</b>	<b>66,745</b>

Source: Philippine Statistics Authority  
Trece Martires City

### Death Statistics

In 2014, the total number of deaths registered in the province was 16,506, resulting to a crude death rate of 2.71 per thousand populations.

The month of January recorded the highest number of deaths with 1,603 or 9.71% share of the provincial total. On the other hand, the month of March recorded the least percentage share of only 7.65 or 1,263 deaths (Table 5BG).

On the average, about 45 deaths occurred daily. Months of January (52) and September (47) were the months that exceeded the daily index value. This means that the number of daily average occurrences of deaths during these months were greater than the usual daily average occurrence.

**Table 5BG** Death by Gender, Province of Cavite: 2014

Month	Male	Female	Total
January	943	660	1,603
February	716	594	1,310
March	730	533	1,263
April	787	591	1,378
May	793	637	1,430
June	770	597	1,367
July	735	587	1,322
August	759	607	1,366
September	796	625	1,421
October	795	618	1,413
November	760	581	1,341
December	738	554	1,292
<b>Total</b>	<b>9,322</b>	<b>7,184</b>	<b>16,506</b>

Source: Philippine Statistics Authority  
Trece Martires City

### Vital Health Indices

Vital health indices are the indicators that measure the total health condition in a certain locality or area (Table 5BH).

For the year 2014, the crude birth rate is 13.43 births per 1,000 total populations, compared to 13.6 per 1,000 total populations in 2013, which recorded an increase of 0.17 birth rate level.

Crude death rate slightly decreased by 0.24% in 2014 (2.71%) from 2.95% in 2013. This is the ratio of the number of deaths occurring within one year to the mid-year population expressed per 1,000 populations. It is "crude" in the sense that all ages are represented in the rate and does not take into account the variations in risks of dying at particular ages.

The province's infant mortality rate for the year 2014 declined with a record of 7.53% posting a decrease of 2.92 from the previous year's rate of 10.45%. Infant Mortality Rate measures the risk of dying among infants less than one-year of age.

Maternal mortality rate include deaths of women during pregnancy, at childbirth or in the period after childbirth related to pregnancy and giving birth. There was a decrease in the maternal mortality rate from 84 in 2013 to 51 in 2014. Having a physician, nurse or midwife who has formal training present during the birth decreases the maternal mortality rate.

**Table 5BH** Vital Health Indices, Province of Cavite: 2013 & 2014

Health Indices	2013	2014
Crude Birth Rate	13.6	13.43
Crude Death Rate	2.95	2.71
Infant Mortality Rate	10.45	7.53
Maternal Mortality Rate	84	51

Source: Provincial Health Office, Trece Martires City

#### Ten Leading Causes of Morbidity

Morbidity and mortality statistics provide basic information for the management of healthcare systems, and for planning and evaluation of health service delivery.

In 2014, the ten leading causes of morbidity were Upper Respiratory Tract Infection with a rate of 2,700.67 per 100,000 populations, followed by Bronchitis and Trauma, Hypertension, Urinary Tract Infection, Dermatitis, Chronic Obstructive Pulmonary Disease, Infection of Skin and Subcutaneous Tissue, Pneumonia and Diarrheal Diseases. Nine (9) out of the leading causes of morbidity or illness can be attributed to infectious diseases (Table 5BI).

#### Ten Leading Causes of Mortality

Mortality is the intensity of death in a population. It is sometimes used to mean the frequency of deaths in a population.

The ten leading causes of mortality is the total number of deaths for every cause of death in the

given year. The Cavite Provincial Health Office has recorded that the top ten causes of mortality in the province were Diseases of the Heart (84.25 per 100,000 population), Pneumonia (34.19), followed by Malignant Neoplasms, Hypertension, Diabetes Mellitus Chronic Obstructive Pulmonary Disease, Cerebrovascular Accident, Renal Failure, Tuberculosis and Accidents (Table 5BJ).

**Table 5BI** Ten Leading Causes of Morbidity (Rate per 100,000 population), Province of Cavite: 2014

Rank	Disease	Number	Rate
1	Upper Respiratory Tract Infection	98,478	2,700.67
2	Bronchitis	17,882	490.4
3	Trauma	17,380	476.63
4	Hypertension	16,532	453.38
5	Urinary Tract Infection	14,796	405.77
6	Dermatitis	4,907	134.57
7	Chronic Obstructive Pulmonary Disease	4,449	122.01
8	Infection of Skin and Subcutaneous Tissue	4,248	116.5
9	Pneumonia	2,877	106.32
10	Diarrheal Diseases	3,648	100.04

Source: Provincial Health Office, Trece Martires City

**Table 5BJ** Ten Leading Causes of Mortality (Rate per 100,000 population), Province of Cavite: 2014

Rank	Disease	Number	Rate
1	Heart Diseases	3,072	84.25
2	Pneumonia	1,243	34.19
3	Malignant Neoplasms All forms	961	26.35
4	Hypertension	622	17.06
5	Diabetes Mellitus	507	13.9
6	Chronic Obstructive Pulmonary Disease	479	13.14
7	Cerebrovascular Accident (CVA)	424	11.63
8	Renal Failure	401	10.1
9	Tuberculosis	310	8.5
10	Accidents	246	6.75

Source: Provincial Health Office, Trece Martires City

#### Leading Causes of Maternal Mortality

World Health Organization (WHO) defines maternal mortality as death of a mother while pregnant or within 42 days after delivery. It is the total number of deaths among pregnant women for every cause of death in the given year. Risks attributable to pregnancy and childbirth as well as from poor quality of health care services make this a strong indicator for health care status. Maternal Mortality Ratio is the ratio between the number of women who died (for reasons of pregnancy, childbirth and puerperium) to the number of reported livebirths in a given year, expressed as the number of maternal deaths per 100,000 live births.

According to the records of Cavite Provincial Health Office, some of the main causes of maternal deaths in the province were eclampsia and bleeding hemorrhage (Table 5BK).

**Table 5BK** Leading Causes of Maternal Mortality (Rate per 100,000 Livebirth), Province of Cavite: 2014

Rank	Disease	Number	Rate
1	Eclampsia	11	0.22
2	Bleeding Hemorrhage	9	0.18
3	Septic Shock Hospital Acquired Pneumonia Anemia in Pregnancy	1	0.02
4	Septic Shock, Ubraprio Placenta	1	0.02
5	UncalHermatio Subachroid Hemorrhage probaleanterodenous malformation	1	0.02

Source: Provincial Health Office, Trece Martires City

#### Ten Leading Causes of Infant Mortality

Infant Mortality refers to death of infants under one year of age. The ten leading causes of infant mortality is the total number of infant deaths for every cause of death in the given year.

In Cavite, the first ten leading causes of infant deaths for the year 2014 were pneumonia, followed by septicemia; fetus and newborn affected by complications of placenta, cord and membranes; congenital malformations; disseminated intravascular coagulation; birth asphyxia; respiratory distress syndrome; upper respiratory tract infection; gastroenteritis; and prematurity (Table 5BL).

**Table 5BL** Ten Leading Causes of Infant Mortality (Rate/1000 Livebirth), Province of Cavite: 2014

Rank	Disease	Number	Rate
1	Pneumonia	90	1.84
2	Septicemia	57	1.16
3	Fetus and Newborn affected by complications of placenta, cord and membranes	53	1.08
4	Congenital Malformations	34	0.69
5	Disseminated Intravascular Coagulation	31	0.63
6	Birth Asphyxia	21	0.43
7	Respiratory Distress Syndrome	20	0.41
8	Upper Respiratory Tract Infection	14	0.29
9	Gastroenteritis	13	0.27
10	Prematurity	10	0.20

Source: Provincial Health Office, Trece Martires City

#### Ten Leading Causes of Under Five Mortality

Under Five Mortality Rate (U5MR) the probability of dying between birth and age five, expressed as the number of deaths below age five per 1,000 live births during a given period.

According to the Provincial Health Office's data, pneumonia is the top leading causes of death among children below 5 years of age. Other leading causes were septicemia, fetus and newborn affected by complications of placenta, cord and membranes, upper respiratory tract infection, dehydration/fluid and electrolyte imbalance diarrhea and congenital anomalies (Table 5BM).

**Table 5BM** Ten Leading Causes of Under Five Mortality, (Rate/1000 Livebirth), Province of Cavite: 2014

Rank	Disease	Number	Rate
1	Pneumonia	131	0.25
2	Septicemia	69	0.13
3	Fetus and Newborn affected by complications of placenta, cord and membranes	53	0.1
4	Upper Respiratory Tract Infection	45	0.09
5	Dehydration/Fluid and Electrolyte Imbalance	38	0.072
6	Disseminated Intravascular Coagulation	35	0.066
7	Gastroenteritis	28	0.053
8	Birth Asphyxia	21	0.039
9	Respiratory Distress Syndrome	20	0.037
10	Central Nervous System Infection	19	0.025

Source: Provincial Health Office, Trece Martires City

#### Operation Timbang Plus

Operation Timbang Plus or OPT Plus is the annual weighing of pre-schoolers below six years old (or 0 to 17 months) in all barangays in the province. The program, spearheaded by the National Nutrition Council (NNC), aims to identify and locate malnourished children for local nutritional planning. It also provides important information on the nutrition situation of the population useful for nutrition program and policy formulation and important nutrition information about a child for prevention or management of nutrition. It is done on every first quarter of the year on the barangay level to identify and to make summary of masterlist of priority beneficiaries for nutrition and nutrition-related services. This allows the barangay to determine the magnitude and prevalence of malnutrition.

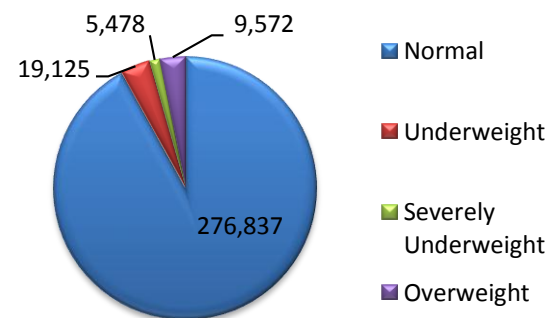
Mostly done in the barangay health centers, the weighing of the children is done by the Barangay Nutrition Scholars (BNS) assisted by the barangay health workers and barangay officials.

During the first quarter of 2014, about 590,722 children ages 0-71 months old are targeted for OPT Plus, of which 51.72% or 305,534 have been subjected to weighing. From the 305,534 children weighed, 276,837 children were categorized normal that results to a normal prevalence rate of 90.61%. Of the total 19,125 undernourished children, 13,647 were categorized as underweight while 5,478 were severely underweight.

The municipality of Rosario got the highest prevalence of overweight kids with a rate pegged at 8.86%. This means eight out of hundred children are overweight while the municipality of Tanza has the lowest overweight prevalence rate of 0.71%.

In terms of underweight prevalence rate, the municipality of Amadeo got the highest prevalence of 12.41 percent and the municipality of Tanza has the lowest rate of 1.68% which is below than the provincial rate of 5.54% (Table 5BN).

**Figure 5J** Operation Timbang Results among Children 0-71 Months Old, Province of Cavite: 2014



**Table 5BN** Operation Timbang Results among 0-71 Months Old Preschool Children by City/Municipality, Province of Cavite: 2014

City/Municipality	Estimated Number of Pre-Schoolers	Total Number of Pre-Schoolers Weighed	% of Coverage	Normal		Underweight		Severely Underweight		Overweight	
				Number	Prevalence (%)	Number	Prevalence (%)	Number	Prevalence (%)	Number	Prevalence (%)
<b>1<sup>st</sup> District</b>	<b>53,763</b>	<b>25,848</b>	<b>48.08</b>	<b>22,222</b>	<b>85.97</b>	<b>1,462</b>	<b>5.66</b>	<b>531</b>	<b>2.05</b>	<b>1,633</b>	<b>6.32</b>
Cavite City	16,493	7,658	46.43	6,546	85.48	493	6.44	166	2.17	453	5.92
Kawit	13,677	4,179	30.55	3,563	85.26	267	6.39	134	3.21	215	5.14
Noveleta	7,428	4,237	57.04	3,873	91.41	205	4.84	60	1.42	99	2.34
Rosario	16,165	9,774	60.46	8,240	84.31	497	5.08	171	1.75	866	8.86
<b>2<sup>nd</sup> District</b>	<b>103,583</b>	<b>14,249</b>	<b>13.76</b>	<b>10,417</b>	<b>73.11</b>	<b>1,913</b>	<b>13.43</b>	<b>1,076</b>	<b>7.55</b>	<b>843</b>	<b>5.93</b>
City of Bacoor*	103,583	14,249	13.76	10,417	73.11	1,913	43.43	1,076	7.55	843	5.93
<b>3<sup>rd</sup> District</b>	<b>57,656</b>	<b>27,931</b>	<b>48.44</b>	<b>25,737</b>	<b>92.14</b>	<b>1,067</b>	<b>3.82</b>	<b>422</b>	<b>1.51</b>	<b>705</b>	<b>2.52</b>
City of Imus	57,656	27,931	48.44	25,737	92.14	1,067	3.82	422	1.51	705	2.52
<b>4<sup>th</sup> District</b>	<b>109,300</b>	<b>66,439</b>	<b>60.79</b>	<b>60,323</b>	<b>90.79</b>	<b>2,743</b>	<b>4.13</b>	<b>1,061</b>	<b>1.6</b>	<b>2,312</b>	<b>3.48</b>
City of Dasmarinas	109,300	66,439	60.79	60,323	90.79	2,743	4.13	1,061	1.6	2,312	3.48
<b>5<sup>th</sup> District</b>	<b>77,343</b>	<b>43,633</b>	<b>56.41</b>	<b>40,319</b>	<b>92.40</b>	<b>1,444</b>	<b>3.31</b>	<b>584</b>	<b>1.34</b>	<b>1,286</b>	<b>2.95</b>
Carmona	14,426	10,638	73.74	9,947	93.5	262	2.46	83	0.78	346	3.25
Gen. Mariano Alvarez	24,112	15,473	64.17	13,782	89.07	660	4.27	376	2.43	655	4.23
Silang	38,805	17,522	45.15	16,590	94.68	522	2.98	125	0.71	285	1.63
<b>6<sup>th</sup> District</b>	<b>122,601</b>	<b>82,609</b>	<b>67.38</b>	<b>77,251</b>	<b>93.51</b>	<b>2,706</b>	<b>3.28</b>	<b>1,162</b>	<b>1.41</b>	<b>1,490</b>	<b>1.80</b>
Amadeo	5,954	2,949	49.53	2,461	83.45	273	9.26	93	3.15	122	4.14
Gen. Trias	54,525	25,578	46.91	22,731	88.87	1,311	5.13	708	2.77	828	3.24
Tanza	37,641	32,879	87.35	32,092	97.61	401	1.22	153	0.47	233	0.71
Trece Martires City	24,481	21,203	86.61	19,967	94.17	721	3.40	208	0.98	307	1.45
<b>7<sup>th</sup> District</b>	<b>66,476</b>	<b>44,825</b>	<b>67.43</b>	<b>40,568</b>	<b>90.50</b>	<b>2,312</b>	<b>5.16</b>	<b>642</b>	<b>1.43</b>	<b>1,303</b>	<b>2.91</b>
Alfonso	8,430	5,097	60.46	4,550	89.27	263	5.16	64	1.26	220	4.32
Gen. E. Aguinaldo	3,037	2,153	70.9	1,967	91.36	101	4.69	22	1.02	63	2.93
Indang	10,713	6,866	64.09	5,932	86.4	423	6.16	169	2.46	342	4.98
Magallanes	3,621	2,105	58.13	1,823	86.6	139	6.60	56	2.66	87	4.13
Maragondon	5,925	3,837	64.76	3,330	86.79	300	7.82	71	1.85	136	3.54
Mendez	4,995	3,277	65.60	2,937	89.62	173	5.28	28	0.85	139	4.24
Naic	15,240	11,146	73.14	10,162	91.17	605	5.43	192	1.72	187	1.68
Tagaytay City	11,283	8,149	72.22	7,855	96.39	200	2.45	4	0.05	90	1.1
Ternate	3,232	2,195	67.92	2,012	91.66	108	4.92	36	1.64	39	1.78
<b>Total</b>	<b>590,722</b>	<b>305,534</b>	<b>51.72</b>	<b>276,837</b>	<b>90.61</b>	<b>13,647</b>	<b>4.47</b>	<b>5,478</b>	<b>1.79</b>	<b>9,572</b>	<b>3.13</b>

Sources: [nnc.gov.ph](http://nnc.gov.ph)

\*City Nutrition Office, City of Bacoor