

Housing

Shelter is a structure that provides privacy and protects human from harmful elements. Being one of the basic human needs along with food, water, and companionship, it also provides its dwellers a better quality of life and well-being as well as better chances of having sound health conditions. It gives people a place to live comfortably to become a productive citizen.

One of the challenges benevolently taken by the provincial government is the provision of affordable housing units with the basic utilities and services to its constituents. Having a decent shelter for the citizens was recognized to be one of the major factors in having successful governance.

The provincial government accommodated the development of wide-range housing projects that would cater to different markets. Cavite also provided relocation sites to support qualified families that may be affected by the demolition undertakings initiated by the provincial government to protect those who established dwelling structures in the identified danger zones and have encroached roads right-of-way.

Housing Subdivisions

Housing and Land Use Regulatory Board (HLURB) is a national government agency tasked as the planning, regulatory and quasi-judicial body for land use development and real estate and housing regulation. They are also responsible in issuing Certificate of Registration and License to Sell to real estate developers.

For the year 2013, the HLURB has issued a total of 122 certificates of registration and license to sell which are located in six (6) municipalities and five (5) cities in the province, with a total of 43,031 lots, house and lots, and lots/ units. Gen. Trias with a wide range area for residential habitations has the most number of units to sell with 11,951 units, followed by the City of Bacoor with 7,661 units and City of Imus recorded 6,812 units (Table 5.19).



Table 5.19. Number of Issued Licenses to Sell to Subdivisions, Province of Cavite: 2013

City/Municipality	No of Issued License to Sell	Number of Units			Total
		Lots	House and Lots	Lots/ Units	
1st District					
Kawit	2		298	254	552
2nd District					
City of Bacoor	16	2,602	4,922	137	7,661
3rd District					
City of Imus	17	75	6,067	670	6,812
4th District					
City of Dasmariñas	6	897	598	541	2,036
5th District					
Carmona	1		398		398
Gen. Mariano Alvarez	1		364		
Silang	17	1,435	3,660		5,095
6th District					
Gen. Trias	33	224	9,430	2,297	11,951
Tanza	10	337	5,435		5,772
Trece Martires City	4	36	773	579	1,388
7th District					
Tagaytay City	15	645		721	1,366
TOTAL	122	6,251	31,945	5,199	43,031

Source: Housing and Land Use Regulatory Board, Calamba City, Laguna



Resettlement Housing Projects

The National Housing Authority (NHA) is the national agency partner of the provincial government in providing decent, adequate, and affordable housing to low-income families. In Cavite, NHA has managed 24 resettlement projects with 70,172 units in the entire land area of 1,188.554 hectares as of 2013. A total of 24,750 units are established in 523.24 hectares of land which are situated at Dasmariñas Bagong Bayan Resettlement Project, the biggest resettlement housing project in Cavite. It is also noted that 11,969 units which are located in 335.94 hectares of land are managed within the General Mariano Alvarez Resettlement Project. Both of these resettlement housing projects are established for the benefit of Metro Manila informal settlers. Other resettlement projects are also maintained for the benefits of displaced families from the Railway Development Projects and other danger zones, families who are affected by Pasig River Rehabilitation Program and LGU employees, informal settlers from different reclamation areas, government employees, Philippine National Police (PNP) employees and other military personnel and public school teachers (Table 5.20).

Table 5.20. NHA Resettlement Housing Projects, Province of Cavite: As of December 31, 2013

City/Municipality	Project Location	Program	Land Area (in Has.)	Number of Units	Beneficiaries
2nd District					
Bacoor	San Lorenzo Ruiz Village, Bacoor	Resettlement	0.414	292	Families occupying Ayala Land, Inc. in Las Pinas City
4th District					
City of Dasmariñas	Dasmariñas Bagong Bayan Resettlement Project	Resettlement	523.240	24,750	Metro Manila Informal Settlers
	Paliparan Sites and Services Project	Site and Services	51.375	4,294	Informal Settlers from Roxas Blvd. Reclamation Area
	Alvaran Sites and Services Project	Site and Services	2.250	103	Government employees and PNP employees
	Sta. Fe Extension	Resettlement	1.246	276	Sta. Fe Extension Homeowners Association
5th District					
Gen. Mariano Alvarez	General Mariano Alvarez Resettlement Project	Resettlement	335.940	11,969	Metro Manila Informal Settlers
	NHA Pag-ibig Teachers Housing	Complete Housing/ Joint Venture	9.280	599	Public School Teachers
Silang	Bulihan Site and Services Project	Resettlement	84.910	5,275	Displaced families from danger zones
	Bulihan Military HSG Project	Complete Housing/ Joint Venture	42.290	2,641	Military Personnel
	Bukluran ng Mamamayan	Resettlement	0.166	423	Bukluran ng Mamamayan Homeowners Association
	Daniel Housing	Site and Services	0.601	66	Included in Bulihan Military Housing. Completed Housing for Pag-ibig, GSIS, SSS Members (Converted from Mortgage Take Out to Conditional Contract Sell)
	PNG Housing	Site and Services	1.606	99	
	Tatic	Site and Services	7.208	427	
	Acco Homes	Site and Services	6.206	153	
7th District					
Gen. Trias	Kasiglahan Village 3	Resettlement	3.600	1,000	Families affected by Pasig River Rehabilitation Program and LGU employees
	Kasiglahan Village 4	Resettlement	6.000	1,076	Families affected by Pasig River Rehabilitation Program and LGU employees
	Bahay Pinagpala (Tropical Village)	Resettlement	26.000	3,246	Families from Pasay and Parañaque Reclamation Area
	Kasiglahan Village 5	Resettlement	3.689	1,054	Families from Pasay and Parañaque Reclamation Area

Cavite Socio-Economic and Physical Profile 2013

City/Municipality	Project Location	Program	Land Area (in Has.)	Number of Units	Beneficiaries
Tanza	Katuparan Ville Housing Project	Complete Housing/ Joint Venture	39.236	3,856	DPWH and Metro Manila Informal Settlers
Trece Martires City	Southville 2 Housing Project, Brgy. Aguado	Resettlement	23.569	3,999	Displaced families from the Railway Development Project
	Kasiglahan Village 3	Resettlement	3.600	1,000	Families affected by Pasig River Rehab. Program and LGU employees
	Ciudad Adelina 1	AFP/PNP	0.720	200	AFP/PNP
	Ciudad Adelina 2	AFP/PNP	6.908	1,346	AFP/PNP
	South Summit Residences	AFP/PNP	8.500	2,028	AFP/PNP
Total			1,188.554	70,172	

Source: National Housing Authority, Quezon City

The provincial government has engaged itself in managing various resettlement housing projects. Relocation sites were purchased and developed in order to provide resettlements to displaced families due to government projects and enactment of laws against illegal settlers. Toclong Resettlement Project "B" or the Pinagkaisa Village is the latest relocation project in Kawit which has a total area of 4.3 hectares and could accommodate 814 families. This project will be intended for the displaced families affected by the on-going clearing operations conducted by the province. (Table 5.21).

As of 2013, a total of 6.9305 hectares were acquired that benefit 826 households from various barangays in Kawit.

Table 5.21. Provincial Government Resettlement Housing Projects, Province of Cavite: As of October 2013

Name of Project	Date of Purchase	Land Area (in has.)	Number of Lots	Number of Households	Beneficiaries
1. Sta. Isabel Resettlement Project "A"	2008	0.6528	94	105	Informal settlers from Barangay Marulas, Kawit, Cavite
2. Sta. Isabel Resettlement Project "B"	2011	0.6183	144	139	Informal settlers from Barangay Pulborista, Kawit, Cavite
3. Toclong Resettlement Project "A"	2011	1.3594	318	244	Informal settlers from Barangay Bantayan, Tramo, Kawit,
4. Toclong Resettlement Project "B" (Pinagkaisa Village)	2012	4.3000	814	358	Informal settlers from Barangay Tramo, Gahak, Pulborista, Kawit, Cavite
TOTAL		6.9305	1,370	826	

Source: Provincial Housing Development and Management Office, Trece Martires City

Vital Health Indices and Nutrition

Health Facilities

Public health facilities include government hospitals, rural health units (RHU) and barangay health stations (BHS). RHUs and BHSs are both engaged in broad range of basic health services which includes medical consultation services, treatments of minor ailments, maternal and child health care, dental health, nutrition, dispensation of drugs and medicines, on calls and attendance at home, immunization and conduct of health education, family planning, sanitation campaign and other related activities.

In 2013, Barangay Health Stations (BHSs) in the province has increased to 591 from its 2012 data of 564, which is equivalent to 4.79% increase. City of Dasmariñas has the most number of BHSs with 84 units followed by Silang, City of Imus and City of Bacoor with 61, 50 and 47 units, respectively. Rural Health Units in 2013 has remained to be the same as in 2012 with a total of 34. Based on the data submitted by the Provincial Health Office, the number of government hospitals increased to 12 (Table 5.22).

In order to ensure of the medical soundness of the citizens even in the remote and rural areas of the province, Rural Health Units and Barangay Health Stations are established. They are also capable of providing maternal health services. The patients can opt to get treatment from the BHS and RHU. For complex cases, the people may seek treatment at different public and private hospitals. All of these medical institutions are being supported and given substantial assistance by the Provincial Government in order to ensure that all constituents are being reached by vital health services.

“Botika ng Lalawigan ng Cavite” was established to cater the medical needs of our less fortunate Caviteños by offering affordable medical supplies. Likewise, Botika ng Barangay” in selected barangays in the province are established to reach out more families to support their health conditions through cheaper medicines.



Table 5.22. Number of Public Health Facilities by City/Municipality, Province of Cavite: 2012 & 2013

City/Municipality	Government Hospitals		Rural Health Units		Barangay Health Units	
	2012	2013	2012	2013	2012	2013
1st District						
Cavite City	4	4	5	5	0	0
Kawit	1	1	2	2	21	22
Novelita	0	0	1	1	11	14
Rosario	0	0	1	1	20	21
2nd District						
City of Bacoor	0	1	2	2	56	47
3rd District						
City of Imus	0	0	3	3	39	50
4th District						
City of Dasmariñas	0	0	2	2	82	84
5th District						
Carmona	1	1	1	1	11	11
Gen. Mariano Alvarez	1	1	2	2	27	28
Silang	0	0	2	2	52	61
6th District						
Amadeo	0	0	1	1	14	14
Gen. Trias	1	1	1	1	26	32
Tanza	0	0	1	1	31	29
Trece Martires City	1	1	1	1	13	14
7th District						
Alfonso	0	0	1	1	27	27
Gen. E. Aguinaldo	0	0	1	1	8	10
Indang	0	0	1	1	32	31
Magallanes	0	0	1	1	10	10
Maragondon	1	1	1	1	10	10
Mendez	0	0	1	1	13	11
Naic	1	1	1	1	25	26
Tagaytay City	0	0	1	1	2	5
Ternate	1	1	1	1	34	34
TOTAL	11	12	34	34	564	591

Source: Provincial Health Office, Trece Martires City

Bed-Population Ratio

Department of Health (DOH) is the national agency responsible in monitoring of hospital operations in the country. As a result, there are 45 licensed hospitals operating in the province of which 37 hospitals are privately-owned and the remaining eight (8) are government-owned hospitals. This does not include private medical clinics who are admitting in-patients. These hospitals have a combined total of 2,470 hospital beds wherein 504 are provided by government hospitals while 1,966 are provided by private hospitals. With a projected population of 3,516,243 in 2013, Cavite reaches a hospital bed to population ratio of 1:1,424 which reflects a lower ratio compared to the standard ratio of 1:2,000. This indicates that the hospital sector can be able to cover the expected needs of the Caviteños for hospital admittance. Furthermore, the General Emilio Aguinaldo Memorial Hospital (GEAMH) holds the highest bed capacity of 284. It is followed by De La Salle University Medical Center (DLSUMC) with 200 beds, Emilio Aguinaldo College Medical Center with 154 beds, Our Lady of the Pillar Medical Center with 108 beds, Saint Paul Hospital (formerly Dr. Jose P. Rizal Memorial Hospital), St. Dominic Medical Center and Cavite Naval Hospital with 100 beds each.

There are three (3) newly established hospitals: the Gentry Doctors Medical, Inc. and Gentry Medical Center and Hospital, Inc. both are located in the municipality of Gen. Trias; and Southeast Asian Medical Center, Inc. in the City of Bacoor (Table 5.23).

Table 5.23. List of Licensed Government and Private Hospitals, Province of Cavite: 2013

	Name of Hospital	Location	Type of Hospital	Authorized Bed Capacity	Service Capability/ Category
1st District					
	Cavite City				
1	A. De la Cruz Maternity Hospital	#910 Crescini St. Caridad, Cavite City	Private	11	Level 1
2	Bautista Hospital	375 P. Burgos Ave., Caridad Cavite City	Private	60	Level 2
3	Cavite Medical Center	Dalahican, Cavite City	Private	60	Level 2
4	Cavite Naval Hospital	B1100 Zamora St., Fort San Felipe, Cavite City	Government	100	Level 1
5	Dra. Olivia Salamanca Memorial District Hospital	P. Gomez St., Cavite City	Government	50	Level 1
	Kawit				
6	Kawit Kalayaan Hospital	San Sebastian, Kawit, Cavite	Government	25	Level 1
	Noveleta				
7	St. Martin Maternity & Pediatric Hospital	Salcedo II, Noveleta, Cavite	Private	50	Level 1
	Rosario				
8	Contreras Medical Clinic	Gen. Trias Drive, Rosario, Cavite	Private	24	Level 1
9	Our Savior Hospital, Inc.	Gen. Trias Drive, Rosario, Cavite	Private	30	Level 1
2nd District					
	City of Bacoor				
10	Bacoor District Hospital	Reyville Subd., Brgy. Habay, City of Bacoor	Government	10	Level 1
11	Crisostomo General Hospital	Tirona Highway, Dulongbayan, City of Bacoor, Cavite	Private	20	Level 1
12	Metro South Medical Center	National Road, Molino IV, City of Bacoor, Cavite	Private	50	Level 2
13	Molino Doctors Hospital	National Road, Molino II, City of Bacoor, Cavite	Private	38	Level 1
14	Prime Global Care Medical Center, Inc.	Blk 3 Lot 6,7,8 Cabezas Cor. Avenida St., Bahayang Pag-asa, Subd, Molino, City of Bacoor, Cavite	Private	33	Level 1
15	Southeast Asian Medical Center, Inc. (new)	Molino Road, Barangay Molino III, City of Bacoor, Cavite	Private	50	Level 2

	Name of Hospital	Location	Type of Hospital	Authorized Bed Capacity	Service Capability/ Category
16	St. Dominic Medical Center, Inc.	Aguinaldo Highway, Talaba, City of Bacoor, Cavite	Private	100	Level 2
17	St. Michael Medical Hospital	#220 Molino II, City of Bacoor, Cavite	Private	48	Level 1
3rd District					
	Imus				
18	Imus Family Hospital, Inc.	Justinville 2, Subd., Palico, Imus, Cavite	Private	15	Level 1
19	Medical Center Imus	Diversion Road, Palico IV, Imus, Cavite	Private	90	Level 2
20	Our Lady of the Pillar Medical Center	Tamsui Avenue, Bayan Luma, Imus, Cavite	Private	98	Level 2
4th District					
	City of Dasmariñas				
21	Asia Medic Family Hospital & Medical Clinic	Sitio Palapala, Sampaloc II, City of Dasmariñas, Cavite	Private	45	Level 1
22	De la Salle University Medical Center	Congressional Ave., City of Dasmariñas, Cavite	Private	250	Level 3
23	Emilio Aguinaldo College Medical Center - Cavite	Brgy. Salitran II, City of Dasmariñas, Cavite	Private	154	Level 2
24	St. Paul Hospital Cavite, Inc.(Formerly Dr. Jose P. Rizal Hospital and National Medical Research Center)	Burol II, Bagong Bayan, City of Dasmariñas, Cavite	Private	100	Level 2
5th District					
	Carmona				
25	Pagamutang Bayan ng Carmona	#252 San Jose St., Carmona, Cavite	Government	15	Level 1
	Gen. M. Alvarez				
26	San Jose Hospital and Trauma Center	Brgy. Maderan, Gen. Mariano Alvarez, Cavite	Private	25	Level 1
	Silang				
27	Adventist University of the Philippines Health Service	AUP Campus, Puting Kahoy, Silang, Cavite	Private	10	Level 1
28	Estrella Hospital	Km. 43 Aguinaldo Highway, Silang, Cavite	Private	20	Level 1
29	St. Mazonod Hospital, Inc.	Blk. 113 Lot 7 & 8 AFP Housing Bulihan, Silang, Cavite	Private	12	Level 1
30	Velazco Hospital	J. Rizal St., Sabutan, Silang, Cavite	Private	25	Level 1
6th District					
	Trece Martires City				
31	General Emilio Aguinaldo Memorial Hospital	Brgy. Luciano, Trece Martires City	Government	284	Level 3
32	M.V. Santiago Medical Center	Brgy. De Ocampo, Trece Martires City	Private	75	Level 1
	Gen. Trias				
33	Divine Grace Medical Center	Bypass Road, Tejero, Gen. Trias, Cavite	Private	50	Level 2
34	Gen. Trias Medicare Hospital	Brgy. Pinagtipunan, Gen. Trias, Cavite	Government	10	Level 1
35	General Trias Maternity and Pediatric Hospital	Tejero, Gen. Trias, Cavite	Private	40	Level 1
36	Gentri Doctors Medical Center, Inc. (new)	Governor's Drive, Metropolis Green, Brgy. Manggahan, Gen. Trias, Cavite	Private	69	Level 2
37	Gentri Medical Center and Hospital, Inc. (new)	Santosan St., Brgy. Manggahan, Gen. Trias, Cavite	Private	50	Level 2
38	SSMC Satellite Hospital	Gateway Business Park, Brgy. Javalera Gen. Trias, Cavite	Private	25	Level 1
	Tanza				
39	Tanza Family General Hospital	NIA Road, Daang Amaya 2, Tanza, Cavite	Private	44	Level 1
40	JNRAL Family Corporation Hospital (formerly Manas Medical Clinic)	A. Soriano Highway, Sahud Ulan, Tanza, Cavite	Private	15	Level 1

Cavite Socio-Economic and Physical Profile 2013

Name of Hospital	Location	Type of Hospital	Authorized Bed Capacity	Service Capability/ Category	
7th District					
Tagaytay City					
41	Unihealth-Tagaytay Hospital and Medical Center	Aguinaldo Highway, Silang Crossing East Rotunda, Tagaytay City	Private	90	Level 2
Alfonso					
42	DLS-Dr. Rodolfo Poblete Memorial Hospital	Burgos St., Brgy 1, Alfonso, Cavite	Private	20	Level 1
Maragondon					
43	Cavite Municipal Hospital	Garita A, Maragondon, Cavite	Government	10	Level 1
Naic					
44	First Filipino Saint Hospital	Governor's Drive, Brgy. San Roque, Naic, Cavite	Private	40	Level 1
45	Naic Doctors Hospital, Inc.	Daang Makina, Naic, Cavite	Private	30	Level 1
Total Authorized Bed Capacity			2,470		

Source: DOH, Region IV-A and Provincial Health Office, Trece Martires City

Table 5.24. List of Other Government and Private Hospitals, Province of Cavite, As of December 31, 2013

City/Municipality by Congressional District	No.	Name of Hospital	Location	Ownership Classification	ABC	Service Capability
1st District						
Cavite City	1	Major Danilo Atienza Air Base Hospital	A. Diokno St., Sangley Point, Cavite City	Government	25	Level 1
Kawit	2	Kawit Maternity & General Hospital	66 Kaingen, Kawit, Cavite	Private	20	Level 1
Rosario	3	SSMC Satellite Hospital-Rosario Branch	Abutan Bldg., Gen. Trias Drive, Salinas, Rosario, Cavite	Private	11	
4th District						
City of Dasmariñas	4	M.V. Santiago Medical Center-FCIE Branch	Langkaan II, City of Dasmariñas	Private	4	Level 1
5th District						
Carmona	5	Catalan Medical Hospital	523 J.M. Loyola St., Carmona, Cavite	Private	8	Level 1
Gen. Mariano Alvarez	6	GMA Medicare Hospital	Congressional Road, Memite, Gen. Mariano Alvarez, Cavite	Government	10	Level 1
Silang	7	Silang Doctors Hospital	M.H. del Pilar St., Silang, Cavite	Private	10	Level 1
6th District						
Gen. Trias	8	Gen. Trias Medicare Hospital	Brgy. Pinagtipunan, Gen. Trias, Cavite	Government	10	Level 1
7th District						
Magallanes	9	Our Lady of the Way Medical and Pediatric Clinic	92 Brgy. Cabulusan, Magallanes, Cavite	Private	5	Level 1
Naic	10	Naic Medicare Hospital	A. Soriano Highway, Naic, Cavite	Government	10	Level 1
Tagaytay City	11	Ospital ng Tagaytay	Bacolod St., Kaybagal South, Tagaytay City	Government	10	Level 1
Total Authorized Bed Capacity (ABC)					123	

Source: Provincial Health Office, Trece Martires City

There are 11 other hospitals in the province that were not able to comply some of the requirements of the Department of Health in accreditation of health facilities but then they are operational with 123 authorized bed capacity.

Based on the data reported by the Department of Health Region IV-A, the province has (one) 1 licensed ambulatory surgical clinic and six (6) licensed free standing dialysis in 2013.

Other accredited health facilities are four (4) Drug Abuse Treatment Rehabilitation Center and two (2) and Laboratories for Drinking Water Analysis (Non-Hospital Based).

Table 5.25. List of Licensed Ambulatory Surgical Clinic and Free Standing Dialysis Clinics, Province of Cavite, As of December 31, 2013

City/Municipality	No.	Name of Ambulatory Surgical Clinic/ Dialysis Clinic	Location	Services	Number of Stations
A. Ambulatory Surgical Clinic					
City of Dasmariñas	1	Wellcare Clinic & Laboratory, Inc.	Erja Bldg., Buro 1, Congressional Road, City of Dasmariñas	General Surgery, Reproductive Health, Ophthalmologic	
B. Free Standing Dialysis Clinics					
City of Imus	1	B. Braun Avintum Phils., Inc.	9073 E. Aguinaldo Highway, Anabu II-B, City of Imus		11
	2	Nephrology Center of Cavite City Dialysis, Inc.	Unit 105, Sun City Plaza, Aguinaldo Highway, Anabu I, City of Imus		15
City of Dasmariñas	3	Hemotek Renal Center, Inc.	RJVA Bldg., Sampaloc I, Aguinaldo Highway, Palapala, City of Dasmariñas		15
	4	Kidneycare Dialysis Center (new)	895 JAE Bldg., Jose Abad Santos Ave., Salitran I, City of		4
Gen. Trias	5	Korea-Phils Friendship Occupational Health & Dialysis Clinic	EPZA-Bacao Rd., Gen. Trias, Cavite		8
Mendez	6	Nephrology Center of Cavite CT-R Hemodialysis, Inc.	J.P. Rizal St., Brgy. Asis III, Mendez, Cavite		9

Source: www.doh.gov.ph
Bureau of Health Facilities and Services
Center for Health Development, DOH

Table 5.26. List of Accredited Drug Abuse Treatment and Rehabilitation Center, Province of Cavite, As of December 31, 2013

City/Municipality	No.	Name of Center	Address	ABC	Classification				Modality
					Ownership		Institutional		
					GO	NGO	IB	FS	
Indang	1	Bridgehall Community Foundation, Inc. Treatment Facility for Alcoholics & Drug Dependents	Brgy. Banaba Cerca, Indang, Cavite	50 (Male & Female)		√		√	Eclectic
Tagaytay City	2	Change and Recovery (CARE) Treatment & Rehabilitation Center	D. Cruzado Road, Guinhawa South, Tagaytay City	38 (Male & Female)		√		√	Therapeutic Community
Tagaytay City	3	Department of Health - Tagaytay City Treatment and Rehabilitation Center	Ipil St., Kaybagal South, Tagaytay City	100 (Male)	√			√	Therapeutic Community
Tagaytay City	4	Serenity House of Sobriety	3575 ME Calamba Rd., Brgy. Sungay East, Tagaytay City	50 (Male & Female)		√		√	Eclectic

Source: www.doh.gov.ph
Bureau of Health Facilities and Services
Center for Health Development, DOH

Legend: ABC- Authorized Bed Capacity NGO - Non-Government Owned FS - Free Standing
GO - Government Owned IB - Institution Based

Table 5.27. List of Accredited Laboratories for Drinking Water Analysis (Non-Hospital Based), Province of Cavite, As of December 31, 2013

City/Municipality	No.	Name of Laboratory for Drinking	Address	Services	Classification
City of Dasmariñas	1	Dasmariñas Water District Laboratory	Camerino Ave., City of Dasmariñas	Physical Bacteriological Chemical	FS
Carmona	2	Regional Water Laboratory	J.M. Loyola St., Carmona, Cavite	Physical Bacteriological	FS

Source: www.doh.gov.ph
Bureau of Health Facilities and Services
Center for Health Development, DOH

Legend: FS - Free Standing

Table 5.28. Number of Health Workers by City/Municipality, Province of Cavite: 2013

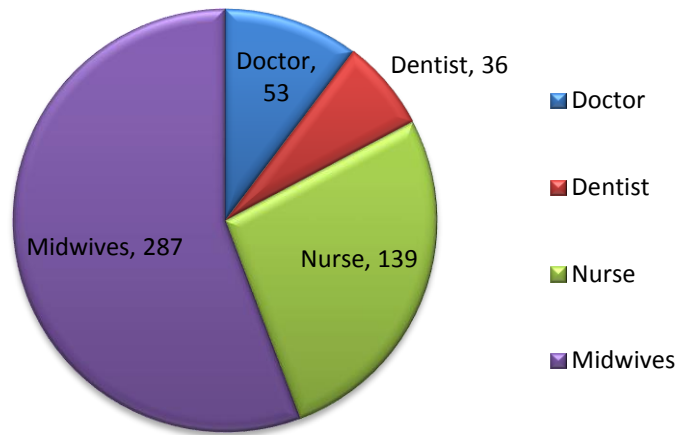
Health Personnel/Workers

Public health personnel play important roles in providing primary health care services in a community. These medical practitioners include doctors, dentists, nurses and midwives stationed in localities in cities and municipalities. As of 2013, there are only 53 government medical doctors in Cavite which comprise 10.29% of the total number of government health personnel/ workers of 515. This gives a ratio of 1:66,344 government doctor-to-population ratio. The standard ratio is 1:20,000 thus post a shortage of 123 government doctors. Likewise, the total number of dentists (36) which pertains to 6.99% has resulted to the dentist-population ratio of 1:97,673. As observed, this figure is much lower compared to the standard dentist-to-population ratio of 1:20,000. It is also noted that nurses comprising 26.99 % or 139 out of the summed up number of health workers/personnel has led to 1:25,297 nurse-to-population ratio against 1:20,000 standard while midwives which is 55.73% or 287 has marked the ratio of 1:12,252 against the standard ratio of 1: 5,000. Based on these figures, it can be concluded that the province falls short of the standard requirements on government health personnel/workers. The function of health personnel is a joint effort between provincial and municipal health institutions (Table 5.28).

District/City/Municipality	2013 Projected Population	Doctor	Doctors-Population Ratio	Dentist	Dentist-Population Ratio	Nurse	Nurse-Population Ratio	Midwives	Midwife-Population Ratio
1st District									
Cavite City	101,652	6	1 : 16,942	1	1 : 101,652	10	1 : 10,165	17	1 : 5,980
Kawit	83,550	2	1 : 41,775	2	1 : 41,775	4	1 : 20,888	9	1 : 9,283
Novelleta	45,134	1	1 : 45,134	1	1 : 45,134	1	1 : 45,134	2	1 : 22,567
Rosario	98,695	1	1 : 98,695	3	1 : 32,898	12	1 : 8,225	19	1 : 5,194
2nd District									
City of Bacoor	610,170	7	1 : 87,167	5	1 : 122,034	11	1 : 55,470	25	1 : 24,407
3rd District									
City of Imus	343,537	4	1 : 85,884	6	1 : 57,256	6	1 : 57,256	33	1 : 10,410
4th District									
City of Dasmariñas	652,528	7	1 : 93,218	5	1 : 130,506	30	1 : 21,751	43	1 : 15,175
5th District									
Carmona	85,801	3	1 : 28,600	2	1 : 42,901	6	1 : 14,300	15	1 : 5,720
Gen. Mariano Alvarez	147,491	1	1 : 147,491	0	0 : 144,445	4	1 : 36,873	19	1 : 7,763
Silang	234,498	4	1 : 58,624	1	1 : 234,498	8	1 : 29,312	18	1 : 13,028
6th District									
Trece Martires City	137,808	1	1 : 137,808	2	1 : 68,904	3	1 : 45,936	8	1 : 17,226
Amadeo	36,196	1	1 : 36,196	0	0 : 36,196	1	1 : 36,196	3	1 : 12,065
Gen. Trias	310,729	2	1 : 155,365	3	1 : 103,576	18	1 : 17,263	22	1 : 14,124
Tanza	221,635	4	1 : 55,409	1	1 : 221,635	9	1 : 24,626	13	1 : 17,049
7th District									
Tagaytay City	68,170	1	1 : 68,170	2	1 : 34,085	4	1 : 17,042	4	1 : 17,042
Alfonso	51,605	1	1 : 51,605	0	0 : 50,572	1	1 : 51,605	5	1 : 10,321
Gen. E. Aguinaldo	18,594	1	1 : 18,594	0	0 : 18,224	1	1 : 18,594	3	1 : 6,198
Indang	65,674	1	1 : 65,674	0	0 : 64,436	2	1 : 32,837	7	1 : 9,382
Magallanes	22,276	1	1 : 22,276	0	0 : 21,922	2	1 : 11,138	5	1 : 4,455
Maragondon	36,608	1	1 : 36,608	0	0 : 36,163	1	1 : 36,608	4	1 : 9,152
Mendez	30,516	1	1 : 30,516	0	1 : 36,163	2	1 : 15,258	3	1 : 10,172
Naic	93,394	1	1 : 93,394	1	1 : 93,394	2	1 : 46,697	9	1 : 10,377
Ternate	19,982	1	1 : 19,982	1	1 : 19,982	1	1 : 19,982	1	1 : 19,982
GRAND TOTAL	3,516,243	53	1 : 66,344	36	1 : 97,673	139	1 : 25,297	287	1 : 12,252

Source: Provincial Health Office, Trece Martires City

Figure 5.14. Number of Public Health Workers, Province of Cavite: 2013



Cavite’s healthcare system is still considered to be of good standard. The provincial government has been very supportive in implementing various health programs thru its Provincial Health Office to reach out more patients particularly those with special needs and those belonging to patients particularly those with special needs and those belonging to underprivileged. The BHWs are also provided with useful medical-related trainings to aid them in the performance of their duties. In addition, the government employs a significant number of barangay health workers that aids in the provision of medical services in the barangay level such as immunization, health monitoring, and implementation of health related programs, among others.

Barangay Health Worker is a person who has undergone health and related training programs under any accredited government and non-government organization who voluntarily renders primarily health care services in the community.

The number of active Barangay Health Workers (BHWs) had an increase of 8.66% in 2013 with a total number of 3,125 as compared to 2,876 active BHWs in 2012. To cope up with the increasing demands for various medical and health services and complement the shortage in the number of health personnel, the province resourcefully applied different strategies.

Table 5.29. Number of Barangay Health Workers by City/Municipality, Province of Cavite: 2012 and 2013

City/ Municipality	Active Barangay Health Workers	
	2012	2013
1st District		
Cavite City	79	78
Kawit	92	82
Noveleta	40	36
Rosario	163	132
2nd District		
City of Bacoor	120	130
3rd District		
City of Imus	70	78
4th District		
City of Dasmariñas	304	365
5th District		
Carmona	115	109
Gen. Mariano Alvarez	101	94
Silang	152	223
6th District		
Amadeo	71	71
Gen. Trias	148	154
Tanza	132	191
Trece Martires City	52	70
7th District		
Alfonso	189	222
Gen. E. Aguinaldo	141	137
Indang	108	105
Magallanes	91	90
Maragondon	287	327
Mendez	100	95
Naic	212	231
Tagaytay City	50	48
Ternate	59	57
Total	2,876	3,125

Source: Provincial Health Office, Trece Martires City

Health Statistics

Live birth is a complete expulsion or extraction from its mother of a product of conception, irrespective of the duration of the pregnancy, which after such separation, breathes or shows any other evidence of life, such as beating of the heart, pulsation of the umbilical cord, or definite movement of voluntary muscles, whether or not the umbilical cord has been cut or the placenta is attached- each product of such birth is considered live born.

For the year 2013, there are 69,061 live births registered in the Philippine Statistics Authority-National Statistics Office (PSA-NSO). Of these, 51% are males (35,558) and 49% are females (33,503), resulting to a sex ratio of 106.13 males per 100 females (Table 5.30).

Table 5.30. Number of Births by Gender, Province of Cavite: 2013

Month	Male	Female	Total
January	3,447	3,165	6,612
February	2,648	2,504	5,152
March	2,727	2,536	5,263
April	3,126	2,996	6,122
May	3,092	3,099	6,191
June	2,960	2,787	5,747
July	3,026	2,713	5,739
August	2,618	2,481	5,099
September	2,958	2,808	5,766
October	3,163	2,968	6,131
November	3,040	2,825	5,865
December	2,753	2,621	5,374
Total	35,558	33,503	69,061

Source: Philippine Statistics Authority-National Statistics Office
Trece Martires City

Vital health indices are the indicators that measure the total health condition in a certain locality or area. Based on the data from the Provincial Health Office, the province's infant mortality rate for the year 2013 goes up with a record of 10.45% posting a decrease of .49 from the previous year's rate of 10.94%. Infant Mortality Rate measures the risk of dying among infants less than one-year of age.

Maternal mortality rate include deaths of women during pregnancy, at childbirth or in the period after childbirth related to pregnancy and giving birth based on the data quality check as reported by the Provincial Health. There was an alarming increase in the maternal mortality rate from 50.09 in 2012 to 84.03 in 2013. To address this, the Provincial Health Office is continuously working by providing

maternal health care through improvement of health facilities and services of government hospitals in the province.

Crude death rate slightly decreased to 0.01% in 2013 from 2.96 in 2012. This is the ratio of the number of deaths occurring within one year to the mid-year population expressed per 1,000 populations. It is "crude" in the sense that all ages are represented in the rate and does not take into account the variations in risks of dying at particular ages.

For the year 2013, the crude birth rate is 13.60 births per 1,000 total population, compared to 13.14 per 1,000 total population in 2012, which recorded an increase of 0.46 birth rate level. (Table 5.31).

Table 5.31. Vital Health Indices, Province of Cavite: 2012 and 2013

Health Indices	2012	2013
Infant Mortality Rate (IMR)	10.94	10.45
Maternal Mortality Rate (MMR)	50.09	84.03
Crude Death Rate (CDR)	2.96	2.95
Crude Birth Rate(CBR)	13.14	13.60

Source: Provincial Health Office, Trece Martires City

Leading Causes of Morbidity

According to Provincial Health Office, the number one leading cause of morbidity in 2013 is Upper Respiratory Infection with 120,552 cases. Other leading causes include Lower Respiratory Tract Infection, Injury, Hypertension, Urinary Tract Infection, Disorder of Digestive System, Dermatitis, Fever, Asthma and Ear Infection (Table 5.32).

Table 5.32. Leading Causes of Morbidity (Rate per 100,000 population), Province of Cavite: 2013

Disease	Number	Rate
1 Upper Respiratory Tract Infection	120,552	3,531.42
2 Lower Respiratory Tract Infection	31,050	909.57
3 Injury	25,237	739.29
4 Hypertension	18,498	541.88
5 Urinary tract infection	17,263	505.7
6 Disorder of Digestive System	9,814	287.49
7 Dermatitis	7,765	227.47
8 Fever	7,088	207.63
9 Asthma	5,496	161
10 Ear Infection	2,934	85.95

Source: Provincial Health Office, Trece Martires City

Number of Deaths

Mortality is the number of deaths in a given period or place. A mortality rate is the number of deaths due to a disease divided by the total population. The Philippine Statistics Authority-National Statistics Office (PSA-NSO) is the national agency responsible in issuing official records of person’s death. Based on their records, incidence of deaths in 2013 reached 15,715 composed of 8,992 or 57.22% male and 6,723 or 42.78% female. For the year 2013, month of January recorded the highest number of deceased persons (1,541), followed by the month of October with 1,507 and April with 1,422. On the other hand, the month of March recorded the least percentage share of only 6.94% or 1,090 deaths (Table 5.33).

Table 5.33. Number of Deaths by Gender, Province of Cavite: 2013

Month	Male	Female	Total
January	877	664	1,541
February	610	500	1,110
March	660	430	1,090
April	799	623	1,422
May	752	549	1,301
June	663	489	1,152
July	731	565	1,296
August	757	554	1,311
September	825	582	1,407
October	853	654	1,507
November	756	587	1,343
December	709	526	1,235
TOTAL	8,992	6,723	15,715

Source: Philippine Statistics Authority-National Statistics Office
Trece Martires City

Leading Causes of Mortality

Heart Diseases were consistently the top leading cause of death with 1,287 total death occurrences or 37.7% in 2013. It is followed by Cancer, which has been the leading cause of mortality in previous years. Third in rank on the top leading causes of deaths is pneumonia with 438 cases recorded (Table 5.34).

Table 5.34. Leading Causes of Mortality (Rate per 100,000 population), Province of Cavite: 2013

Disease	Number	Rate
1. Heart Diseases	1,287	37.7
2. Cancer	439	12.86
3. Pneumonia	438	12.83
4. Hypertension	224	6.56
5. Stroke	209	6.12
6. Renal Failure	179	5.24
7. Diabetes Mellitus	176	5.16
8. Tuberculosis	131	3.84
9. COPD	118	3.46
10. Asthma	96	2.81

Source: Provincial Health Office, Trece Martires City

Complications of Pregnancy is the leading cause of Infant Mortality for the year 2013. It is followed by Pneumonia with 14 cases recorded. Infants are the most vulnerable to this type of disease. It has always been the leading cause of mortality for infants in the previous years. Other cases are Dehydration (11); Sepsis (11); Congenital Malformations (11); Acute Respiratory Distress Syndrome (8); Respiratory disorders (5); Heart Problems (6); Sudden Infant Death Syndrome (6) and Other Signs and Symptoms of Circulatory and Respiratory System (5) (Table 5.35).

Table 5.35. Ten Leading Causes of Infant Mortality (Rate per 100,000 population) Province of Cavite: 2013

Cause	Number	Rate
1. Complications of Pregnancy	17	0.37
2. Pneumonia	14	0.3
3. Dehydration	11	0.24
4. Sepsis	11	0.24
5. Congenital Malformations	11	0.24
6. Acute Respiratory Distress Syndrome	8	0.17
7. Respiratory Disorder	7	0.15
8. Heart Problem	6	0.13
9. Sudden Infant Death Syndrome	6	0.13
10. Other Signs and Symptoms of Circulatory and Respiratory System	5	0.11

Source: Provincial Health Office, Trece Martires City

Leading Causes of Maternal Mortality

Maternal mortality is the death of a woman while pregnant or within 42 days of termination of pregnancy, irrespective of the duration and site of the pregnancy, from any cause related to or aggravated by the pregnancy or its management but not from accidental or incidental causes.

The maternal mortality ratio can be calculated by dividing recorded (or estimated) number of maternal deaths by total recorded (or estimated) number of live births in the same period and multiplying by 100,000.

Post-partum hemorrhage is excessive blood loss in a woman after childbirth. It has been consistent to be the leading cause of Maternal Mortality for the last three (3) years recording 22 cases in 2013.

Other leading causes include Eclampsia (11); Sepsis Retained product of conception (2); Reactive Hyperglycemia (1); Peripartum Cardiomyopathy (1); Fatal Anemia with Acute Respiratory Failure Massive Pleural Effusion (1); and Congenital Heart Disease (1).

Table 5.36. Leading Causes of Maternal Mortality (Rate per 100,000 live birth), Province of Cavite: 2013

Disease	Number	Rate
1. Post-partum Hemorrhage	22	47.4
2. Eclampsia	11	23.7
3. Sepsis Retained product of conception	2	4.31
4. Reactive Hyperglycemia	1	2.15
5. Peripartum Cardiomyopathy	1	2.15
6. Fatal Anemia with Acute Respiratory Failure Massive Pleural Effusion	1	2.15
7. Congenital Heart Disease (Grand Cardiac FCI)	1	2.15

Source: Provincial Health Office, Trece Martires City

Nutrition and Other Key Health Indicators

Operation Timbang

Operation Timbang (OPT) is the annual mass weighing with the addition of the measurement of length or height of all children aged 0-71 months to identify and locate families with malnourished pre-school children, and determine the overall nutrition situation in the area. Last 2012, the former Operation Timbang activity

will now be called as Operation Timbang Plus, wherein "plus" pertains to the additional measurement indicator, that is length or height, per adoption of the World Health Organization (WHO) Child Growth Standards (CGS) aside from the usual measurement of weight. The mass OPT is done every 1st quarter of the year. Data generated through OPT Plus are used for local nutrition action planning, particularly in quantifying the number of malnourished and identifying who will be given priority interventions in the community. Moreover, results of OPT Plus provide information on the nutritional status of the preschoolers and the community in general, thus, providing information on the effectiveness of the local nutrition program.

Generally, the nutritional status of children in the province showed a remarkable result. For the year 2013, the total number of estimated 0-71 months is 664,872 of which 54.82% or 364,487 have been subjected to weighing. It is noted that a total of 336,943 or 92.44% of the total number of 0-71 weighed are normal. It indicates that 9 out of 10 children with 0-71 months have normal weight. Additionally, a total of 10,342 fell on the category of Overweight, 12,798 and 4,404 which is distributed into Underweight and Severely Underweight level of weight respectively. (Table 5.37 and Figures 5.15).



Figure 5.15. Operation Timbang Result, Children age 0-71 Months, Province of Cavite: 2013

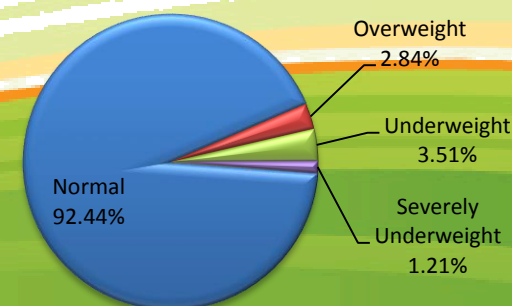


Table 5.37. Operation Timbang Results of Children Age 0-71 months by City/Municipality, Province of Cavite: 2013

Municipality	Estimated Number of PS (16.2%)	Total Number of PS Weighed	%	Normal	%	Overweight	%	Underweight	%	Severely Underweight	%
1st District											
Cavite City	17,002	9,004	52.96	7,671	85.20	385	4.28	718	7.97	230	2.55
Kawit	13,506	9,854	72.96	8,975	91.08	311	3.16	385	3.91	183	1.86
Noveleta	7,270	4,215	57.98	3,783	89.75	108	2.56	255	6.05	69	1.64
Rosario	15,948	10,002	62.72	8,721	87.19	401	4.01	608	6.08	272	2.72
2nd District											
City of Bacoor	187,998	71,606	38.09	67,344	94.05	2,438	3.40	1,434	2.00	390	0.54
3rd District											
City of Imus	54,362	35,109	64.58	33,691	95.96	447	1.27	707	2.01	264	0.75
4th District											
City of Dasmariñas	121,458	63,567	52.34	56,843	89.42	2,872	4.52	2,765	4.35	1087	1.71
5th District											
Carmona	13,551	10,490	77.41	9,727	92.73	316	3.01	340	3.24	107	1.02
Gen. Mariano	23,861	16,324	68.41	14,997	91.87	315	1.93	695	4.26	317	1.94
Silang	37,108	16,541	44.58	15,326	92.65	397	2.40	592	3.58	226	1.37
6th District											
Amadeo	6,498	3,334	51.31	3,107	93.19	97	2.91	98	2.94	32	0.96
Gen. Trias	46,210	12,025	26.02	11,158	92.79	351	2.92	397	3.30	119	0.99
Tanza	34,597	36,869	106.57	35,938	97.47	258	0.70	514	1.39	159	0.43
Trece Martires City	21,203	21,203	100.00	19,967	94.17	307	1.45	721	3.40	208	0.98
7th District											
Alfonso	8,352	5,714	68.41	5,311	92.95	151	2.64	201	3.52	51	0.89
Gen. Aguinaldo	3,010	2,084	69.24	1,899	91.12	42	2.02	129	6.19	14	0.67
Indang	10,638	6,280	59.03	5,532	88.09	221	3.52	426	6.78	101	1.61
Magallanes	3,615	2,434	67.33	2,217	91.08	55	2.26	115	4.72	47	1.93
Maragondon	5,951	6,944	116.69	6,040	86.98	216	3.11	535	7.70	153	2.20
Mendez	4,933	3,073	62.29	2,702	87.93	164	5.34	165	5.37	42	1.37
Naic	14,087	12,561	89.17	11,396	90.73	336	2.67	562	4.47	267	2.13
Tagaytay City	10,465	2,980	28.48	2,661	89.30	93	3.12	219	7.35	7	0.23
Ternate	3,249	2,274	69.99	1,937	85.18	61	2.68	217	9.54	59	2.59
TOTAL	664,872	364,487	54.82	336,943	92.44	10,342	2.84	12,798	3.51	4,404	1.21

Source: Provincial Health Office

Social Welfare

The Provincial Social Welfare and Development Office (PSWDO) programs and services are geared towards promoting the rights and welfare of the poor and marginalized for an improved quality of life.

For the past years, the PSWDO roles and functions have expanded in accordance with the Local Government Code, which was implemented in 1992. It directed the functions and operations of the Office as direct service provider and technical service provider.

As the lead agency in social welfare and development, the Provincial Social Welfare and Development Office exercises the following functions:

Develops and enriches existing programs and services for specific groups, such as children and youth, women, family and communities, solo parent, older persons and PWDs;

Provides technical assistance and capability to intermediaries;

Provides social protection of the poor, vulnerable and disadvantaged sector, PSWDO also gives augmentation funds to local government units so these could deliver social welfare and development (SWD) services to depressed municipalities and barangays and provide protective services to individuals, families and communities in crisis situations.

Aside from the mandated functions of PSWDO, the following are the regular basic social welfare and development projects of the office:

Day Care Services

Day care services plays vital role in producing good citizens and assisting the workforce to be more productive by providing a care venue for the workers' children while they are working. Day care centers cater to children aged 3-6 and are being manned by highly trained day care workers skilled with early childhood education knowledge.

As mandated to establish one day care center in every barangay through Republic Act 6972 also known as the Barangay-Level Total



Development and Protection of Children Act, the province complied with 788 Day Care Centers which cater the basic education needs of 44,287 day care enrollees in 2013. Seventh District which is comprise of Tagaytay City, Alfonso, Gen. E. Aguinaldo, Indang, Magallanes, Maragondon Mendez, Naic and Ternate have the highest number of day care centers with 189 or 24% of the total. Second District has the lowest number of day care centers. City of Dasmariñas in Fourth District, being one of the identified relocation sites in the province ranks first in terms of the number of enrollees with 9,006 students (Table 5.38).

Table 5.38. Number of Day Care Centers, Enrollees and Teachers, Province of Cavite: 2013

City/Municipality	Number of Day Care Centers	Enrolment	Number of Day Care Workers
1st District			
Cavite City	45	1,250	45
Kawit	25	1,200	11
Noveleta	13	609	13
Rosario	21	1,515	21
2nd District			
City of Bacoor	78	5,250	48
3rd District			
City of Imus	78	5,345	77
4th District			
City of Dasmariñas	106	9,006	99
5th District			
Carmona	13	925	13
Gen. Mariano Alvarez	34	2,225	34
Silang	53	2,150	58
6th District			
Amadeo	7	248	8
Gen. Trias	58	1,873	53
Tanza	37	3,000	35
Trece Martires City	32	3,023	32
7th District			
Alfonso	25	706	25
Gen. E. Aguinaldo	14	329	14
Indang	22	820	26
Magallanes	15	490	15
Maragondon	26	1,024	26
Mendez	14	383	10
Naic	32	1,152	28
Tagaytay City	32	1,178	32
Ternate	8	586	8
TOTAL	788	44,287	731

Source: Provincial Social Welfare Development Office Trece Martires City

Table 5.39. Number of Reported Children in Need of Special Protection, Province of Cavite: 2013

Municipality/City	Children in Need of Special Protection								Total
	Children in Conflict with the Law	Street Children	Neglected/Abandoned Children	Physical Abused	Sexually Abused	Victims of Child labor	Minor at risk	Victims of Child Trafficking	
1st District									
Noveleta	5	10	10	5	6	4	0	0	40
Cavite City	40	20	16	0	18	41	33	0	168
3rd District									
City of Imus	147	33	53	0	64	5	0	12	314
4th District									
City of Dasmariñas	80	5	0	0	46	6	0	0	137
5th District									
Gen. Mariano Alvarez	25	28	12	0	6	2	0	2	75
Silang	34	0	4	0	22	0	0	1	61
6th District									
Amadeo	2	0	1	0	3	0	0	0	6
Gen. Trias	16	0	0	3	5	0	0	0	24
Trece Martires City	13	2	2	0	5	0	0	0	22
7th District									
Gen. Aguinaldo	10	0	0	0	0	0	0	0	10
Indang	5	3	0	0	5	0	0	0	13
Magallanes	4	0	1	0	3	0	0	0	8
Mendez	18	0	6	0	3	0	0	0	27
TOTAL	399	101	105	8	186	58	33	15	905

Source: Provincial Social Welfare Development Office, Trece Martires City

For the year 2013, Provincial Social Welfare and Development Office (PSWDO) has reported a total of 905 cases of children in need of special protection in the province. These are the cases that involve children who are victims of abuse, violence and exploitation.

Child in Conflict with the Law refers to a child who is alleged as, accused of, or adjudged as, having committed an offense under Philippine laws. According to PSWDO, there are 399 cases of children in conflict with the law in 2013. A total of 101 street children were reported in the municipalities of Noveleta, Gen. M. Alvarez and Cities of Cavite, Imus, Dasmariñas and Trece Martires. Other cases were neglected/abandoned children (105); physical abused (8); sexually abused (186); victims of child labor (58); minor at risk (33); and victims of child trafficking (15). City of Imus has the most number of cases of children in need of special protection with 314 cases. On the other hand, municipalities of Amadeo and Magallanes have the least number with both 6 and 8 cases respectively. (Table 5.39).

Social Welfare Programs and Services

To address cases of children in need of special protection and other social issues, the following are the social welfare programs and services provided by the Provincial Government of Cavite thru the provincial, city and municipal social welfare and development offices. They are working hand in hand to ensure that the specific needs and demands of target beneficiaries are met (Table 5.40).

Table 5.40. Provincial Social Welfare & Development Programs and Projects, Province of Cavite: 2013

Target	Programs/Services
WOMEN	A. Practical Skills Development
	1. Training and Livelihood
	B. Social Welfare Programs
	1. Seminar on Related Laws on Women & Children
	C. Welfare Assistance
	1. Assistance to Women in Especially Difficulty Circumstances
	D. Delivery of Special Social Services
	1. Referral, Networking and Linkaging
	E. Other Development Program
	1. Individual Case Management 2. Self-Employment Assistance
CHILDREN	A. Local Council
	1. Conduct regular meeting
	2. Technical Assistance to the MCPC
	3. Monitoring and Evaluation to MCPC
	4. Attendance to summits/conferences and seminars
	B. Capacity buildings to stakeholders and direct service providers
	C. Provision of Social Services
	1. Food for Growth
	2. Mother's Class
	3. Assistance to students of Alternative Learning System
	4. Assistance to Children in Crisis Situation
	5. Assistance to Children/Youth in need of Special Social Services
	6. Assistance to Children in Conflict with the Law
	7. Assistance to Abused Children
	8. Assistance to Centers/Institutions
9. Endowment Program for Children	
10. Assistance to Identified Child Friendly City/Municipality	
D. Conduct of Special program and Activities for Children	
1. Children's Month Celebration	
2. Give a Gift for a Child	
3. Distribution of IEC Materials	
SENIOR CITIZENS	A. Elderly Week Celebration

Target	Programs/Services
	B. Labor Assistance
	C. Delivery of Capability building and advocacy programs for Sr. Citizens
	D. Conduct of Council meeting
	E. Distribution of IEC materials
	F. Welfare Assistance
	1. Provision of Assistive Devices for Senior Citizens
	2. Burial Assistance for Senior Citizens
	3. Assistance to Senior Citizens in Crisis Situation
	4. Endowment program for the Senior Citizens
	G. Maintenance of Senior Citizen Building
PERSONS WITH DISABILITY	A. Assistance for PWDs in need of Special Social Services (Sunong-Dunong for PWDs)
	B. Self and Social Enhancement Service
	1. Attendance to local/regional/national PWD activities
	2. Participation/linkages/networking to job fair & livelihood opportunities
	C. Information Dissemination Services
	D. Care for Disadvantaged PWDs
	1. Assistance to PWDs in Crisis Situation
	2. Provision of Assistive Devices for PWDs
	3. Endowment program for the PWDs
	E. Advocacy Programs
	1. PWD Provincial Convention
	F. Strengthening the implementation of PWD policies
	1. Monitoring & evaluation of the implementation of PWD policies
	2. Conduct of regular meetings of the council for PWD
	G. Organizing and Capability Building
INDIGENT AND INDIVIDUALS	A. Practical Skills Development
	1. Training and Livelihood
	B. Social Welfare Programs
	1. Assistance to Displaced Families and Individuals
	2. Disaster Monitoring & Relief Assistance
	3. Capability Building for Social Welfare Sectors
	C. Welfare Assistance
	1. Assistance to Individual in Crisis Situation
	2. Assistance to Women in Especially Difficult Circumstances
	3. Indigency Expenses
	4. Burial Assistance for the Poor
	5. Balik Probinsya
	D. Delivery of Special Social Services
	1. Food for Work
	2. Pamaskong Handog

Target	Programs/Services
	E. Other Development Programs
	1. Self Employment Assistance
	2. Family and Individual Case Management

Source: Provincial Social Welfare Development Office
Trece Martires City

There are 537 cases of battered/abused women reported in 2013. Almost one-third of these cases were reported in the City of Imus, with 227 cases or 32.57% while Indang has the least number of reported battered/abused women with one (1) case recorded (Table 5.41).

Table 5.41. Number of Reported Battered/Abused Women, Province of Cavite: 2013

City/Municipality	Battered/Abused Women
1st District	
Cavite City	37
Kawit	12
Noveleta	6
Rosario	3
2nd District	
City of Bacoor	135
3rd District	
City of Imus	37
4th District	
City of Dasmariñas	100
5th District	
Carmona	9
Gen. Mariano Alvarez	14
Silang	47
6th District	
Amadeo	2
Gen. Trias	28
Tanza	39
Trece Martires City	5
7th District	
Tagaytay City	19
Alfonso	23
Indang	5
Mendez	3
Naic	13
Total	537

Source: Provincial Social Welfare Development Office, Trece Martires City

Senior Citizens and Persons with Disability are the group of people that need utmost attention from the government and in the society. They were entitled to different benefits and privileges as mandated by law in the country.

Table 5.42. Number of Senior Citizens and Persons with Disability, Province of Cavite: 2013

City/Municipality	Senior Citizens	Persons with Disability
1st District		
Cavite City	1,043	692
Kawit	3,547	402
Noveleta	4,020	149
Rosario	6,163	505
2nd District		
City of Bacoor	57,000	4,348
3rd District		
City of Imus	16,836	1,339
4th District		
City of Dasmariñas	32,780	3,500
5th District		
Carmona	4,177	774
Gen. Mariano Alvarez	6,428	879
Silang	9,000	250
6th District		
Amadeo	3,000	200
Gen. Trias	15,000	700
Tanza	5,583	287
Trece Martires City	6,000	573
7th District		
Alfonso	4,269	840
Gen. E. Aguinaldo	1,300	366
Indang	4,300	556
Magallanes	1,185	130
Maragondon	1,832	300
Mendez	3,000	87
Naic	5,514	300
Tagaytay City	5,800	894
Ternate	1,249	300
Total	199,026	18,371

Source: Provincial Social Welfare Development Office
Trece Martires City

Provincial Social Welfare and Development Office, being the implementing agency for the welfare of these vulnerable groups reported that there are about 199,026 senior citizens in the province in 2013. Most of our senior citizens resided in the City of Bacoor with a total number of 57,000 old persons representing 28.64% of the total number of senior citizens reported. On the other hand, PSWDO identified a total of 18,371 persons with disability. City of Bacoor, being the second most populated city in the province has the most number of disabled persons with a total of 4,48 followed by the City of Dasmariñas with 3,500 persons (Table 5.42).

The following are the list of Social Work Agencies (SWAs) and Social Welfare and Development Agencies (SWDAs) operating in Cavite.

Table 5.43. List of Social Work Agencies (SWAs) and Social Welfare and Development Agencies (SWDAs) in the Province of Cavite, 2013

Name of Agency	Address	Program & Services	Clientele	Classification
1. Action International Ministries Phils. (Working Hands, Honest Hands & Mustard Seeds)	Balubad II, Silang, Cavite	Provide vocational skills, training to out of school youth ages 15-25 years old for 10 months duration, disciplinary program, vocational training on welding	Boys and girls who are out of school youth	SWA
2. Beacon of Hope Foundation-PI, Inc.	Brgy. Sapa, Naic, Cavite	Residential facility, homelife program, medical dental and spiritual	Children who are abandoned orphaned and surrendered	SWA
3. Christian Growth Ministries (Home of Joy Orphanage)	Jabez Christian Center, Km 36 Gov. Drive, Sampaloc IV, City of Dasmariñas, Cavite	Residential care, homelife services, health and nutrition, recreation, spiritual services, counseling & pre-adoption services	Children ages 3-6 years old who are abandoned orphaned and neglected	SWA
4. Chosen Children Village Foundation, Inc.	Km.48, Lalaan, Silang, Cavite	Residential facility, homelife/Social medical/dental rehabilitation, psychological & value formation	Children ages 0-2 years old with special needs who are abandoned, surrendered, abused & neglected	SWA
5. Casa de Bambini San Giuseppe Inc. (St. Joseph Children's Home)	Lalaan I, Silang, Cavite	Residential facility, social service homelife, health care & other cultural activities	Children (girls) ages 3-12 years old who are abandoned, orphaned, neglected and deprived children	SWA
6. Dar Amanah Children Vill. Foundation, Inc.	Brgy. Hoyo, Silang, Cavite	Residential facility, homelife services, non-formal education	Muslim and Catholic children victims of armed conflict	SWA
7. Hossana Home Care for Children Orphanage, Inc.	Block 50 Lot 45-B Phase 2 Villa Apolonia Subd., Brgy. Ibayo, Silangan, Naic, Cavite	Residential facility, homelife services medical/health services	Children 0-4 years old who are abandoned, neglected and orphaned	SWA
8. Injoy Life Children's Home, Inc.	Simeon Vida Road, Panungyan II, Mendez, Cavite	Residential based, temporary shelter, medical/dental, homelife services and education	Children 3-10 years old who are orphaned, abandoned and surrendered	SWA
9. Fishgate Foundation Inc.	Brgy. Amuyong Farm Valley Subd. Alfonso, Cavite	Residential facility, homelife services dental/medical & spiritual services and education	Children 0-5 years old who are abandoned neglected and orphaned	SWA
10. Frere (Saint) Benilde Romascon Educational Foundation (Dela Salle University)	(Bahay Pag-asa) City of Dasmariñas	Residential facility, homelife services educational assistance, medical/dental assistance	For children in conflict with the law	SWA
11. Little Angels Home, Inc.	Lourdes Drive, Silang Junction, North Tagaytay City	Residential facility, health & medical services	Infants newly born to 2 years old who are abandoned, neglected and surrendered	SWA
12. Mango House Children's Home, Inc.	530 M. Pripol Gen. Aguinaldo Highway, Biga 2, Silang, Cavite	Residential facility, medical/dental & spiritual service	Children 2-7 years old who are abandoned, neglected, surrendered and abused	SWA
13. MAMA's Hope Haven of Norway, Inc.	Pag-asa St., F Manalo, Gen. Trias, Cavite	Temporary shelter, maternity services, medical/dental psychological & social service skills training & Christian education	Unwed mothers 13-45 yrs. old (victims of rape, incest, family disowned economically needy & far from relative/family relatives/family	SWA
14. Mother Teresa Spinelli's Treasure's	Kabangaan Road, Brgy. Iruhin West, Tagaytay City	Residential facility, dental/medical & health services	Infants 0-2 years old who are abandoned, orphaned & neglected children	SWA

Name of Agency	Address	Program & Services	Clientele	Classification
15. Mother Caterina Roncalli Shelter Home, Inc.	214 Banay-banay, Amadeo, Cavite	Residential facility home life services medical/dental services	Children 2-7 years old who are abandoned, orphaned needy destitute and at risk children or in difficult circumstances	SWA
16. Saint Anthony's Boys Village Foundation, Inc.	Brgy. Lalaan, Silang Cavite	Residential facility, educational services medical/dental and spiritual	Children (boys) 12-16 years old who are orphaned	SWA
17. Southeast Asia Medical and Relief Institute for Training Asian, Non-Gov't. Services, Inc. (SAMARITANS Inc.)	Blk.224, Lot 21 & 22, Metrogate, Silang Estates, Silang, Cavite	Residential facility, medical/dental educational, spiritual and socialization	Children who are abandoned orphaned and neglected	SWA
18. Save Lives Save Soul Foundation, Inc.	Buro 2, Bagong Bayan, Dasmariñas City, Cavite	Medical, feeding, skills training advocacy on Health	Poor families in the area	SWDA
19. Tita de Guzman- Angels of Hope Foundation Inc.	Purok 4 Brgy. Pulong Bunga, Silang, Cavite	Residential facility , homelife services dental / medical and spiritual	Children 0-5 years old who are abandoned, neglected and orphaned	SWA
20. The Valley Cathedral Children's Home	Labac, Naic Cavite	Residential facility, social services medical/dental, health & nutrition formal & informal education and livelihood	Children 3-12 years old who are orphaned, abandoned neglected, half - orphaned abused & battered	SWA
Older Persons				
1. Brothers of Christ of Banneux, BCBI	Km. 47 Trece-Indang Rd. Luciano, Trece Martirez , Cavite	Residential facility, homelife, rehabilitation, medical/dental, spiritual services and counseling	Destitute & homeless elderly, physically & mentally handicapped men & young adult	SWA
2. Tahanan ni Maria Home for the Aged, Inc.	Brgy. Lantic, Carmona, Cavite	Provide shelter for the abandoned and less fortunate elders and apostolate services for the needy advanced age	Older person who are abandoned and neglected	SWA
3. Tahanang Paghubog Mother Bonifacia, Inc.	Sta. Rita Drive Brgy. Kaybagal, Tagaytay City	Residential services, homelife, medical/dental, education and spiritual	Disadvantaged young women	SWA
Family/Community Welfare				
1. Asociacion Nacional Pequena Irene	Bloomfield Subd., Blk 4 Lot 18, Alapan 1 B, City of Imus	Provide assistance to children who are abandoned. Educational assistance to individual and giving them access for employment	abandoned children, and needy individual	SWDA
2. Star Foundation Inc.	c/o MSWDO, City of Imus	livelihood program, medical community development program	Disadvantaged families and communities	SWA
3. Academy of World Healing Foundation, Inc.	#150 Mabini St. Purok V, Brgy. Sicut, Alfonso, Cavite	Medical mission and feeding program and financial assistance	Families who belongs to poverty line	SWDA
4. Batong Sandigan Development Foundation, Inc.	Phase II Paliparan III- Dasmariñas, Cavite	health, children, development spiritual, leadership, livelihood advocacy	needy children, youth, families and communities	SWA
5. Bahay Lingkod Community Center	Phase 2, Blk 74, Lot 10&11, Paliparan Sites, Paliparan III, City of Dasmariñas	cooperative, scholarship, computer training, tutorial class, summer camp workshop, seminar, referral and advocacy	Disadvantaged families in the area	SWA
6. Camella Springville Elderly Association, Inc.	Falcon St., Molino 3, Baccor, Cavite	Livelihood assistance and medical assistance to all members	All Senior Citizen in the area	SWDA
7. Child & Adult Reformation and Education Foundation, Phils. Inc.	Ilano Cmpd. Congressional Rd. Brgy. H-4 City of Dasmariñas	Community based livelihood and medical assistance	Disadvantaged families in the area	SWDA
8. Children's Helper Project Inc.	775 Int B. Romualdo St. Caridad, Cavite City	Christian values, health & environmental development children/ youth development livelihood leadership	needy children, youth, individual families and communities	SWA

Name of Agency	Address	Program & Services	Clientele	Classification
9. El Ceilito Foundation, Inc.	145 -E. Gomes St., City of Bacoor	Community based, educational assistance/scholarship program	Disadvantaged families in the area	SWA
10. Elderly Assn. of Molino 3, Bacoor Inc.	Blk.9 Lot 9, Daffodil St. Phase I Central Camella Homes Springville City, Molino 3, City of Bacoor	Community based program to older person	Older person in the area	SWDA
11. Fr. Al's Foundation, Inc.	Rm 102 Fr. Al's Museum & Retreat House The Sisters of Mary Biga, Silang, Cavite	Provide educational assistance to high school students of Sisters of Mary Boystown and Girlstown Center	Resource Agency	SWDA
12. GMA Cavite Business Club, Inc.	Blk 8 Lot 18 Pob. 5, Gen. M. Alvarez, Cavite	Provide scholarship to deserving student and feeding program	Disadvantaged families	SWDA
13. Global Agape Bethesda Foundation, Inc.	Narra 1, Silang, Cavite	Community welfare services thru educational sponsorship and medical assistance	Disadvantaged families in the area	SWDA
14. Guardians Rescue Int'l 988, Inc.	Brgy. Pulido, Blk. 32 Lot 2 Gen. M. Alvarez, Cavite	Scholarship skills training, emergency and relief operation	Community based	SWA
15. Hawakamay Foundation, Inc.	Brgy. Amaya, Tanza, Cavite	Day care services to 3-6 years old scholarship programs and livelihood to out-of- school youth and families	Disadvantaged families, out- of -school youth and depressed communities	SWA
16. Helping Hands Junior Senior Citizen Community Service	Blk. 2, Lot 3, Phase 1-A, Southville 2 Brgy. Inocencio, Trece Martirez City	Community services, medical assistance and burial assistance	Older person in the area	SWDA
17. Home for 100 Sheep Inc.	B-1-16 C 6-DBB-City of Dasmariñas	Full education, scholarship program to the poor disadvantaged children	children and youth	SWDA
18. Jesus King of Kings, Lord of Lords Christian Feeding Ministries,	1126 Rojas Compound, Melrose St. San Antonio, Cavite City	Community and center based day care services and feeding program	Indigent families in the area	SWDA
19. Jesus Christ is Lord Christian Learning Center, Inc. (Kalinga Sa Maralita)	Brgy. Memije, Gen. M. Alvarez, Cavite	Community welfare services includes medical/dental mission, feeding program, day care program & spiritual enhancement , value formation	Indigent families in the area	SWDA
20. Kaunlaran at Pag-asa Ng Nagkakaisang Filipino	Brgy. Pasong Camachile, Gen. Trias, Cavite	Provide scholarship for youth and program for youth, children of low income families	Children and youth	SWDA
21. Letecia Regidor Memorial Foundation, Inc.	Brgy. San Jose, Gen. M. Alvarez, Cavite	Provide educational assistance to deserving students	Indigent families	SWDA
22. L Nissi Christian Kiddie Day Care Center	Blk.18 Lot 22, Phase II Mary Cris Complex,Pasong Camachile, Gen. Trias, Cavite	Day Care Service Program	3-6 years old children	SWA
23. Mizpah Community Academy Foundation	Progressive Village Molino, City of Bacoor	Gift giving, skills training, livelihood, day care service	Economically depressed families and communities	SWA
24. Mabuhay Homes 2000 Senior Citizens Association Inc.	Mabuhay Homes 2000, Paliparan II City of Dasmariñas	Health related concerns of older person like ; free medical & dental check-up thru medical mission, physical fitness and livelihood activity for able Senior Citizen	All Senior Citizens in the area	SWDA
25. Organization of Citizens Movement for Leadership &	Blk C8 Lot 7, Brgy. Luzviminda II City of Dasmariñas	Provide medical and burial assistance	Older person	

Name of Agency	Address	Program & Services	Clientele	Classification
26. PSC International Medical Mission, Inc.	Blk. 6 Lot 1, Brgy. Zone 1-A City of Dasmariñas	Community welfare services medical mission, free medical dental check up	All indigent families residing in the area	SWDA
27. Parent's Initiative for the Welfare of Children Inc.	625 Phase II San Isidroville Brgy. Javalera, Gen Trias, Cavite	Scholarship program free tuition fees, school allowance and school supplies	Families who are poor	SWDA
29. Sagip Kalahi, Inc.	Northville San Nicolas 3, City of Bacoor	Promote socio civil awareness to appropriate educational seminars, research and technology	All indigent families residing in the area	SWDA
30. Scuola di Scienza del Mijia	Brgy. Lumil, Silang, Cavite	Community based program, scholarship and day care service	Low income families in the area	SWDA
31. Save our Society Save our Neighbor, Inc.	J.M. Loyola St. Carmona Cavite	Community based, educational assistance to deserving student	Poor families in the area	SWDA
32. SAMAKABA, Inc.	Cong. Rd. Blk4, Lot 14, Brgy. B Pulido, Gen. Mariano Alvarez, Cavite	Community welfare services, livelihood assistance and scholarship to students	To all disadvantaged families residing in the area	SWDA
33 Special Organize Communication, Inc.	Biga, Silang, Cavite	Act as radio civic group that assist PNP in traffic management and provide safety	Families and communities who need their help	SWDA
34. Strike Foundation, Inc.	305 Aguinaldo Highway, Panapaan, City of Bacoor	Community welfare services, scholarship, feeding and livelihood assistance	All indigent families residing in the area	SWDA
35. Special Care for Special Need Foundation, Inc.	Blk 56 Lot 40 Neon St. Phase 4 Golden City Subd., Anabu II, City of Imus	Tutorial, therapeutic and rehabilitation	children with special need (physical and mental)	SWA
36. Shoreline Kabaliklat sa Kaunlaran, Inc.	Seaman St, Bancaan, Naic, Cavite	Health & nutrition, sanitation, value formation, livelihood, leadership development, emergency relief and rehab	needy children, youth, individual families & communities	SWA
37. Tomas & Betty delos Santos Foundation, Inc.	# 7 Golden Mile Business Park, Brgy. Maduya, Carmona, Cavite	Medical services, educational services, religious and charitable services	Disadvantaged families and communities	SWDA
38. Tagaytay City Square & Compass, Inc.	Aguinaldo Highway, Brgy. Maitim, Tagaytay City	Community based medical mission livelihood assistance	Disadvantaged families in the area	SWDA
39. Tinig Ng Nagkakaisang Kababaihan Sa Mary Cris Multi-Purpose Cooperative	Phase 2, Blk. 1, Lot 1, Mary Cris Complex Pascena 2, Gen. Trias, Cavite	Community based program livelihood assistance and scholarship program	All women's who are members of the organization	SWDA
40. United Senior Citizen Association Metro Queens Row,	437 Queensland St., Queens Row Central, City of Bacoor	Provide assistance to all Senior residing in the area	All Senior Citizen residing in the area	SWDA
41. We Exalt You Jesus Foundation, Inc.	University Ave. Pasong Lawin Buro Main, City of Dasmariñas, Cavite	Medical mission, relief goods distribution, scholarship and financial assistance	Families/communities	SWA
42. Wings of Love International Praise, Inc.	C-4-16 Tropical Village, Gen. Trias, Cavite	Community welfare services includes medical mission, feeding and trainings/ seminar	All less fortunate families residing in the area	SWDA
43. Woodstate Vill. 2, Senior Citizen	Association Woodstate Vill. 2, Molino, City of Bacoor	Community welfare services includes livelihood assistance	All senior citizens in the area	SWDA

Source: Provincial Social Welfare Development Office
Trece Martires City

Sports and Recreation

The provincial government through the Provincial Youth and Sports Development Office provides recreational opportunities for leisure and recreation time to enhance as well as exhibit the skills and talent of our youth. They are also responsible in promoting physical, moral, spiritual, intellectual and social well-being of this integral part of our society. The primary facilities that are commonly used by the youths are basketball courts which total to 645 in 2013. Other sports facilities present in the province are covered courts (151), swimming pools (86), tennis/badminton courts (39), gymnasias (21), golf links (7), stadia (3), pelota courts (2) and others (36). Meanwhile, there are 134 existing recreational facilities composed of parks, playgrounds, movie houses, public libraries and others in the entire province and which are utilized for various purposes (Table 5.44).

Table 5.44. Sports Facilities, Province of Cavite: 2013

City/Municipality	Gymnasium	Stadium	Sports Complex	Golf Links	Golf Driving Range	Covered Court	Basketball Court	Pelota Courts	Tennis/Badminton Court	Sipa Court	Swimming Pools	Fitness Gym	Others *	Total
1st District														
Cavite City	2	1	1		2	3	7	1	4	3	2		4	30
Kawit							21		4					25
Noveleta							7							7
Rosario					1		21		1		5			28
2nd District														
City of Bacoor						21	73	1	9		17		8	129
3rd District														
City of Imus						1	105		3		13		2	124
4th District														
City of Dasmariñas				2		59	16							77
5th District														
Carmona	1			1		7	19		3		2		5	38
Gen. M. Alvarez	1		1			19	36						1	58
Silang				1		2	57						2	62
6th District														
Trece Martires City	1	1				1	31		1				2	37
Amadeo	3					1	16		1		3	2	1	27
Gen Trias	5		1			14	81		5		13	10	2	131
Tanza	1		1				37		1		2			42
7th District														
Tagaytay City	1	1		1			21		1				6	31
Alfonso	1			1			31		3		6		2	44
Gen. Aguinaldo	1						10				4			15
Indang	2					4	9		1		6	1	1	24
Magallanes							13				3		16	32
Maragondon	2					15	3		1		1		3	25
Mendez							4						1	5
Naic						1	26				5			32
Ternate				1		3	1	1	1		4		1	12
Total	21	3	4	7	3	151	645	3	39	3	86	13	57	1,035

Source: OPG-Youth and Sports Development Office

*Volleyball Court, Track and Field, Multi-purpose Court, Soccer, etc.

Basketball is one of the most popular games played by Caviteño youth. In 2013, there are a total of 645 basketball courts intended also for different sports activities in every municipality. Other sports facilities present in the province are covered courts (94), swimming pools (72), tennis courts (35), gymnasia (20), golf links (7), stadia (3), pelota courts (3) and others (56). Meanwhile, there are 258 existing recreational facilities composed of parks, playgrounds, movie houses, public libraries and others in the entire province and which are utilized for various purposes (Table 5.45).

Table 5.45. Recreational Facilities by City/Municipality, Province of Cavite: 2013

City/Municipality	Playgrounds	Parks	Movie houses	Public Library	Billiard Hall	Firing Range	Paragliding	Wall Climbing	Zipline	Obstacle Course	Horse Racing	Others *	Total
1st District													
Cavite City	1	7				1						1	10
Kawit		1											1
Noveleta	1												1
Rosario	2		1		6							2	11
2nd District													
City of Bacoor			1		21							2	24
3rd District													
City of Imus	28	1	1		13							11	54
4th District													
City of Dasmarinas			2										2
5th District													
Carmona	2						1				1	1	5
Gen. M. Alvarez					1							2	3
Silang	17	1										3	21
6th District													
Amadeo	1	1											2
Gen Trias		2			12							1	15
Tanza	2				9								11
Trece Martires City		1		1							1		3
7th District													
Alfonso	1							2	2	1		7	13
Gen. Aguinaldo													
Indang		1										1	2
Magallanes												9	9
Maragondon		3			2								5
Mendez	1			1	2								4
Naic	2			1									3
Tagaytay City	11	25							1			12	49
Ternate	1											9	10
TOTAL	70	43	5	3	66	1	1	2	3	1	2	61	258

Source: OPG Youth and Sports Development Office

*Bowling, Botanical Garden, Cockpits, Billiard Halls, Amusement/Arcade Center, Clubhouse

PUBLIC ORDER AND SAFETY

Police Personnel

One of the main thrusts of every province is to maintain peace and order in their localities. Peace and order situation in an area can also be a deciding factor for local and foreign investors where to venture investments.

Cavite Police Provincial Office, being the lead agency in the implementation of peace and order and internal security in the whole province has been relentless in pursuing this. The province works hand-in-hand with CPPO despite significant developmental challenges that is inevitable to a highly urbanized province. This is being done through a total of 1,913 police personnel composed of 107 Police Commissioned Officers (PCOs) and 1,806 Police Non-Commissioned Officers (PNCOs).

The ideal police to population ratio is one policeman for every 1000 population for urban cities and municipalities. For the year 2013, Cavite has 3,516,243 projected population based on the 2010 Census of population conducted by the National Statistics Office. As a result, the province has 1:1,838 police-to-population ratio showing a shortage of 1,603 uniformed personnel. Based on the table, the biggest shortage can be observed in the City of Dasmariñas followed by City of Bacoor and City of Imus. In terms of ratio, Tagaytay City, Gen. E. Aguinaldo, Ternate and Magallanes conform to the minimum standard of police-to-population ratio (Table 5.46).

Table 5.46. Number of Policemen and Policeman-to-Population Ratio by City/Municipality, Province of Cavite: 2013

Unit/Station	2013 Projected Population	Actual Strength		Actual Total Strength	Authorized Strength		Variance		Police-Population Ratio
		PCO	PNCO		PCO	PNCO	PCO	PNCO	
PHQ		24	141	165					
CPPSMC		9	188	197					
Tourist Police Unit		3	37	40					
1st District									
Cavite CCPS	101,652	3	40	43		102		-59	1: 2364
Kawit MPS	83,550	2	37	39		84		-45	1: 2142
Noveleta MPS	45,134	2	28	30		45		-15	1: 1504
Rosario MPS	98,695	3	57	60		99		-39	1: 1645
2nd District									
City of Bacoor CPS	610,170	5	155	160		610		-450	1: 3814
3rd District									
City of Imus CPS	343,537	4	133	137		344		-207	1: 2508
4th District									
Dasmariñas MPS	652,528	9	197	206		653		-447	1: 3168
5th District									
Carmona MPS	85,801	2	53	55		86		-31	1: 1560
Gen. Mariano Alvarez MPS	147,491	2	45	47		147		-100	1: 3138
Silang MPS	234,498	5	97	102		234		-132	1: 2299
6th District									
Amadeo MPS	137,808	3	65	68		138		-70	1: 2027
Gen. Trias MPS	36,196	2	28	30		36		-6	1: 1207
Tanza MPS	310,729	5	94	99		311		-212	1: 3139
Trece Martires City CCPS	221,635	3	58	61		222		-161	1: 3633
7th District									
Alfonso MPS	68,170	3	121	124		68		56	1: 550
Gen. E. Aguinaldo MPS	51,605	2	40	42		52		-10	1: 1229
Indang MPS	18,594	2	30	32		19		13	1: 581
Magallanes MPS	65,674	2	26	28		66		-38	1: 2346
Maragondon MPS	22,276	2	21	23		22		1	1: 969
Mendez MPS	36,608	3	25	28		37		-9	1: 1307
Naic MPS	30,516	2	24	26		31		-5	1: 1174
Tagaytay CCPS	93,394	3	42	45		93		-48	1: 2075
Ternate MPS	19,982	2	24	26		20		6	1: 769
TOTAL	3,516,243	107	1806	1913		3516		-1603	1: 1838

Source: Cavite Provincial Police Office, City of Imus

Crime Volume

Cavite Police Provincial Office reported that crime volume in Cavite increased from 4,724 in 2012 to 6,610 in 2013, of which 3,639 are index crimes and 2,971 are non-index crimes. Among the cities and municipalities in the province, City of Dasmariñas had the highest number of crime incidents with 1,512 which accounted to 22.88 percent of the total crime volume. City of Bacoor followed, with 864 crime cases or 13.07 percent; followed by Silang with 530 crime cases or 8.02 percent crime cases. Evidently, mostly populated and highly urbanized areas had the most numbers of crime incidence in the province of Cavite. Meanwhile, the least number of reported crimes are in the municipalities of Magallanes and Maragondon with 39 and 30 cases respectively.

The total crime volume increased from 2012 by as much as 39.92% in year 2013. Likewise, Index crimes posted an increase of 874 or 31.61% from 2012 to 2013 and non-index crimes also increased by 1,012 or 51.65%.

Index crimes include murder, physical injury, robbery, theft and rape. On the other hand, Non-index crimes includes crimes against persons (parricide/infanticide, maltreatment, kidnapping); crimes against property (estafa and falsification, malicious mischief and damage to property); crimes against morals and order (prostitution, vagrancy, alarm and scandal, assault/resistance to authority, corruption of public official, gambling, slander and libel, threat and coercion and trespassing), crimes against chastity (abduction, seduction, lascivious acts) and other crimes (illegal possession of firearms, explosives and ammunition, concealment of deadly weapons, smuggling, carnapping and prohibited drugs)

Table 5.47. Crime Solution Efficiency by City/Municipality: 2012 and 2013

City/Municipality	Index Crimes		Non-Index Crimes		Crime Volume	
	2012	2013	2012	2013	2012	2013
1st District						
Cavite City	87	178	149	209	236	387
Kawit	58	71	35	88	93	159
Noveleta	33	60	17	31	50	91
Rosario	108	89	53	54	161	143
2nd District						
City of Bacoor	465	433	282	431	747	864
3rd District						
City of Imus	289	279	107	186	396	465
4th District						
City of Dasmariñas	679	945	409	567	1088	1512
5th District						
Carmona	38	120	32	70	70	190
Gen. Mariano Alvarez	128	143	95	126	223	269
Silang	102	286	123	244	225	530
6th District						
Trece Martires City	117	125	61	93	178	218
Amadeo	30	45	22	30	52	75
Gen. Trias	197	260	137	269	334	529
Tanza	95	147	140	168	235	315
7th District						
Tagaytay City	149	148	99	88	248	236
Alfonso	43	64	44	67	87	131
Gen. E. Aguinaldo	12	11	21	17	33	28
Indang	36	74	33	68	69	142
Magallanes	9	25	8	14	17	39
Maragondon	11	11	13	19	24	30
Mendez	22	29	30	35	52	64
Naic	36	72	30	75	66	147
Ternate	21	24	19	22	40	46
TOTAL	2,765	3,639	1,959	2,971	4,724	6,610

Source: Cavite Provincial Police Office, City of Imus

Average Monthly Crime Rate

In 2013, the average monthly crime rate was 15.66. This means that for every 100,000 people, there were around 16 incidents of crime every month. This result indicates that peace and order situation in the province is considered manageable. It is a positive indication that members of the police force are effectively taking action against major crimes that have occurred in the province. The highest AMCR was registered at Cavite City with 31.73 percent. Cities of Imus and Bacoor are considered of populous cities in the province but show low average monthly crime rate with 11.28 and 11.28 percent, respectively. It indicates that the respective City Police Stations are efficient and effective in maintaining the state of peace and order in their area of jurisdictions. Urbanized municipalities and cities have more manageable peace and order situations as reflected by their AMCR (Table 5.48).

Crime Solution Efficiency

A criminal case is considered solved when: 1) the offender has been identified, taken into custody, and charged before the prosecutor's office based on sufficient evidence against the accused; 2) when some elements beyond police control prevent the arrest of the offender, such as when the victim refuses to prosecute after the offender is identified, dies or absconds; and 3) the arrest of one offender can solve several crimes or several offenders may be arrested in the process of solving one crime.

Noveleta, Tanza, Kawit, and Silang have the highest crime solution efficiencies in the province. Meanwhile, municipalities with lowest crime solution efficiencies are Gen. Aguinaldo, Magallanes, Maragondon and Ternate.

The reporting system of the Philippine National Police or the Unit Crime Periodic Report or UCPER on its fourth year of implementation has been proven to be

useful and effective in obtaining accurate crime statistics. The system serves as benchmark or baseline for comparative study, analysis and research. It also strengthened the collaboration efforts of law enforcers and the community. The UCPER system are now more appreciated considering the capacity of the Province to maintain a relatively high crime solution efficiency rate in spite of a significant shortage of law enforcers and the increasing Cavite population.

Table 5.48. Average Monthly Crime Rate and Crime Solution Efficiency by City/Municipality Province of Cavite: 2013

City / Municipality	2013 Projected Population	Total Crime			AMCR [%]
		Volume	Solved	Efficiency	
1st District					
Cavite City	101,652	387	119	30.75	31.73
Kawit	83,550	159	45	28.30	15.86
Noveleta	45,134	91	26	28.57	16.80
Rosario	98,695	143	66	46.15	12.07
2nd District					
City of Bacoor	610,170	864	215	24.89	11.80
3rd District					
City of Imus	343,537	465	224	48.17	11.28
4th District					
City of Dasmariñas	652,528	1512	333	22.02	19.31
5th District					
Carmona	85,801	190	64	33.68	18.45
Gen. Mariano Alvarez	147,491	269	98	36.43	15.20
Silang	234,498	530	98	18.49	18.83
6th District					
Trece Martires City	137,808	218	48	22.02	13.18
Amadeo	36,196	75	18	24.00	17.27
Gen Trias	310,729	529	114	21.55	14.19
Tanza	221,635	315	141	44.76	11.84
7th District					
Tagaytay City	68,170	236	64	27.12	28.85
Alfonso	51,605	131	33	25.19	21.15
Gen. E. Aguinaldo	18,594	28	8	28.57	12.55
Indang	65,674	142	27	19.01	18.02
Magallanes	22,276	39	3	7.69	14.59
Maragondon	36,608	30	11	36.67	6.83
Mendez	30,516	64	4	6.25	17.48
Naic	93,394	147	47	31.97	13.12
Ternate	19,982	46	18	39.13	19.18
GRAND TOTAL	3,516,243	6,610	1824	27.60	15.66

Source: Cavite Provincial Police Office, City of Imus

Index Crimes

Index crimes include crimes against person (murder, homicide, physical injury and rape), and crimes against property (robbery, theft, carnapping and RA 533). A total of 1,444 cases has been recorded under Crime Against Persons (CAPER) which are categorized as follows: Murder with 413 cases or 29.63 percent of the total index crimes; homicide holds a total percentage of 5.76% or a total of 38; physical injuries which holds the highest percentage posted at 736 or 56.26 percent; and 257 rape cases or 17.21 percent. Crimes Against Property totaled to 2,195 cases of which 688 incidents or 40.83 percent are robbery cases, 1,175 incidents equivalent to 42.79 percent are theft cases, 326 cases or 16.11 percent are carnapping incidents and six (6) cases under Republic Act 533 with 0.26%. City of Dasmariñas registered the highest incidents in all crimes against person and crime against property. This is due to increasing migration of people from nearby provinces and development of business and commercial establishments in the area. The high crime rate can also be attributed to 24/7 lifestyle that this two highly urbanized localities are currently experiencing. Among crimes against person, physical injuries are the most rampant while theft is the most extensive in crimes against property (Table 5.49).

Table 5.49. Index Crimes, Province of Cavite: 2013

City/Municipality	Crime Against Person					Crime Against Property				
	Murder	Homicide	Physical Injury	Rape	Total	Robbery	Theft	Carnapping	RA 533	Total
1st District										
Cavite City	17	6	64	14	101	16	54	7	0	77
Kawit	12	1	14	1	28	14	26	3	0	43
Novelita	7	0	7	1	15	23	21	1	0	45
Rosario	10	0	13	6	29	11	38	11	0	60
2nd District										
City of Bacoor	59	5	76	44	184	99	91	59	0	249
3rd District										
City of Imus	35	2	54	14	105	52	103	19	0	174
4th District										
City of Dasmariñas	104	5	215	52	376	140	380	49	0	569
5th District										
Carmona	15	2	27	4	48	20	38	14	0	72
Gen. Mariano Alvarez	15	1	21	18	55	27	26	35	0	88
Silang	30	2	36	22	90	48	111	37	0	196
6th District										
Trece Martires City	25	3	20	11	59	32	24	10	0	66
Amadeo	6	0	7	1	14	16	13	2	0	31
Gen. Trias	22	3	46	19	90	57	83	30	0	170
Tanza	17	3	37	16	73	35	29	10	0	74
7th District										
Tagaytay City	8	1	21	10	40	30	63	13	2	108
Alfonso	6	2	12	4	24	15	21	2	2	40
Gen. E. Aguinaldo	2	0	3	3	8	0	1	2	0	3
Indang	4	0	13	8	25	13	31	5	0	49
Magallanes	3	0	15	1	19	0	3	1	2	6
Maragondon	4	0	5	1	10	1	0	0	0	1
Mendez	1	0	6	3	10	9	4	6	0	19
Naic	6	2	18	2	28	25	10	9	0	44
Ternate	5	0	6	2	13	5	5	1	0	11
TOTAL	413	38	736	257	1444	688	1175	326	6	2,195

Source: Cavite Provincial Police Office, City of Imus

FIRE PROTECTION SERVICES

The Bureau of Fire Protection through Cavite Bureau of Fire Protection is the agency responsible for the prevention and suppression of all destructive fires on buildings, houses and other structures, forest, land transportation vehicles and equipment, ships or vessels docked at piers or wharves or anchored in major seaports, petroleum industry installations, plane crashes and other similar incidents, as well as the enforcement of the Fire Code and other related laws.

The total manpower of Cavite Bureau of Fire Protection is 235 composed of 17 fire officers, 213 non-officers and five (5) non-uniformed personnel. Fire personnel are provided and paid by different cities/municipalities where they are assigned or designated. Officers were stationed only in the Office of the Provincial Director and 13 fire stations while the rest are headed and manned by non-officers.



For 2013, the fireman-to-population ratio of the province is at 1:16,744. This makes Cavite deficient of 1,548 firemen based on the ideal and internationally accepted ratio of one fireman to two thousand inhabitants (1:2,000). This resulted to the existing personnel's performance of multiple functions in firefighting and administrative capacities. Recruitment of additional firemen is of great importance to deliver sufficient, fast and efficient services to the populace considering that the population is growing incessantly forecasted to reach 3,366,855 in 2012 (Table 5.50).

Table 5.50. Number of Fire Personnel by City/Municipality, Province of Cavite: 2013

City/Municipality	Number of Fireman			
	Officer	Non-Officer	NUP	Total
OPD/EMS/SRU	2	21	2	25
1st District				
Cavite City	1	12		13
Kawit	1	6		7
Novelita	1	7		8
Rosario	1	7		8
2nd District				
City of Bacoor	1	13		14
3rd District				
City of Imus	1	16		17
4th District				
City of Dasmariñas	1	17		18
5th District				
Carmona	1	7		8
Gen. Mariano Alvarez	0	10		10
Silang	0	12		12
6th District				
Trece Martires City	1	12	1	14
Amadeo	1	7		8
Gen. Trias	1	8		9
Tanza	1	10		11
7th District				
Tagaytay City	1	16		17
Alfonso	0	8		8
Gen. E. Aguinaldo*	0	0		0
Indang	0	1	1	2
Magallanes**	0	0		0
Maragondon	1	7		8
Mendez	0	6		6
Naic	1	10	1	12
Ternate***	0	0		0
TOTAL	17	213	5	235

Source: Cavite Bureau of Fire Protection, City of Imus

*Gen. Aguinaldo - Concurrent at Alfonso FS

**Magallanes - Concurrent at Alfonso FS

***Ternate - Concurrent at Maragondon FS

Table 5.51. Number of Fire Personnel by City/Municipality, Province of Cavite: 2013

City/Municipality	2013 Projected Population	Ideal Strength	Actual	Current Needs	Fireman to Population Ratio
1st District					
Cavite City	101,652	51	13	38	1 : 7,819
Kawit	83,550	42	7	35	1 : 11,936
Noveleta	45,134	23	8	15	1 : 5,642
Rosario	98,695	49	8	41	1 : 12,337
2nd District					
City of Bacoor	610,170	305	14	291	1 : 43,584
3rd District					
Imus	343,537	172	17	155	1 : 20,208
4th District					
Dasmariñas City	652,528	326	18	308	1 : 36,252
5th District					
Carmona	85,801	43	8	35	1 : 10,725
Gen. M. Alvarez	147,491	74	10	64	0 : 144,445
Silang	234,498	117	12	105	1 : 19,541
6th District					
Trece Martires City	137,808	69	14	55	1 : 9,843
Amadeo	36,196	18	8	10	0 : 36,196
Gen. Trias	310,729	155	9	146	1 : 34,525
Tanza	221,635	111	11	100	1 : 20,149
7th District					
Tagaytay City	68,170	34	17	17	1 : 4,010
Alfonso	51,605	26	8	18	1 : 6,451
Gen. Aguinaldo*	18,594	9	0	9	1 : 18,594
Indang	65,674	33	2	31	1 : 32,837
Magallanes**	22,276	11	0	11	1 : 22,276
Maragondon	36,608	18	8	10	1 : 4,576
Mendez	30,516	15	6	9	1 : 5,086
Naic	93,394	47	12	35	1 : 7,783
Ternate***	19,982	10	0	10	1 : 19,982
TOTAL	3,516,243	1758	210	1548	1 : 16,744

Source: Cavite Bureau of Fire Protection, City of Imus

Table 5.52. Number of Firetrucks by City/Municipality, Province of Cavite: 2013

Cavite Province	Firetruck				
	Serviceable	Un-serviceable	Beyond Economic Repair	Under Repair	Total
1st District					
Cavite City	4		1	1	6
Kawit	1				1
Noveleta	1	1			2
Rosario		1			1
2nd District					
City of Bacoor	3	2		1	6
3rd District					
City of Imus	2			1	3
4th District					
City of Dasmariñas	3				3
5th District					
Carmona	4				4
GMA	1	1			2
Silang	5				5
6th District					
Trece Martires City	1	1			2
Amadeo	4	1			5
Gen. Trias	3				3
Tanza	2				2
7th District					
Tagaytay City	4				4
Alfonso	2				2
Gen. Emilio Aguinaldo					
Indang	1				1
Magallanes					
Maragondon	1				1
Mendez	1				1
Naic	1				1
Ternate					
TOTAL	44	7	1	3	55

Source: Cavite Bureau of Fire Protection, City of Imus

Out of 55 units of firetrucks, only 44 units are serviceable that are distributed among the 14 municipalities and five (5) cities (Table 5.48). Although not all municipalities have firetrucks, they are being covered by their nearby municipalities that have firetrucks. Despite of insufficiency of firemen and firetrucks, firefighting units of OPFM managed to control incidences of fire in the province. Fire incidents decreased to 146 in 2013 as compared to 173 in 2012. The office reported cases of fires of different natures. Majority of fire incidents are still under investigation as to causes and motives of fire incidents. The office recorded 136 structural fire cases in terms of nature of fire (Tables 5.49, 5.50, 5.51 and 5.52). Municipalities of Gen. E. Aguinaldo, Magallanes and Ternate, all in 7th District, still do not have fire stations.

Table 5.53. Causes of Fire, Province of Cavite: 2012 and 2013

Causes of Fire	2012	2013
Electrical Connections	68	37
Electrical Appliances	3	3
Electrical Machineries	0	1
Open Flame/Cooking	1	3
Comb/Heat/Bonfire	0	0
Lighted Candle/Gasera	12	10
Lighted Matchsticks or Lighter	0	0
LPG (Tank/Stove)	3	2
Cigarette Butts/Smoke	0	2
Chemicals - Acetylene	0	0
Flammable Liquids	0	0
Pyrotechnics	0	1
Fire out upon arrival	0	0
Others: Grass Rubbish/Post Fire	7	10
Unknown/Others/Under Investigation	79	77
Total	173	146

Source: Cavite Bureau of Fire Protection, City of Imus

Table 5.54. Motives of Fire Incidence, Province of Cavite: 2012 and 2013

Motives of Fire Incidence	2012	2013
Intentional	0	2
Accidental	94	59
Unknown	0	8
Fire Cases Under Investigation	79	77
Total	173	146

Source: Cavite Bureau of Fire Protection, City of Imus

Table 5.55. Nature of Fire, Province of Cavite: 2012 and 2013

Nature of Fire	2012	2013
Structural	166	136
Forest/Grass	7	10
Total	173	146

Source: Cavite Bureau of Fire Protection, City of Imus

Table 5.56. Area and Location of Fire Stations by City/Municipality, Province of Cavite: 2013

Fire Station	Location
OPD , Cavite	E. Aguinaldo Highway Palico IV, City of Imus, Cavite
1stDistrict	
Cavite City Fire Station	Zulueta St., San Roque, Cavite City
Kawit Fire Station	Gen. C. Tirona Highway, Magdalo, Kawit, Cavite
Kawit-Fire Sub-Station	Covelandia Rd., Balsahan, Kawit, Cavite
Noveleta Fire Station	Poblacion, Noveleta, Cavite
Rosario Fire Station	Poblacion, Rosario, Cavite
2ndDistrict	
City of Bacoor Fire Station	St. Michael's Subd., Talaba 7, City of Bacoor, Cavite
3rdDistrict	
City of Imus Fire Station	Imus Public Market, Nueno Ave., City of Imus, Cavite
City of Imus Fire Sub-Station	City of Imus Ext. Office, Bahayang Pag-asa, City of Imus, Cavite
4th District	
Dasmariñas City Fire Station	Central Market, Brgy. Zone 4, City of Dasmariñas, Cavite
5th District	
Carmona Fire Station	J.M. Loyola, Brgy. Maduya, Carmona, Cavite
Bancal Fire Sub-Station	Mt. View I, Brgy. Bancal, Carmona, Cavite
Gen. M. Alvarez Fire Station	Municipal Compound, Poblacion 1, Gen. Mariano Alvarez,
Silang Fire Station	New Public Mkt., P. Montoya St., San Miguel 2, Silang, Cavite
Silang Fire Sub-Station	AFP Housing, Bulihan, Silang
6th District	
Trece Martires City Fire Station	Indang-Tanza Rd. cor. Capitol Rd. San Agustin, Trece Martires
Gen. Trias Fire Station	Brgy. Sampalukan, Gen. Trias, Cavite
Tanza Fire Station	Antero Soriano Hi-way, Daang Amaya I, Tanza, Cavite
Amadeo Fire Station	A. Mabini St., Brgy.I, Amadeo, Cavite
7thDistrict	
Tagaytay City Fire Station	Kaybagal South, Bacolod St., Tagaytay City
Alfonso Fire Station	Poblacion 5, Alas-as St., Alfonso, Cavite
Gen. Aguinaldo Fire Station	<i>no fire station</i>
Indang Fire Station	SK Bldg., Brgy 4, Indang, Cavite
Magallanes Fire Station	<i>no fire station</i>
Maragondon Fire Station	Balitao St., Garita A, Maragondon, Cavite
Mendez Fire Station	J.P. Rizal St., Poblacion 4, Mendez, Cavite
Naic Fire Station	A. Soriano Highway, Brgy. Ibayo Silangan, Naic, Cavite
Ternate Fire Station	<i>no fire station</i>

Source: Cavite Bureau of Fire Protection, City of Imus

The remarkable decrease of fire incidents attributes to continuous campaign and intensive efforts of the Cavite of Bureau of Fire Protection. The office regularly conducts meetings, and dialogues with the barangays to orient their constituents on the importance of fire safety consciousness within the community, particularly by practicing known fire safety measures and eradicating all fire hazards in their premises. Fire prevention activities such as fire drills are likewise being conducted among establishments which have led to the organization of company fire brigades whose members are their workers/employees. Bureau of Fire Protection administer the annual celebration of Fire Prevention Month held every March.



JAIL OPERATION

Every city and municipal police stations have their respective lock-up cells for the custody and safekeeping of city and municipal prisoners. They are the fugitive from justice, or person detained awaiting investigation or trial and/or transfer to the national penitentiary, and/or violent mentally-ill person who endangers himself or the safety of others, duly certified by the proper medical or health officer, pending the transfer in the medical institution.

The Bureau of Jail Management and Penology (BJMP), which is also called the Jail Bureau supervises and controls over all city and municipal

jails. On the other hand, the provincial jail is supervised by the provincial government. The Provincial Jail is located in Trece Martires City which accommodates the sentenced and detention prisoners into their custody for security and rehabilitation. The inmates are provided with skills trainings in preparation for their release from prison; medical, dental and optical health services; and spiritual renewal programs. The provincial jail is also coordinated with Provincial Attorney's Office (PAO), Office of the Provincial Prosecutor (OPP) and concerned agencies for speedy trials of the inmates especially those who languish in jail for more than two (2) years. For the year 2013, there are a total of 37 jails in the province, composed of 1 (one) provincial jail, 11 BJMP and 25 lock-up cells.

Meanwhile, two (2) youth center has been established in the municipality of Carmona and City of Bacoor which caters different activities conducted by youth in their locality and two (2) female centers were situated in Cavite City and Trece Martires City (Table 5.57).

Table 5.57. Number of Operational Jails by City/Municipality, Province of Cavite: 2013

City/Municipality	Number of Jail/Lock-up Cell	Number of Female Center	Number of Youth Center	TOTAL
1st District				
Cavite City	2	1	0	3
Kawit	1	0	0	1
Novelita	1	0	0	1
Rosario	1	0	0	1
2nd District				
City of Bacoor	2	0	1	3
3rd District				
City of Imus	2	0	0	2
4th District				
City of Dasmariñas	2	0	0	2
5th District				
Carmona	2	0	1	3
Gen. Mariano Alvarez	2	0	0	2
Silang	2	0	0	2
6th District				
Amadeo	1	0	0	1
Gen. Trias	4	0	0	4
Tanza	2	0	0	2
Trece Martires City	3	1	0	4
7th District				
Alfonso	1	0	0	1
Gen. E. Aguinaldo	1	0	0	1
Indang	1	0	0	1
Magallanes	1	0	0	1
Maragondon	1	0	0	1
Mendez	1	0	0	1
Naic	2	0	0	2
Tagaytay City	1	0	0	1
Ternate	1	0	0	1
TOTAL	37	2	2	41

Source: Provincial/City/Municipal Jails and Bureau of Jail Management and Penology

As of December 2013, there are 4,135 detainees in the province as per reported in that particular reporting period. Provincial Jail, being the rehabilitation zone of sentenced prisoners has the most number of detainees with 681 or 16.47% of the total detainees. It is followed by Gen. Mariano Alvarez Municipal Police Station with 492 or 11.90% and Bacoor Bureau of Jail and Management with 404 or 9.77% of the total prisoners. Out of 4,135, there are 3,755 male detainees representing 90.81% of the total prisoners. The remaining 9.19% or 380 are the female detainees (Table 5.58).

The data revealed that inmate’s age bracket of 33-39 have the most number of detainees with 924, followed by 26-32 age bracket with 923 and 18-25 bracket with 835 prisoners. Moreover, a total of five (5) minors are also under their custody to be transferred to the Department of Social Welfare and Development (Table 5.59).

Figure 5.16. Male and Female Detainees, Province of Cavite, as of December 2013

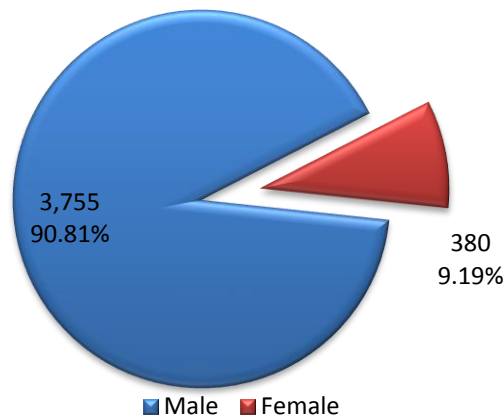


Table 5.58. Number of Detainees, Province of Cavite: As of December 2013

City/Municipal Police Stations/BJMP	Adult			Minor			Total		Grand Total
	Male	Female	Sub-total	Male	Female	Sub-total	Male	Female	
Provincial Jail	585	96	681	0	0	0	585	96	681
1st District									
Cavite City	8	2	10	0	0	0	8	2	10
Cavite City (BJMP)	128	24	152	0	0	0	128	24	152
Kawit	18	2	20	0	0	0	18	2	20
Noveleta	51	2	53	0	0	0	51	2	53
Rosario	26	3	29	0	0	0	26	3	29
2nd District									
Bacoor (BJMP)	365	39	404	0	0	0	365	39	404
Bacoor	43	14	57	0	0	0	43	14	57
3rd District									
Imus	38	1	39	0	0	0	38	1	39
Imus (BJMP)	316	36	352			0	316	36	352
4th District									
City of Dasmariñas	75	7	82	0	0	0	75	7	82
City of Dasmariñas (BJMP)	286	34	320	0	0	0	286	34	320
5th District									
Carmona	12	0	12	0	0	0	12	0	12
Carmona (BJMP)	50		50	0	0	0	50	0	50
Gen. Mariano Alvarez	480	12	492	0	0	0	480	12	492
Gen. Mariano Alvarez (BJMP)	163	15	178	0	0	0	163	15	178
Silang	32	3	35	1	0	1	33	3	36
Silang (BJMP)	160	12	172	0	0	0	160	12	172
6th District									
Amadeo	57	3	60	2	1	3	59	4	63
Gen. Trias	68	6	74	0	0	0	68	6	74
Gen. Trias (BJMP)	159	12	171	0	0	0	159	12	171
Tanza	125	19	144	0	0	0	125	19	144
Trece Martires City (BJMP)	82	16	98	0	0	0	82	16	98
Trece Martires City	4	1	5	0	0	0	4	1	5
7th District									
Alfonso	9	2	11	1	0	1	10	2	12
Gen. Aguinaldo	21	1	22	0	0	0	21	1	22
Indang	7	1	8	0	0	0	7	1	8
Magallanes	21	0	21	0	0	0	21	0	21
Maragondon	6	0	6	0	0	0	6	0	6
Mendez	10	1	11	0	0	0	10	1	11
Naic	129	4	133	0	0	0	129	4	133
Naic (BJMP)	194	11	205	0	0	0	194	11	205
Tagaytay City	11	0	11	0	0	0	11	0	11
Ternate	12	0	12	0	0	0	12	0	12
TOTAL	3,751	379	4,130	4	1	5	3,755	380	4,135

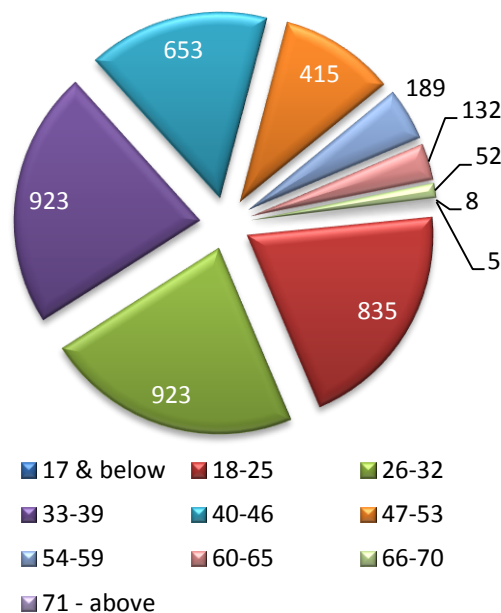
Source: Provincial/City/Municipal Jails and Bureau of Jail Management and Penology

Table 5.59. Inmates' Age Bracket by City/Municipality, Province of Cavite: 2013

City/Municipality	17 & below	18-25	26-32	33-39	40-46	47-53	54-59	60-65	66-70	71 - above	TOTAL
Provincial Jail	0	81	97	109	122	98	61	74	35	4	681
1st District											
Cavite City	0	3	1	4	2	0	0	0	0	0	10
Cavite City (BJMP)	0	33	35	26	24	21	9	3	1	0	152
Kawit	0	6	7	4	1	2	0	0	0	0	20
Noveleta	0	5	21	21	3	1	2	0	0	0	53
Rosario	0	1	3	23	2	0	0	0	0	0	29
2nd District											
Bacoor (BJMP)	0	72	53	90	97	49	31	11	1	0	404
Bacoor	0	15	21	9	7	2	3	0	0	0	57
3rd District											
Imus	0	9	9	10	5	5	1	0	0	0	39
Imus (BJMP)	0	52	74	104	59	40	12	10	0	1	352
4th District											
City of Dasmariñas	0	24	20	18	9	9	2	0	0	0	82
City of Dasmariñas (BJMP)	0	91	101	54	45	18	5	4	1	1	320
5th District											
Carmona	0	0	6	6	0	0	0	0	0	0	12
Carmona (BJMP)	0	16	6	10	13	3	0	2	0	0	50
Gen. Mariano Alvarez	0	120	161	155	39	5	11	0	1	0	492
Gen. Mariano Alvarez (BJMP)	0	50	33	44	32	12	5	1	1	0	178
Silang	1	7	9	8	2	6	2	1	0	0	36
Silang (BJMP)	0	39	44	33	22	24	4	3	2	1	172
6th District											
Amadeo	3	12	16	10	11	5	4	1	1		63
Gen. Trias	0	24	18	14	11	5	0	1	1	0	74
Gen. Trias (BJMP)	0	47	29	38	37	15	4	1	0	0	171
Tanza	0	16	42	30	19	21	13	3	0	0	144
Trece Martires City (BJMP)	0	30	15	22	14	14	0	3	0	0	98
Trece Martires City	0	3	1	0	0	0	0	1	0	0	5
7th District											
Alfonso	1	2	2	1	3	1	1	1	0	0	12
Gen. Aguinaldo	0	5	6	3	7	1	0	0	0	0	22
Indang	0	5	0	2	0	0	0	1	0	0	8
Magallanes	0	3	3	4	4	4	1	1		1	21
Maragondon	0	0	3	0	0	0	3	0	0	0	6
Mendez	0	3	2	2	3	0	1	0	0	0	11
Naic	0	28	31	17	23	18	8	4	4	0	133
Naic (BJMP)	0	28	50	46	34	34	4	5	4	0	205
Tagaytay City	0	1	2	4	2	1	1	0	0	0	11
Ternate	0	4	2	2	1	1	1	1	0	0	12
TOTAL	5	835	923	923	653	415	189	132	2	8	4,135

Source: Provincial/City/Municipal Jails and Bureau of Jail Management and Penology

Figure 5.17. Number of Detainees by Age Bracket, Province of Cavite, as of December 2013



Jail congestion has been one of the major problems faced by almost all cell detention in every city and municipalities including the Provincial Jail. Having an ideal capacity of one (1) inmate at 4.7 square meters, only three (3) cell areas have complied with the standard cell area for the detainees. This includes Cavite City, Carmona and Trece Martires City. In 2013, there is a total cell area of 2,433.32 square meters in all municipal, city and provincial jail including the Bureau of Jail and Management Penology situated in some cities and municipalities in the province. Provincial total falls below the "ideal" jail density of 4.7 square meters per inmate with only 1.50 square meters for every inmate. The province needs a total cell area 17,001.18 square meters to address jail congestion (Table 5.60).

Table 5.60. Jail Percentage of Congestion by City/Municipality, Province of Cavite: As of December 2013

City/Municipality	Jail Population	Floor Area (sq.m.)	Cell Area (sq.m.)	Actual Area per Inmate	Ideal Cell Area	Backlog
Provincial Jail	681	1,000.00	250.88	1.47	3,200.70	2,949.82
1st District						
Cavite City	10	88.00	108.00	8.80	47.00	-61.00
Cavite City (BJMP)	152	180.00	92.00	1.18	714.40	622.40
Kawit	20	94.00	13.39	4.70	94.00	80.61
Noveleta	53	110.00	30.00	2.08	249.10	219.10
Rosario	29	25.73	22.00	0.89	136.30	114.30
2nd District						
Bacoor (BJMP)	404	141.00	141.00	0.35	1,898.80	1,757.80
Bacoor	57	235.00	100.12	4.12	267.90	167.78
3rd District						
Imus	39	151.20	88.74	3.88	183.30	94.56
Imus (BJMP)	352	276.39	138.85	0.79	1,654.40	1,515.55
4th District						
City of Dasmariñas	82	10.00	10.00	0.12	385.40	375.40
City of Dasmariñas (BJMP)	320	45.00	271.00	0.14	1,504.00	1,233.00
5th District						
Carmona	12	152.00	114.00	12.67	56.40	-57.60
Carmona (BJMP)	50	322.50	77.50	6.45	235.00	157.50
Gen. Mariano Alvarez	492	320.22	100.70	0.65	2,312.40	2,211.70
Gen. Mariano Alvarez (BJMP)	178	193.00	100.70	1.08	836.60	735.90
Silang	36	7.00	7.00	0.19	169.20	162.20
Silang (BJMP)	172	110.00	44.76	0.64	808.40	763.64
6th District						
Amadeo	63	120.00	12.00	1.90	296.10	284.10
Gen. Trias	74	68.7	68.7	0.93	347.80	279.10
Gen. Trias (BJMP)	171	119.98	58.00	0.70	803.70	745.70
Tanza	144	126.50	20.00	0.88	676.80	656.80
Trece Martires City (BJMP)	98	496.00	114.00	5.06	460.60	346.60
Trece Martires City	5	496.00	114.00	99.20	23.50	-90.50
7th District						
Alfonso	12	15.70	15.70	1.31	56.40	40.70
Gen. Aguinaldo	22	100.00	10.00	4.55	103.40	93.40
Indang	8	30.00	25.00	3.75	37.60	12.60
Magallanes	21	116.00	10.00	5.52	98.70	88.70
Maragondon	6	160.00	21.14	26.67	28.20	7.06
Mendez	11	100.00	22.50	9.09	51.70	29.20
Naic	133	343.50	93.10	2.58	625.10	532.00
Naic (BJMP)	205	345.00	105.10	1.68	963.50	858.40
Tagaytay City	11	97.94	14.82	8.90	51.70	36.88
Ternate	12	18.62	18.62	1.55	56.40	37.78
TOTAL	4,135	6,214.98	2,433.32	1.50	19,434.50	17,001.18

Source: Provincial/City/Municipal Jails and Bureau of Jail Management and Penology