

Industry, Commerce, Trade, Entrepreneurship and Cooperatives

Industrialization is a process in which a society or country (or world) transforms itself from a primarily agricultural society into one based on the manufacturing of goods and services. Individual manual labor is often replaced by mechanized mass production and craftsmen are replaced by assembly lines. Characteristics of industrialization include the use of technological innovation to solve problems as opposed to superstition or dependency upon conditions outside human control such as the weather, as well as more efficient division of labor and economic growth.

Since Cavite is a highly industrialized province it is manifested by an increasing number of industrial establishments. It is still considered the best-loved destination of investors. The trust and confidence still remains in the province. It offers lower cost of labor and shows higher manpower capability so more businessmen have been encouraged to establish business outsource manufacturing jobs in the province.

The number of industrial locators in the province is maintained and the number of industrial establishments increased from 853 in 2012 to 898 in 2013 (Figure 6.13).

Among the cities and municipalities, Rosario has recorded the highest number of these industrial establishments with 284 followed by Carmona with 251 and City of Dasmariñas with 111. The 5th District consisting of municipalities of Carmona, Silang, Gen. Mariano Alvarez (CarSIGMA) have the most number of operating industrial establishments with 335 followed by 1st District with 286 and 4th District with 111 industrial establishments (Table 6.37).

Figure 6.13 Number of Industrial Establishments Province of Cavite: 2003-2013

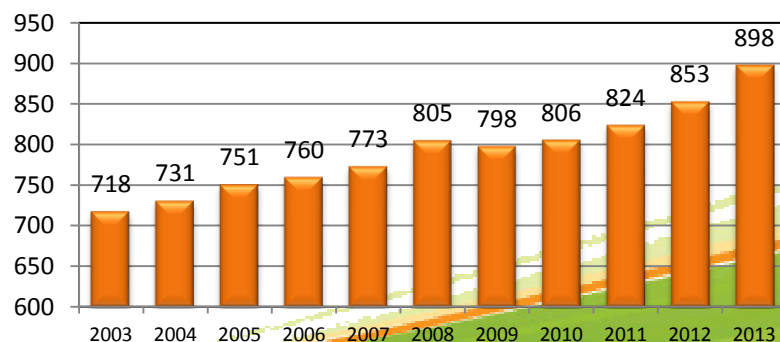


Table 6.37 Number of Industrial Establishments by District, City/Municipality, Province of Cavite: 2013

City/Municipality	Number of Establishments
1st District	286
Noveleta	2
Rosario	284
Cavite Economic Zone	284
2nd District	4
City of Bacoor	4
3rd District	27
City of Imus	7
Imus Informal Industrial Estate	7
Anabu Hills Industrial Estate	10
EML Special Economic Zone	1
Outside Industrial Estate	9
4th District	111
City of Dasmariñas	1
First Cityland Heavy Industrial Center	1
First Cavite Industrial Estate	84
Dasmariñas Technopark	10
Outside Industrial Estate	16
5th District	335
Carmona	49
Cavite-Carmona Industrial Estate	49
People's Technology Complex-SEZ	49
Outside PTC	3
Granville Industrial Complex	19
Mountview Industrial Complex I	29
Mountview Industrial Complex II	12
Southcoast Industrial Estate	24
Welborne Industrial Park	24
Golden Mile Business Park	46
Sterling Technopark	11
Outside Industrial Complex	34
Gen. Mariano Alvarez	4
GMA-NHA Industrial Estate	4
Silang	7
Maguam Industrial Complex	7
Daiichi Industrial Park SEZ	5
Greenway Business Park	6
Sterling Technopark SEZ	15
Cavite Light Industrial Park	17
Meridian Industrial Park	7
Outside Industrial Complex	23
6th District	103
Trece Martires City	37
Gen. Trias	21
New Cavite Industrial City	21
Gateway Business Park	17
Mangagahan Industrial Estate	2
Outside Industrial Estate	10
Cavite Economic Zone II	6
Tanza	2
Lu Chu Industrial Estate	2
Outside Industrial Estate	8
7th District	32
Tagaytay City	3
Alfonso	10
Indana	5
Naic	14
TOTAL	898

Source: PEZA, Pasay City, City/Municipal Planning & Development Offices, Cavite

Industrial Products

The products produced by the different industrial firms in Cavite are food and beverages; textile, wearing apparel and leather industries; wood and wood products, including furniture and fixtures; paper and paper products, including printing and publishing; chemical and chemical products, coil, rubber and plastic products; non-metallic mineral products; basic metal products; fabricated metal products, machinery and equipment; electronic, electrical and telecommunication parts and equipment; agri-business, livestock and poultry; toys, games and sporting goods; services; and others.

In 2013, majority of the industrial establishments (146) in Cavite are into services which accounts to 16.26% of the total 898. This is a wide-range industry involved in giving third party services to other companies like engineering designs, contact centers, manpower services, accounting services, etc. This is followed by electronics and electrical equipment industry with 14.59%. The third major industry is into fabricated metal products, machinery and equipment equivalent to 13.14% of the total industrial establishments. (Table 6.38).

In terms of equity participation, Filipinos remain to be the top investors in Cavite despite heavy investments coming from the outside. They comprised of 24.83% or 223 out of the 898 industrial establishments located in the province, followed by Japanese with 142 and Koreans with 115. Other investors of various nationalities who come to the province for various businesses totaled to 353 or 39.31%. The data shows that Filipinos still play an active role in the economy of the country even in the province of Cavite (Table 6.39).




Table 6.38 Number of Industrial Establishment by Product Category
Province of Cavite: 2013

Product Category		Number of Industries	% Distribution
1	Food and Beverages	35	3.9%
2	Textile, Wearing Apparel and Leather Industries	75	8.35%
3	Wood and Wood Products, including Furniture and Fixture	13	1.45%
4	Paper and Paper Products, including Printing and Publishing	28	3.12%
5	Chemical and Chemical Products, Coil, Rubber & Plastic Products	108	12.03%
6	Non-Metallic Mineral Products	48	5.35%
7	Basic Metal Industries	41	4.57%
8	Fabricated Metal Products, Machinery and Equipment	118	13.14%
9	Electronic, Electrical and Telecommunication Parts & Equipment	131	14.59%
10	Agri-business, Livestock and Poultry	34	3.79%
11	Toys, Games and Sporting Goods	6	0.67%
12	Services	146	16.26%
13	Others	115	12.81%
Total		898	100.00%

Source: PEZA, Pasay City, City/Municipal Planning & Development Offices, Cavite

Table 6.39 Number of Industrial Establishments by Equity Participation,
Province of Cavite: 2013

Nationality		Number of Investors	% Distribution
1	Filipino	223	24.83%
2	Japanese	142	15.81%
3	Korean	115	12.81%
4	Taiwanese	27	3.01%
5	Chinese	19	2.12%
6	American	13	1.45%
7	Malaysian	6	0.67%
8	Others	353	39.31%
Total		898	100.00%

Source: PEZA, Pasay City, City/Municipal Planning & Development Offices, Cavite

Industrial Estates and Economic Zones

Land use plan of the province defines the location of industrial zones for the strategic provision and optimization of support facilities needed by industries. As per PEZA definition both operating and proclaimed economic zone is an area which was granted PEZA status by virtue of a Presidential Proclamation pursuant to Republic Act No. 7916. Operating companies was amended already with PEZA-registered locators while proclaimed is without PEZA - registered locator yet, and development in progress is an area granted with a pre-qualification clearance by the PEZA Board, subject to issuance of a Presidential Proclamation.

Cavite has established a total of 56 economic zones/industrial estates, 28 are operating, 8 are proclaimed and 20 are still in the process of development. In terms of number of economic zones, 5th District has the majority of these with 17 industrial zones/estates followed by 6th District with 15 (Table 6.40).

Since 1982 until 2013, 2 public and 26 private industrial estates/economic zones have kept operating in the entire province. It is noted that Cavite Economic Zone (CEZ) in the municipality of Rosario, a public economic zone with the highest number of industrial establishments (284), covers the widest land area of 278.51 hectares. It is followed by Imus Informal Industrial Estate (200 hectares) and Gateway Business Park in Gen. Trias (111.67 hectares) (Table 6.42).

Proclaimed economic zones preferred industries are those in tourism, electronics, garments, food processing, leather products, metal fabrication, toys, gifts, house wares, business process outsourcing (BPO), light to medium scale, non-pollutive and semiconductor industries.

Economic zones that are still doing some land development and are not yet fully occupied by locators are classified as development in progress. Cavite has twenty (20) economic zones with status of development in progress. The largest economic zone under development is located in Gen. Trias, the PEC Industrial Park with 177 hectares intended for garments, textiles, semiconductors, food processing and pharmaceuticals. There would mean a lot of available resources to accommodate the incoming investments and industrial locators in Cavite (Table 6.42).

Table 6.40 Number of Economic Zones/Industrial Estates by City/Municipality, Province of Cavite: 2013

City/Municipality	Operating	Proclaimed	Development	Total
1st District	1	2	4	7
Cavite City			2	2
Kawit		1	1	2
Rosario	1	1	1	3
2nd District	1			1
City of Bacoor	1			1
3rd District	3		3	6
City of Imus	3		3	6
4th District	3	2	2	7
City of Dasmariñas	3	2	2	7
5th District	13	2	2	17
Carmona	7	1		8
Gen. Mariano Alvarez	1			1
Silang	5	1	2	8
6th District	7	2	6	15
TreceMartires City		1	2	3
Gen. Trias	5	1	4	10
Tanza	2			2
7th District			3	3
Naic			1	1
Magallanes			1	1
Tagaytay City			1	1
TOTAL	28	8	20	56

Source: PEZA, Pasay City, City/Municipal Planning & Development Offices, Cavite



Table 6.41 List of PEZA Registered Industrial Estates/Economic Zones, 2013

No.	Economic Zones	Location	Developer/ Operator	Nature	Land Area (Has.)
Operating					
1	Cavite Economic Zone	Rosario	Phil. Economic Zone Authority	MSEZ	278.5066
2	Cavite Economic Zone II	Bacao, Gen. Trias	Majestic Technical Skills Development and Landscape Corporation	MSEZ	66.9325
3	Daiichi Industrial Park	Maguyam, Silang	Daiichi Property Ventures, Inc.	MSEZ	55.020
4	EMI Special Economic Zone	Anabu II, City of Imus	EMI-Jolou Realty, Inc.	MSEZ	12.1997
5	First Cavite Industrial Estate	Langkaan, City of Dasmariñas	First Cavite Industrial Estate, Inc.	MSEZ	71.77
6	Gateway Business Park	Javalera, Gen. Trias	Gateway Property Holdings, Inc.	MSEZ	111.67
7	Golden Mile Business Park	Governor's Drive, Maduya, Carmona	Golden Mile Resources Development Corporation	MSEZ	45.0643
8	Peoples Technology Complex	Maduya, Carmona	People's Technology Complex Locator's Association	MSEZ	58.99
9	SM City Bacoor	Habay II, City of Bacoor	SM Prime Holdings, Inc.	IT CENTER	4.1285
10	Suntrust Ecotown Tanza (formerly Cavite Productivity Economic Zone)	Sahud-Ulan, Tanza	Suntrust Ecotown Developers, Inc.	MSEZ	116.22
Proclaimed					
1	Cavite Eco-Industrial Estate	Pasong Kawayan II, Gen. Trias	Cavite Eco-Industrial Estate Corp.	MSEZ	104.95
2	Fil-Estate Industrial Park	Trece Martires City & Tanza	Fil-Estate Industrial Park Inc.	MSEZ	80.62
3	Island Cove Tourism Economic Zone	Covelandia Rd., Binakayan, Kawit	Island Cove Corporation	TEZ	13.89
4	Robinsons Place Dasmariñas (Bldg flr area = 74,039 sq.m.)	Aguinaldo H-way cor Governor's Drive, Palapala, Sampaloc, City of Dasmariñas	Robinsons Land Corporation	IT CENTER	4.56
5	San Lazaro Leisure & Business Park	Brgy., Lantic, Carmona	Manila Jockey Club, Inc.	TEZ	54.23
6	SM City Rosario IT Center (Bldg flr area = 57,559.31 sq.m)	Brgy. Tejero, Rosario	SM Prime Holdings, Inc.	IT CENTER	5.49
7	SMDM IT Center (Bldg flr area = 29,599.43 sq.m)	Palapala, Samapaloc I, City of Dasmariñas	Consolidated Prime Development Corp.	IT CENTER	12.18
8	South Forbes Cyber Park	South Forbes Golf City Inchican, Silang	Cathay Land, Inc.	IT Park	28.31
Development In Progress					
1	Suntech Ipark (Bldg flr area = 40,576 sq.m)	Lancaster Estates, City of Imus	Property Company of Friends, Inc.	IT Park	11.95

Source: Philippine Economic Zone Authority, Pasay City

Table 6.42 List of Non-PEZA Registered Industrial Estates/Economic Zones

No	City Municipality	Ecozones/Industrial Estate	Year Established	Type of Industrial Estates	Land Area (Has)
Operating					
1	City of Imus	Anabu Hills Industrial Estate	1996	Private IE	10.8520
2		Imus Informal Industrial Estate	1988	Private IE	200.0000
3	City of Dasmariñas	Dasmariñas Technopark	1996	Private IE	38.0000
4		First Cavite Industrial Estate-General Industrial Zone	1991	Private IE	82.7300
5		First Cityland Heavy Industrial Estate	1988	Private IE	32.1000
6	Carmona	Granville Industrial Complex	1991	Private IE	7.0000
7		Mountview Industrial Complex I	1993	Private IE	24.0000
8		Mountview Industrial Complex II	1995	Private IE	22.3000
9		Southcoast Industrial Estate	1993	Private IE	13.4000
10		Welborne Industrial Estate	1996	Private IE	12.0000
11		Cavite-Carmona Industrial Estate	1982	Private IE	41.0100
12	Gen. Mariano Alvarez	GMA-NHA Industrial Estate	1982	Public IE	10.0000
13	Silang	Cavite Light Industrial Park	2000	Private IE	37.4040
14		Greenway Business Park	1996	Private IE	10.5000
15		Maguyam Industrial Estate	1994	Private IE	16.4000
16		Meridian Industrial Park		Private IE	23.0000
17	Gen. Trias	Gateway Business Park	1989	Private IE	69.9500
18		Golden Gate II Industrial Estate	1997	Private IE	16.5800
19		Manggahan Industrial Estate	1988	Private IE	10.2000
20		New Cavite Industrial City	1988	Private IE	52.0000
21	Tanza	Lu Chu Industrial Estate	1995	Private IE	8.8000
Development In Progress					
1	Cavite City	Gimco Sangley Point Special Economic Zone		Private EZ	40.0000
2		Marcelo IPG Industrial and Aqua Farming Park	2001	Private IE	150.0000
3	Rosario	Filoil Economic Zone II	1997	Private IE	122.2800
4	Kawit	Kawit Development Project Eco-Tourism Zone		Private IE	42.7200
5	City of Imus	Cavite BPO Project		Private IE	2.7455
6		FRC Supermall		Private IE	0.7400
7	City of Dasmariñas	Cambridge Intelligent Park		Private IE	86.0000
8		Dasmariñas Technopod		Private IE	1.8700
9	Silang	Best World Technopark	1997	Private IE	145.0600
10		Sterling Technopark		Private IE	100.0000
11	Trece Martires City	Filinvest Technology Park Cavite	1996	Private IE	86.0000
12		Sumpco Industrial Estate Special Economic Zone		Private IE	53.8100
13	Gen. Trias	PEC Industrial Park	1997	Private IE	177.0000
14		Taipan Gold Industrial Park	1997	Private IE	100.0000
15		Golden Gate Business Park		Private IE	65.1550
16		Ara Vista		Private IE	9.5200
17	Naic	Petroleum Industry Economic Zone		Private IE	15.0000
18	Magallanes	Cavite Biofuels Ecozone		Private IE	24.5700
19	Tagaytay City	Anya Resort and Residences		Private IE	5.7900

Source: PEZA, Pasay City, City/Municipal Planning & Development Offices, Cavite

Economic Zones/Industrial Estates

Operating

Manufacturing

1. Cavite-Carmona Industrial Estate (CCIE)
The fast developing municipality of Carmona is the site of the 100-hectare Cavite-Carmona Industrial Estate accommodating light and medium-scale industries.

This is also the site of People's Technology Complex (PTC), a 58.99 hectare industrial complex which was declared as a special economic zone by former President Joseph Estrada on July 3, 2000 under Proclamation No. 336. This ecozone is a joint project of Technology and Livelihood and Resource Center (TLRC), Province of Cavite and the municipality of Carmona, and was developed to generate employment opportunities and upgrade the manpower and livelihood skills for the residents of Carmona and of the province of Cavite as a whole, and to accelerate the growth of labor intensive and export oriented small and medium scale industries as previously mentioned.

To date, there are 52 companies operating at CCIE wherein 49 are within PTC and 3 are located outside the complex.

2. Granville Industrial Complex
Established in 1991, this seven (7)-hectare industrial complex located along Governor Drive at Barangay Bancal, Municipality of Carmona is home to nineteen (19) industries which are in full commercial operation.
3. Mountview Industrial Complex I
Only 30-minute drive from Manila via the South Expressway, and about 600 meters from the Southcoast Industrial Estate, the 24-hectare Mountview Industrial Complex is the fourth industrial estate established in Bancal, Carmona. Located along Governor Drive, this complex is fully developed with well-paved roads, water, sewer and power lines. At present, there are 29 companies in the area.
4. Mountview Industrial Complex II
Also designed for light and medium scale industries does Mountview's second phase comprise an additional 22.3-hectare area which is also

located in Bgy. Bancal, Carmona with twelve (12) companies currently operating.

5. Southcoast Industrial Estate
It is a 13.4-hectare fully landscaped industrial complex with modern stainless steel entrance gate and guard house; 18 meters wide concrete entrance road; 17 meters concrete main road; concrete sidewalks with street lamps; concrete curbs and gutters; underground reinforced concrete pipe storm drainage; MERALCO's 3-phase wire and a centralized water system with 15,000 gallon water tank, located in Bancal, Carmona

Twenty-four (24) companies are already operating in the area.
6. Welborne Industrial Park
A 12-hectare industrial park situated at Barangay Bancal, Carmona which is just an hour drive from Metro Manila with a short distance of only 6 kilometers from South Superhighway, likewise geographically engineered and designed for light and medium industries. It has a reinforced concrete underground drainage system with complete curb and gutters.

MERALCO installs a complete electric system and it can provide 3-phase connection for higher electricity load. There is also a centralized water system to ensure adequate and constant supply of water.

Presently, Welborne Industrial Park has twenty-four (24) operating companies.
7. First City Land Heavy Industrial Center
At the hub of the industrial zone in the City of Dasmariñas with one (1) operating company stands First Cityland Heavy Industrial Center. Portion of the 32.1 hectare lot adjacent to the national highway has been converted to commercial area, even though complete with facilities and ready to serve the requirements of its tenants.
8. First Cavite Industrial Estate (FCIE)
The First Cavite Industrial Estate is a 154.5-hectare industrial subdivision built to service all basic needs of any manufacturing concern of the light-to-medium scale industry. It is a joint project of the three prestigious companies - National Development Company (NDC), Marubeni Corporation and Japan International Development Organization (JAIDO). Situated in Langkaan, City of Dasmariñas, the estate offers the following common infrastructures, facilities and services to its locators: a General Industrial Zone and an Export Processing Zone, plot configuration of

1,000 sq. m. and 1 hectare up to 20 hectares, electrical power, telecommunications, water supply, the on-site road network which is a 4-lane concrete main road 14 meter wide and 2 lane concrete auxiliary roads 7 meter wide. Its locational advantage are abundance of labor and assurance of industrial peace, a very secure industrial subdivision and situated in an industrial peace zone teeming with an enthusiastic, multi-skilled, highly trained and easily trainable labor force.

Other on-site common service facilities within the Administration Building and surrounding area are also available at FCIE. Major access routes are through Aguinaldo Highway, Carmona-Ternate Road and General Trias Road.

To date, eighty four (84) companies operate in the zone.

9. Dasmariñas Technopark

A 38-hectare industrial estate located at Paliparan, City of Dasmariñas, Cavite wherein 10 companies are in full operation. Its development features include grand entrance gate with guard house and 24 hours security, perimeter fence, interconnected water supply system with two elevated water tanks, 3-phase electricity served by MERALCO, underground drainage system, concrete road network designed for industrial use, administration building with business center. Telephone service providers and lots for commercial purposes are also available in this area.

This techno park is highly accessible via South Superhighway-Carmona Exit, Aguinaldo Highway via Coastal Road, Molino-Paliparan Road and Manila Southwoods Road.

10. New Cavite Industrial City

The New Cavite Industrial City is a haven for investors engaged in medium-to-heavy scale industries. Located in General Trias conveniently adjacent to Governor Drive which is a national highway, this 52-hectare industrial city has underground drainage and centralized water distribution from its 200,000-gallon-elevated-water tank.

There are 21 companies operating in this industrial area today.

11. Gateway Business Park (GBP)

Gateway Business Park is nestled in 180 hectares of gently rolling terrain in Javalera, General Trias, Cavite. This park was carefully planned and developed to meet the high technological demands of all types of

industries. It has all the features of the best business parks in the world – excellent road network, reliable power, adequate water supply, and state-of-the-art telecommunication infrastructure. It implements a park management system that ensures uninterrupted operations in a clean, safe and well-secured work place.

The park also has a centralized, technologically advanced Waste Water Treatment Plant, which guarantees pollution-free operations and sustainable industrial productivity. This 1.2-hectare facility processes daily several thousand gallons of wastewater into river-quality water.

At present, seventeen (17) companies are operating at GBP.

12. Manggahan Industrial Estate

The Manggahan Pivotal Industrial Area, a 10.2-hectare informal industrial complex which is only about 32 kilometers from Manila, is the third industrial estate established in the municipality of Gen. Trias.

This industrial estate is presently a home to two (2) company locators.

13. Golden Gate II Industrial Estate

A 16.580-hectare industrial estate, Golden Gate is located at Panungyanan, Gen. Trias, Cavite.

14. Gen. Mariano Alvarez-NHA Industrial Estate

GMA-NHA Industrial Estate comprises ten (10) hectares of land in the municipality of Gen. Mariano Alvarez. Types of industries preferred for this estate are those which are non-pollutive, labor-intensive, export-oriented, and non-hazardous such as the four (4) companies that have located therein.

15. Imus Informal Industrial Estate

On a straight drive from Manila is the Imus Informal Industrial Estate located just along the stretch of Gen. Aguinaldo Highway in the municipality of Imus, Cavite. The 200-hectare lot is for companies involved in the manufacture of products for industrial use.

Seven (7) industries have already located in the area.

16. Anabu Hills Industrial Estate

This 10.852-hectare industrial estate is located at Anabu, Imus with ten (10) operational industrial establishments.

17. EMI Special Economic Zone
This is 12.20-hectare special economic zone along Aguinaldo Highway in Imus which is popularly known as the site of Yazaki.
18. Cavite Economic Zone
This fully developed economic zone with well-paved roads, water and sewer lines, power lines and access to communication facilities and sewerage treatment plant – aeration type lies on a flat terrain of lands geographically within the municipalities of Rosario and Gen. Trias. It is created by virtue of Presidential Proclamation Nos. 1980, 2017 and 1259 dated May 30, 1980, September 19, 1980 and June 22, 1998, respectively.

Now fully occupied CEZ is a convenient home to 284 companies.
19. Maguyam Industrial Complex
Established in 1994, the 16.4-hectare industrial complex is an informal industrial center located in Barangay Maguyam in the northeastern part of the municipality of Silang.

This complex is now the site of seven (7) light-to-medium-scale industries.
20. Daiichi Industrial Park Special Economic Zone
Situating in Maguyam, Silang, Cavite, Daiichi Industrial Park Zone is created by the virtue of Presidential Proclamation No. 1095 on September 23, 1997. It is a 55.02-hectare special economic zone developed with interior road network of 22 meter wide main road and 15 meter wide secondary road, 3-phase wire electrical supply, underground reinforced concrete pipe drainage system, domestic waste water sewage treatment plant, elevated water tank, a grand entrance gate and CHB & cyclone wire fence and telecommunication facilities by PLDT and Globe Telecom lines.

Presently, Daiichi Industrial Park has five (5) operating companies.
21. Greenway Business Park
This is a 10.5-hectare industrial estate located at Bulihan, Silang, Cavite with six (6) operational companies.
22. Meridian Industrial Park
Meridian is a 23-hectare industrial park located in Maguyam, Silang, Cavite with seven (7) operating establishments.
23. Cavite Light Industrial Park
This light industrial park is located in Maguyam, Silang. It is a 37.404-hectare area with seventeen (17) operating establishments.
24. Lu Chu Industrial Estate
Developed in 1995, this 8.8-hectare industrial estate is the first of its kind established in Amaya, Tanza. At present, it is the location of two (2) fully operating companies.
25. Golden Mile Business Park
It is a 45.06 industrial subdivision in Barangay Maduya, Carmona with 46 operating industries.
26. Suntrust Ecotown Tanza (formerly Cavite Productivity Economic Zone)
An economic zone with an area of 116.22 hectares situated at Sahud-Ulan, Tanza, this ecozone was proclaimed on January 10, 2000 under Presidential Proclamation No. 226. Preferred industries are electrical machinery, electronics and semi-conductor products.
27. Cavite Special Economic Zone II
It is a 53.7151 hectare Special Economic Zone located at Bacao, Gen. Trias, Cavite with six (6) operating companies

IT Park Center

1. SM CITY Bacoor - This is a 4.13 hectares It Park Center in Gen. Aguinaldo Highway cor. Tirona Highway, Habay II, Bacoor, Cavite where TeleTech is located

Proclaimed

Manufacturing

1. Cavite Eco-Industrial Estate - This industrial estate is located at Pasong Kawayan II, Gen. Trias with a 104.95-hectare area and is designed for light to medium, non-polluting industries. This was proclaimed on June 5, 1998 under Presidential Proclamation No. 1241.
2. Fil-Estate Industrial Park - This industrial park, with an area of 80.62 hectares, is located within the geographic area of Trece Martires City & Tanza. Preferred industries are electronics products, food processing, garments, leather products, toys, gifts and housewares.

IT Park Center

1. Robinson's Place-Dasmariñas - An IT Park located at Gen. Aguinaldo Highway cor. Governor Drive, Sitio Palapala, City of Dasmariñas, Cavite with an area of 4.56 hectares. (Building floor area = 74,039 sq.m.)
2. South Forbes Cyber Park - This IT Park, with an area of 28.31 hectares is located in South Forbes Golf City, Barangay Inchican, Silang, Cavite.
3. SM City ROSARIO IT, Center - A 5.49-hectare IT Center located at Barangay Tejero, Rosario, Cavite (Building floor area = 57,559.31 sq.m.)
4. SMDM IT Center – IT Center located at Sitio Pala-pala, Barangay Sampaloc I, City of Dasmariñas with an area of 12.18 has. (Building floor area = 29,599.43 sq.m.)

Tourism

1. Island Cove Tourism Economic Zone - Located at Covelandia Road, Binakayan, Kawit, Cavite with an area of 13.89 hectares
2. San Lazaro Leisure and Business Park - A 54.23 hectares situated at Lantic, Carmona, Cavite

Development in Progress

Manufacturing

1. Sterling Technopark - A 100-hectare technopark located at Maguyam, Silang and Carmona with twenty-one (21) operating establishments.
2. Best World Technopark - A 145.06-hectare technopark located at Batas, Silang and was approved by the PEZA Board on October 15, 1997
3. Cambridge Intelligent Park - Located at Malinta, City of Dasmariñas with a total area of 86 hectares
4. Filinvest Technology Park Cavite - Located at Hugo Perez, Trece Martires City with a total area of 86 hectares
5. FilOil Economic Zone II - A 122.28-hectare economic zone located at Rosario, Cavite
6. Marcelo IPG Industrial and Aqua Farming Park - A 150-hectare industrial and farming park located at Bacoor Bay, Cavite City
7. PEC Industrial Park - A 177-hectare industrial park located at Buenavista, Gen. Trias, Cavite
8. Petroleum Industry Economic Zone - Located at Munting Mapino, Naic with a total area of 15 hectares
9. Sumpco Industrial Estate Special Economic Zone - Located at Hugo Perez, Trece Martires City with a total area of 53.810 hectares
10. Taipan Gold Industrial Park - A 100-hectare industrial park located at De Fuego & San Francisco, Gen. Trias, Cavite
11. Gimco Sangley Point Special Economic Zone - A 40-hectare special economic zone located at Sangley Point, Cavite City. Preferred industries of these ecozones are light to medium scale, non-pollutive industries.

- Golden Gate Business Park - This is a 65.155-hectare park located at Buenavista II, Gen. Trias, Cavite. The 46.75 hectares was approved as a special economic zone by PEZA

Tourism

- Kawit Development Project Special Eco-Tourism Zone - A 42.72-hectare tourism ecozone located at Barangay Binakayan, Kawit, Cavite
- Anya Resort and Residences - Located in Barangay Magasawang Ilat, Tagaytay City with a land area of 5.79 hectares

IT Park Center

- Ara Vista - Located at Barangay Biclatan (Manggahan), Gen. Trias, Cavite with a total area of 9.52 hectares
- Cavite BPO Project - This is a 2.7455-hectare park located in Aguinaldo Highway, Anabu II-D, City of Imus
- Dasmariñas Technopod - Located at Moilino-Paliparan Road, City of Dasmariñas with a total land area of 1.8700 hectares
- FRC Supermall, Imus - Located at Km. 20 General Emilio Aguinaldo Highway, Palico, City of Imus with a land area of 0.74 hectares.
- Suntech iPark - IT Park located at Lancaster Estate, City of Imus with a land area of 11.95 hectares.

Agro-Industrial Ecozone

- Cavite Biofuels Ecozone - Located at Barangay Caluangan, Magallanes, Cavite with a total area of 24.57 hectares.

Employment Generated by Ecozones

For the year 2013, industrial establishments located at economic zones have a total employment of 136,122. This value accounts to 12.98% of the total number of employment brought forth by all operating industrial establishments

in the country as reported by the Philippine Economic Zone Authority (PEZA). As compared to 2012 data, the total employment increased from 125,832 to 136,122 or a difference of 10,290 that corresponds to 8.17% (Table 6.41).

Cavite Economic Zone in Rosario has the highest number of employment in PEZA economic zones in the province with 49.89% followed by Gateway Business Park in Gen. Trias with 17.35%. The third largest provider of employment among PEZA ecozones in Cavite is First Cavite Industrial Estate with 9.7% share (Figure 6.14).

Figure 6.13 Percentage Distribution of Employment by Economic Zones, Province of Cavite: 2013

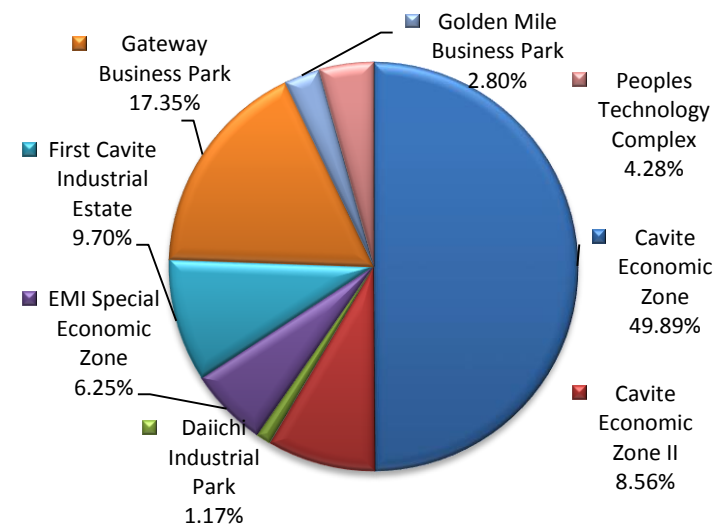


Table 6.43 Employment Generated by Economic Zones, Province of Cavite: 2013

Economic Zones	City/ Municipality	2003	2004	2005	2006	2007	2008	2009	2010	2011	2012	2013
Cavite Economic Zone	Rosario	72,808	74,224	79,527	88,495	82,649	68,954	61,965	64,192	69,430	78,071	67,912
Cavite Economic Zone II	Gen. Trias										429	11,646
Daiichi Industrial Park	Silang	675	586	382	764	949	1,004	919	1,188	1,200	1,314	1,595
EMI Special Economic Zone	City of Imus	6,551	7,090	8,237	8,304	7,688	6,249	5,641	7,197	7,471	7,655	8,509
First Cavite Industrial Estate	City of	12,021	12,832	13,852	15,132	15,632	14,982	10,753	12,354	13,513	12,818	13,204
Gateway Business Park	Gen. Trias	13,059	13,700	15,776	17,114	16,279	15,553	13,306	13,431	13,881	15,340	23,614
Golden Mile Business Park	Carmona					1,585	1,757	1,979	2,200	2,582	3,811	3,813
Peoples Technology Complex	Carmona	3,753	5,038	5,144	5,233	5,471	5,343	4,882	4,775	5,281	5,587	5,829
SM City Bacoor	Bacoor								1,893	1,986	807	
TOTAL		108,867	113,470	122,918	135,042	130,253	113,842	99,445	107,230	115,344	125,832	136,122
PEZA					545,025		608,387	611,058	735,672	840,945	912,047	1,048,351

Source: Philippine Economic Zone Authority, Pasay City

Value of Exports Generated by Economic Zones

The value of exports decreased to 7,004.006 million US dollars based on 2013 data as compared to 2012 data of 8,393.582 million US dollars. This posted a decrease of 16.55%. Meanwhile, PEZA exports increased by 7.12% from 2012. Cavite Economic Zone in Rosario has the highest value of exports amounting to 2,967.008 million US dollars followed by Gateway Business Park and Cavite Economic Zone II, both in General Trias with \$1,660.200 million and \$779.211 million, respectively (Table 6.44).

The total value of exports in Cavite ecozones, on the other hand, reflects a contribution share of 16.34% to the total value of exports generated by ecozones under PEZA.

Value of Imports Generated by Economic Zones

For the year 2013, there is a 2.75% increase in the value of imports, 6,380.204 million USD from 2012 to 6,555.996 million USD for 2013. Cavite Economic Zone in Rosario has the highest value of imports amounting to 2,406.780 million USD followed by Gateway Business Park in Gen. Trias with 1,945.815 million USD.

The total value of imports in 2013 has a contribution share of 21.97% to the total value of imports generated by ecozones under PEZA (Table 6.45).

Table 6.44 Value of Exports Generated by Economic Zones, Province of Cavite: 2003 – 2013

Economic Zones	City/ Municipality	In Million Us \$										
		2003	2004	2005	2006	2007	2008	2009	2010	2011	2012	2013
Cavite Economic Zone	Rosario	1,952.710	2,029.080	2,330.370	2,427.440	2,527.070	2,581.440	2,031.293	2,590.494	3,107.182	3,630.347	2,967.008
Cavite Economic Zone II	Gen. Trias										84.635	779.211
Daiichi Industrial Park	Silang	6.355	6.546	3.131	9.042	5.933	7.872	9.659	14.173	11.670	15.537	16.056
EMI Special Economic Zone	Imus	125.061	160.622	198.075	191.742	212.089	164.491	148.536	258.081	273.441	295.960	310.241
First Cavite Industrial Estate	City of Dasmariñas	272.880	274.206	227.223	353.609	373.343	388.131	285.561	391.061	478.246	482.256	397.046
Gateway Business Park	Gen. Trias	2,384.890	4,957.520	5,787.910	6,567.220	7,933.080	7,401.963	3,429.152	3,392.667	2,431.167	920.433	1,660.200
Golden Mile Business Park	Carmona					0.529	2.153	28.178	65.530	79.142	93.250	111.757
Peoples Technology Complex	Carmona	445.589	650.049	707.473	663.622	668.167	699.053	520.657	586.944	718.385	844.152	762.487
SM City Bacoor	Bacoor								13.530	27.215	15.012	
TOTAL		5,187.485	8,078.02	9,254.182	10,212.675	11,720.211	11,245.103	6,453.036	7,312.480	7,126.448	8,393.582	7,004.006
PEZA					36,077.704	40,889.120	40,543.914	32,897.471	40,473.637	42,144.379	40,023,560.00	42,872.731

Source: Philippine Economic Zone Authority, Pasay City

Table 6.45 Value of Imports Generated by Economic Zones, Province of Cavite: 2003 – 2013

Economic Zones	City/ Municipality	In Million Us \$										
		2003	2004	2005	2006	2007	2008	2009	2010	2011	2012	2013
Cavite Economic Zone	Rosario	1,100.387	651.354	688.340	2,042.318	1,977.185	1,950.593	2,089.355	2,455.135	3,362.705	3,097.721	2,406.780
Cavite Economic Zone II	Gen. Trias										32.514	421.987
Daiichi Industrial Park	Silang	0.323	0.336	0.220	3.114	3.201	5.210	23.839	10.728	8.693	8.717	14.903
EMI Special Economic Zone	Imus	84.665	126.147	144.718	151.846	141.101	116.288	95.934	167.767	181.365	177.327	172.382
First Cavite Industrial Estate	City of Dasmariñas	109.246	142.793	94.569	311.606	293.878	347.564	293.572	290.719	308.795	324.128	418.596
Gateway Business Park	Gen. Trias	2,659.363	2,580.588	920.403	5,377.344	5,488.263	5,606.028	2,171.648	2,822.686	2,289.180	1,612.684	1,945.815
Golden Mile Business Park	Carmona					63.563	242.757	183.544	292.281	268.044	341.307	547.720
Peoples Technology Complex	Carmona	345.433	439.434	500.347	702.766	621.614	622.327	438.856	687.182	782.613	785.806	627.813
SM City Bacoor	Bacoor								-	-		-
TOTAL		4,299.417	3,940.652	2,348.597	8,588.994	8,588.805	8,890.767	5,296.748	6,726.498	7,201.395	6,380.204	6,555.996
PEZA						33,504.036	31,413.688	23,213.033	37,440.910	34,524.308	32,590.753	29,831.372

Source: Philippine Economic Zone Authority, Pasay City

Local Financial Institutions

Financial Institutions

Financial institutions are establishments that focus on dealing with financial transactions, such as investments, loans and deposits. Conventionally, financial institutions are composed of organizations such as banks, trust companies, insurance companies and investment dealers. Almost everyone has deal with a financial institution on a regular basis. Everything from depositing money to taking out loans and exchange currencies must be done through financial institutions. (Investopedia.com)

Financial institutions play major role in the economy of any locality, they are defined as corporation or partnership which is primarily organized for the purpose of extending credit facilities to consumers and to industrial or agricultural enterprises by discounting or factoring commercial papers or accounts receivables or buying and selling contracts, leases, chattel mortgages and other evidences of indebtedness or by leasing motor vehicles, heavy equipment and industrial machineries and equipment, appliances, etc. (NSCB).

The presence of different financial institutions in an area projects that the economy is vibrant and alive. The good financial trade aids in the development of the area by empowering individuals to engage in business and commerce and eventually improve the economy. They are responsible in empowering the economy by providing money to the business sector and enabling them to enter into commerce. This would consequently lead into delivery of products and services as well as employment.

The Central Bank of the Philippines classifies the different financial institutions and serves as the regulatory office when it comes to their operations. Financial institutions in the country can be categorized into two. These are the banking and non-banking financial institutions. Cavite has 1,150 financial institutions of both categories. Furthermore, these broad classifications are sub-divided into different types of financial firms. These banks are operating based on their prescribed mandates as to their classification (Table 6.46).

Banking Institutions

Banking institutions are defined as corporations, companies or associations which are engaged in the lending of funds obtained from the public through the receipt of deposits and the sale of bonds, securities or obligations of any kind according to National Statistical Coordination Board (NSCB). They are

categorized into commercial banks, rural banks and thrift banks. The province currently has 339 banking institutions scattered all-over Cavite. The highest number of banking institutions is in the City of Bacoor with 52 followed by City of Dasmariñas with 50 and City of Imus with 45. As observed, these three districts hold numerous industries and commercial establishments that could account to the greater number of banking institutions. The presence of banking institutions is a good indicator of local economy because these institutions are medium of economic trading. The more banking institutions there are, the greater opportunity of financial trading to transpire in the area.

Commercial Banking System is also known as business banking. It is a bank that provides checking accounts, savings accounts, and money market accounts and that accepts time deposits. Cavite has a total of 168 commercial banks, the highest number of which is located in City of Dasmariñas with 31. There are 8 municipalities that do not have any commercial banks to date which can be attributed to lack of economic viability.

Thrift Banking System is composed of private development banks, savings and mortgage banks and stock savings and provides loans at generally longer and easier terms to lower income groups. Loans are usually for basic social and economic needs, and are granted to small producers, such as farmers, micro and small entrepreneurs and consumers to finance their production and consumption requirements. There are 110 thrift banks in Cavite. City of Bacoor has the most number of thrift banks at 22.

Rural Banking System provides saving facilities in rural areas and extends loans to farmers and small businessmen. Because of their credit and savings functions in the rural economy, rural banks receive considerable assistance from the government. There are 61 rural banks in the province, with the highest number of them concentrated in the City of Bacoor with 9. Considering that 7th District is an agricultural area, most number of rural banks (16) can be found in the said district.

Non-Banking Institutions

Non-banking financial institutions are persons or entities whose principal functions include the lending, investing, or placement of funds or evidences of equity deposited with them or otherwise coursed through them, either for their own account or for the account of others.

A non-bank financial institution (NBFI) is a financial institution that does not have a full banking license or is not supervised by a national or international banking regulatory agency. NBFIs facilitate bank-related financial services, such as investment, risk pooling, contractual savings, and market brokering.

According to the Central Bank of the Philippines, there are 881 non-banking financial institutions operating in Cavite as of December 2013. Majority of which is composed of pawnshops. Pawnshop is an individual or business that offers secured loans to people, with items of personal property used as collateral. These valuable items range from jewels and electronic gadgets such as cellular phones and laptops. 4th District has the most number of pawnshops (164) followed by 1st, 2nd and 3rd Districts with 151, 147 and 128 institutions, respectively (Table 4.47).

Table 6.46 Banking Institutions by Type, Province of Cavite: 2013

City/ Municipality	Rural Banks	Commercial Banks	Thrift Banks	Total
1st District	6	30	17	53
Cavite City	1	10	3	14
Kawit	1	4	6	11
Noveleta	1	1	5	7
Rosario	3	15	3	21
2nd District	9	21	22	52
Bacoor	9	21	22	52
3rd District	7	24	14	45
Imus	7	24	14	45
4th District	4	31	15	50
City of Dasmariñas	4	31	15	50
5th District	9	21	15	45
Carmona	4	11	1	16
Gen. Mariano Alvarez	1	3	6	10
Silang	4	7	8	19
6th District	10	24	14	48
Trece Martires City	2	6	3	11
Amadeo	3			3
Gen. Trias	4	13	4	21
Tanza	1	5	7	13
7th District	16	17	13	46
Tagaytay City	1	12	5	18
Alfonso	3		1	4
Gen. Aguinaldo	2			2
Indang	1		2	3
Magallanes	2			2
Maragondon	1		1	2
Mendez	2		1	3
Naic	3	5	3	11
Ternate	1			1
Total	61	168	110	339

Source: Bangko Sentral ng Pilipinas

Table 6.47 Non-Banking Institutions by Type, Province of Cavite: 2013

City/ Municipality	Pawnshops	Financing	Non Stock Savings & Loan Ass'n	Total
1st District	147		4	151
Cavite City	60		4	64
Kawit	38			38
Noveleta	19			19
Rosario	30			30
2nd District	147			147
Bacoor	147			147
3rd District	125	2	1	128
Imus	125	2	1	128
4th District	163	1		164
City of Dasmariñas	163	1		164
5th District	106			106
Carmona	17			17
Gen. Mariano Alvarez	33			33
Silang	56			56
6th District	105			105
Trece Martires City	16			16
Amadeo	1			1
Gen. Trias	52			52
Tanza	36			36
7th District	80			80
Tagaytay City	22			22
Alfonso	6			6
Indang	11			11
Magallanes	1			1
Maragondon	5			5
Mendez	5			5
Naic	28			28
Ternate	2			2
Total	873	3	5	881

Source: Bangko Sentral ng Pilipinas

Micro, Small and Medium Enterprises

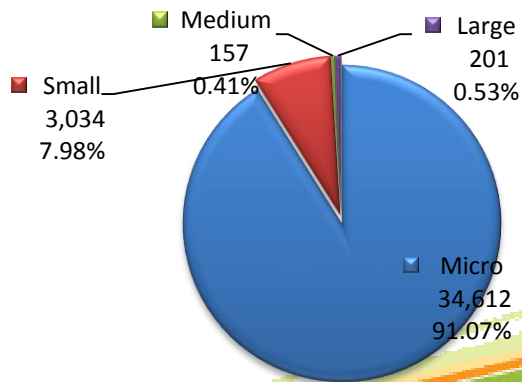
Micro, Small and Medium Enterprises (MSMEs) are considered as formal business sector considering that they provide employment to significant number of people. An MSME is defined as any business activity or enterprise engaged in industry, agri-business and/or services that has: (1) an asset size (less land) of up to PhP100 million; and (2) an employment size with less than 200 employees. Based on these categories, it is classified as micro, small or medium regardless of the type of business ownership, that is, single proprietorship, cooperative, partnership or corporation. The basis of classification is the asset size and the number of employees (Table 6.48).

Table 6.48 Enterprises by Type and Corresponding Description

Enterprise	Category	
	By Asset Size	By Number of Employees
Micro	Up to P3,000,000	1-9
Small	P3,000,001-P15,000,000	10-99
Medium	P15,000,001-P100,000,000	100-199
Large	P100,000,001 and Up	200 and over

For the year 2013, there are 38,004 business enterprises being registered in the province of Cavite. Of this figure, MSMEs represented 99.47% with 37,803 establishments while large enterprises represented 0.53% with 201 establishments. Micro enterprises comprised 91.07% (34,612) of the total number of MSMEs while small and medium enterprises accounted for 7.98% (3,034) and 0.41% (157), respectively (Figure 6.14).

Figure 6.14 Percentage Distribution of MSMEs by Classification, Province of Cavite: 2013



There are 47.52% of MSMEs which are engaged in the wholesale and retail trade with 18,060 business establishments while 11.91% (4,526) and 11.87% (4,511) are in the manufacturing and accommodation and food services, respectively (Figure 6.16). MSMEs in other services activities represent 8.04% (3,057), and those involved in information and communication account for 6.50% (2,469) (Figure 3). Other MSMEs (14.16%) are engaged in financial and insurance activities (1,263); human health and social work activities (1,123); education (991); professional, scientific and technical activities (557); arts, entertainment, and recreation (467); administrative and support service activities (423); real estate activities (166); agriculture, fishery and fishing (149); transport and storage (103); construction (85); water supply, sewerage, waste management and remediation activities (45); electricity, gas, steam, and air conditioning supply (5); and mining and quarrying (4) (Table 6.49).

The evident increase of users of motorcycle had a great impact in the nature of MSMEs. A lot of establishments engaged into the sales of motorcycles and its parts. The rampant use of motorcycles is a sign that the people now prefer to have their own means of transportation rather than taking the public transport because of increasing amount of fare and uncontrollable traffic in some areas. The people also find convenience in using their own transportation thru the motorcycles.

Figure 6.15 Percentage Distribution of MSMEs by Industry, Province of Cavite: 2013

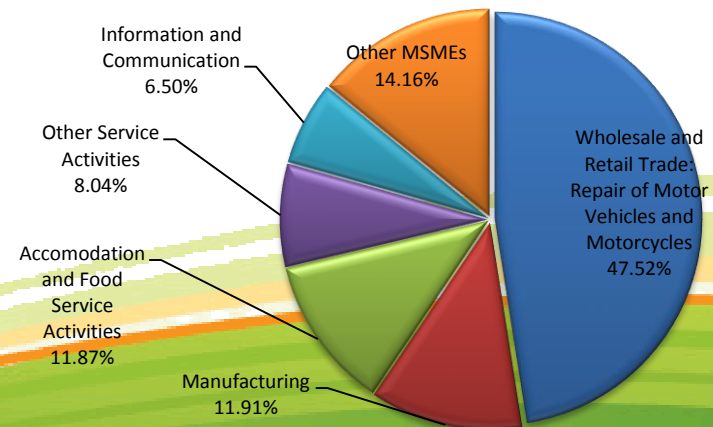


Table 6.49 Number of Establishments by Industry and Employment Size, Province of Cavite: 2013

Industry	Number of Establishments by Employment Size					% Distribution
	Micro	Small	Medium	Large	Total	
A - Agriculture, Fishery, and Fishing	105	41	3	-	149	0.39
B - Mining and Quarrying	s	s	-	s	4	0.01
C - Manufacturing	3,712	576	93	145	4,526	11.91
D - Electricity, Gas, Steam, and Air Conditioning Supply	-	5	-	s ¹	5	0.01
E - Water Supply; Sewerage, Waste Management and Remediation Activities	15	30	s ²	s ¹	45	0.12
F - Construction	42	33	6	4	85	0.22
G - Wholesale and Retail Trade: Repair of Motor Vehicles and Motorcycles	17,237	807	7	9	18,060	47.52
H - Transport and Storage	62	41	s ¹	s ¹	103	0.27
I - Accommodation and Food Service Activities	4,045	458	5	3	4,511	11.87
J - Information and Communication	2,456	13	-	-	2,469	6.50
K - Financial and Insurance Activities	1,123	140	s ¹	-	1,263	3.32
L - Real Estate Activities	132	34	-	s ¹	166	0.44
M - Professional, Scientific and Technical Activities	530	27	s ¹	s ¹	557	1.47
N - Administrative and Support Service Activities	359	39	9	16	423	1.11
P - Education	405	567	11	8	991	2.61
Q - Human Health and Social Work Activities	1,041	67	10	5	1,123	2.95
R - Arts, Entertainment, and Recreation	413	46	3	5	467	1.23
S - Other Service Activities	2,933	121	3	-	3,057	8.04
Total	34,612	3,034	157	201	38,004	100.00

(Details may not add up to total due to statistical disclosure control)

Source: 2013 List of Establishments, Philippine Statistics Authority, National Statistics Office, Trece Martires City

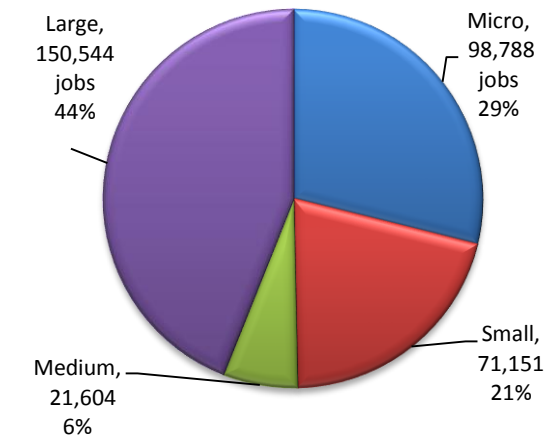
Note: Data suppressed for confidentiality reasons (under Republic Act 10625 Section 26)

- s⁰ – combined with employment size "micro"*
- s¹ – combined with employment size "small"*
- s² – combined with employment size "medium"*

Employment in MSMEs

MSMEs provided a total of 191,543 jobs in 2013 or 56% of the total jobs generated by all types of business establishments. Large enterprises generated 150,544 jobs. Among MSMEs, micro enterprises created 98,788 (29%) jobs, while small and medium enterprises generated 71,151 (21%) and 21,604 (6%) jobs, respectively (Figure 6.17). With MSME employment, the wholesale and retail trade, repair of motor vehicles and motorcycles establishments generates largest number of jobs, 63,677; followed by manufacturing, 45,862 jobs; and 24,339 jobs in accommodation and food services (Table 6.50).

Figure 6.16 Distribution of Employment Generated in MSMEs and Large Enterprises, Province of Cavite: 2013



The most number of employees were observed under the manufacturing sector with 161,348. This is for the reason that they are majorly comprised of large enterprises that are engaged on mass productions. These companies have large employment size thus despite their small number, they still incur the most number of employees in aggregate (Table 6.50).

Table 6.50 Total Employment by Industry and Employment Size, Province of Cavite: 2013

Industry	Number of Establishments by Employment Size				
	Micro	Small	Medium	Large	Total
A - Agriculture, Fishery, and Fishing	425	1,117	349	-	1,891
B - Mining and Quarrying	s	s	-	s	322
C - Manufacturing	12,911	19,532	13,419	115,486	161,348
D - Electricity, Gas, Steam, and Air	-	464	-	s ¹	464
E - Water Supply; Sewerage, Waste Management and Remediation Activities	60	1,729	s ¹	s ¹	1,789
F - Construction	189	1,254	757	1,618	3,818
G - Wholesale and Retail Trade: Repair of Motor Vehicles and Motorcycles	47,786	14,995	896	3,136	66,813
H - Transport and Storage	251	1,749	s ¹	s ¹	2,000
I - Accommodation and Food Service Activities	12,875	10,839	625	747	25,086
J - Information and Communication	4,863	301	-	-	5,164
K - Financial and Insurance Activities	2,845	1,576	s ¹	-	4,421
L - Real Estate Activities	534	969	-	s ¹	1,503
M - Professional, Scientific and Technical	1,495	722	s ¹	2,314	4,531
N - Administrative and Support Service Activities	953	1,163	1,069	18,915	22,100
P - Education	2,061	12,556	1,533	3,394	19,544
Q - Human Health and Social Work Activities	2,587	1,549	1,321	1,736	7,193
R - Arts, Entertainment, and Recreation	1,097	1,111	388	1,552	4,148
S - Other Service	7,846	1,711	395	-	9,952
Total	98,788	71,151	21,604	150,544	342,087

(Details may not add up to total due to statistical disclosure control)

Source: 2013 List of Establishments, Philippine Statistics Authority-National Statistics Office, Trece Martires City

Note: Data suppressed for confidentiality reasons (under Republic Act 10625 Section 26)

s⁰ – combined with employment size "micro"; s¹ – combined with employment size "small"; s² – combined with employment size "medium"


One Town, One Product

The One Town One Product (OTOP) Program is a priority program of the national government to promote entrepreneurship and create jobs. It supports business enterprises to manufacture, offer, and market distinctive products of services through the use of indigenous raw materials and local skills and talents. It offers a comprehensive assistance package through a convergence of services from local government units, national government agencies, and the private sector. This includes: business counseling, skills and entrepreneurial training, product design and development, appropriate technologies and marketing. The municipal products/areas of the province are promoted through this program, to further encourage people in different municipalities to raise and give names to their own commodities/significant places through focused approach and entrepreneurship, which in turn provide job opportunities to the constituents of the province. In addition, through this program, specific products of each municipality in the province of Cavite are being identified and promoted thus, become more competitive.

Popular products of 1st District which are recognized by the said program include marine products of the municipality of Rosario. Cavite City and Kawit are presently giving emphasis on the promotion of their tourism areas. 2nd District or City of Bacoor is known for Tahong Chips, 3rd District for native kakanin of Imus. Likewise, 5th District is known for cutlery in Carmona, plenty of mushrooms in General Mariano Alvarez and fruit wines which are produced and processed in Silang. Similarly, 6th District has made ways to increase the volume of their popular products. Municipality of Amadeo is popularly known for bountiful harvest of coffee while General Trias is known for their dairy products. Alfonso under 7th District is well known for their tablea, which is being used in the preparation of chocolate drinks, candies, champorado and the like. Other towns in the same district are known for products like pickled green papaya (achara) that abounds in the municipality of General E. Aguinaldo. Calamay is best prepared by the Indangeños while municipalities of Magallanes and Maragondon are well known for muscovado and bamboo products, respectively (Table 6.51).

Table 6.51 One Town, One Product by City/Municipality, Province of Cavite

City/ Municipality	OTOP	Contact Person	Contact Number
1st District			
Cavite City	Tourism	Dr. Ramil Bodajos	(046) 431-1655
Kawit	Tourism	Mr. Rosario Nolasco Ms. Conchita Sambile	09196669292 (046) 484-7501
Rosario	Marine Products	Ms. Carol Abaño Ms. Medy Perea Sr. Erlinda Garaci	(046) 438-0944 (046) 438-1587 (046) 438-4238
2nd District			
City of Bacoor	Tahong Chips	Ms. Virginia Angeles	(046) 471-5116
3rd District			
City of Imus	Kakanin	Ms. Cristina Plabasan Ms. Clarissa Mangahis	(046) 9707966 09272300229
5th District			
Carmona	Cutlery	Mr. Heriberto Hebron Mr. Danny Purificacion Ms. Ida Medina	(04) 430-0548 09064555807 09166356757
Gen. Mariano Alvarez	Mushroom	Mr. Virgilio Sto. Domingo	09339315931
Silang	Fruit Wine	Ms. Ellen Caraan	09266610549
6th District			
Amadeo	Coffee	Ms. Virginia Angeles	(046) 6820076
Gen. Trias	Dairy Products	Mr. Reylito Monzon	09237175007
7th District			
Alfonso	Tablea	Ms. Adelfa Nuestro	09282250419
Gen.E. Aguinaldo	Achara	Ms. Flordeliza Guda	09283074457
Indang	Calamay	Ms. Amorlina Nuestro	(046) 862-0397
Magallanes	Muscovado	Ms. Amelia Artymiak	09175847473
Maragondon	Bamboo Products	Ms. Marivic Contreras	(046) 412-0590
Ternate	Talaba Chips	Ms. Jane Pulma	09184038297



Cooperatives

A cooperative ("coop"), co-operative ("co-op"), or coöperative ("coöp") is an autonomous association of persons who voluntarily cooperate for their mutual, social, economic, and cultural benefit. Cooperatives include non-profit community organizations and businesses that are owned and managed by the people who use its services (a consumer cooperative) and/or by the people who work there (a worker cooperative) or by the people who live there (a housing cooperative).

A cooperative is a legal entity owned and democratically controlled by its members. Members often have a close association with the enterprise as producers or consumers of its products or services, or as its employees. In some countries, there are specific forms of incorporation for cooperatives. Cooperatives may take the form of companies limited by shares or by guarantee, partnerships or unincorporated associations. They may also use the industrial and provident society structure. Cooperatives are often organized as non-capital stock corporations under state-specific cooperative laws. However, they may also be unincorporated associations or business corporations such as limited liability companies or partnerships; such forms are useful when the members want to allow some members to have a greater share of the control, or some investors to have a return on their capital that exceeds fixed interest, neither of which may be allowed under local laws for cooperatives. Cooperatives often share their earnings with the membership as dividends, which are divided among the members according to their participation in the enterprise, such as patronage, instead of according to the value of their capital shareholdings (as is done by a joint stock company).

To meet the economic, social and cultural needs of the people, cooperatives play a very important role in the province of Cavite. Cooperatives viewed the province's marked economy and serve as means in the development of agriculture, agro-business and other sectors in the province through extending capital, loans and other major sources of livelihood to its constituents. For the year 2013, the province of Cavite has 356 registered cooperatives under the new Cooperative Code (Republic Act 9520). The City of Dasmariñas contributed 17.13% to the total registered cooperatives and the City of Bacoor came in second with 9.55% contribution, followed by the municipality of Silang with 9.27%. (Table 6.52).

By type of cooperatives, the multi-purpose cooperatives dominated the total number of registered cooperatives contributing 62.36% of the total. It is followed by credit cooperatives which comprise 19.38% of the total registered

cooperatives and the remaining 18% are distributed among other types of cooperatives. (Figure 6.18).

A total paid up capital of PhP1,373,673,732.97 is posted of which the municipality of Gen. Trias has the highest aggregated capital that has been paid by the members (Table 6.53).

In terms of individual cooperative members, the City of Bacoor is in top with 18,359; followed by City of Dasmariñas, with 12,246; and the City of Imus on third, with 11,796 (Table 6.54).

The total cooperative assets totaled to PhP2.748 Billion Pesos as of December 31, 2013. Some 34 (16.43%) are categorized as medium cooperatives (individual assets of more than P3-million up to P15-million) with a combined assets of PhP1.199 Billion or equivalent to 43.64% of the industry's asset level. There are 103 cooperatives which are classified as micro-cooperatives, whose individual assets consist of PhP3-million and below, and with combined asset level of PhP121 Million. Small cooperatives have total assets of PhP426.833 million, and large cooperatives have a total assets of PhP1.0009 Billion (Table 6.55).

75.48% of the total registered cooperatives are categorized as micro-enterprise, 16.16% are categorized as small-enterprise, 6.74% are categorized as medium-enterprise and only 1.62% are categorized as large-enterprise (Figure 6.19).

Cooperatives generated a total of 6,346 direct employment in 2013. The municipality of Carmona continued to contribute the largest share of 48.22% to the total direct employment generated by cooperatives (Table 6.56).

Figure 6.17 Total Number of Registered Cooperatives, by Type As of December 31, 2013

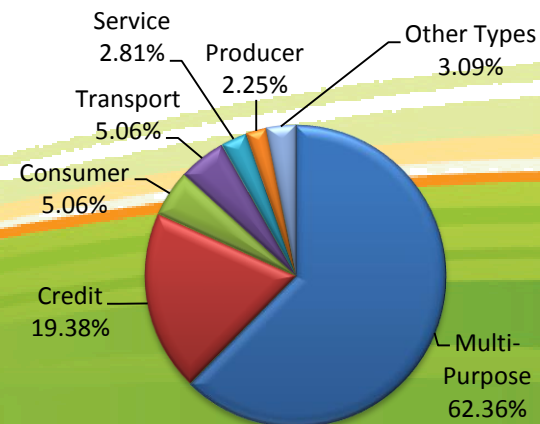


Table 6.52 Total Number of Registered Cooperatives by City/Municipality, Province of Cavite: As of December 31, 2013

City/Municipality By Legislative District	Credit	Consumer	Producer	Marketing	Service	Multi- Purpose	Workers	Transport	Federation	Union	Housing	Coop Bank	Total	% Distribution
1st District														
Cavite City	3	2				4							9	2.53
Kawit	2					2							4	1.12
Noveleta	3					4	1						8	2.25
Rosario	1					6		1					8	2.25
2nd District														
City of Bacoor	12					17		4	1				34	9.55
3rd District														
City of Imus	10	1			1	20							32	8.99
4th District														
City of Dasmaríñas	11	5		1	1	37	1	5					61	17.13
5th District														
Carmona	2	1				20	2						25	7.02
Gen. M. Alvarez	4	2			2	6		2					16	4.49
Silang	5	3	1	1	4	16		2	1				33	9.27
6th District														
Amadeo			1			1							2	0.56
Gen. Trias	4		1			22		2					29	8.15
Tanza	2		1			11				1			15	4.21
Trece Martires City	3		1			12				1		1	18	5.06
7th District														
Alfonso	1		1			3		1					6	1.69
Gen. E. Aguinaldo	1		1			6							8	2.25
Indang	1	1				7							9	2.53
Magallanes						3							3	0.84
Maragondon		1				3							4	1.12
Mendez						1							1	0.28
Naic	2					8		1					11	3.09
Tagaytay City	2	2			2	13							19	5.34
Ternate			1										1	0.28
Total	69	18	8	2	10	222	4	18	2	1	1	1	356	100.00

Source: Provincial Cooperatives, Livelihood and Entrepreneurial Development Office, Trece Martires City

Table 6.53 Paid-Up Capital of Registered Cooperatives, Province of Cavite: As of December 31, 2013

City/Municipality	Paid-Up Capital	% Distribution
1st District		
Cavite City	14,819,550.00	1.08
Kawit	4,056,953.00	0.30
Noveleta	4,993,847.00	0.36
Rosario	73,226,165.62	5.33
2nd District		
City of Bacoor	90,160,227.49	6.56
3rd District		
City of Imus	210,062,180.79	15.29
4th District		
City of Dasmariñas	123,864,952.69	9.02
5th District		
Carmona	195,459,517.81	14.23
Gen. M. Alvarez	33,260,499.60	2.42
Silang	150,444,205.67	10.95
6th District		
Amadeo	3,394,600.00	0.25
Gen. Trias	319,730,918.09	23.28
Tanza	18,743,677.41	1.36
Trece Martires City	42,612,205.94	3.10
7th District		
Alfonso	5,025,756.26	0.37
Gen. E. Aguinaldo	11,962,562.92	0.87
Indang	22,455,183.14	1.63
Magallanes	6,478,870.81	0.47
Maragondon	1,980,458.00	0.14
Mendez	3,558,595.87	0.26
Naic	8,910,030.91	0.65
Tagaytay City	28,472,773.95	2.07
Ternate	-	
Total	1,373,673,732.97	100.00

Source: Provincial Cooperatives, Livelihood and Entrepreneurial Development Office
Trece Martires City

Table 6.54 Membership of Registered Cooperatives, by City/ Municipality, Province of Cavite: As of December 31, 2013

City/Municipality	Total Number of Registered Cooperatives	Total Membership of Registered Cooperatives	% Distribution
1st District			
Cavite City	9	725	0.85
Kawit	4	276	0.32
Noveleta	8	480	0.56
Rosario	8	2,317	2.70
2nd District			
City of Bacoor	34	18,359	21.41
3rd District			
City of Imus	32	11,796	13.75
4th District			
City of Dasmariñas	61	12,246	14.28
5th District			
Carmona	25	6,917	8.07
Gen. M. Alvarez	16	6,855	7.99
Silang	33	8,279	9.65
6th District			
Amadeo	2	181	0.21
Gen. Trias	29	6,610	7.71
Tanza	15	1,402	1.63
Trece Martires City	18	1,611	1.88
7th District			
Alfonso	6	990	1.15
Gen. E. Aguinaldo	8	1,126	1.31
Indang	9	1,061	1.24
Magallanes	3	379	0.44
Maragondon	4	118	0.14
Mendez	1	126	0.15
Naic	11	247	0.29
Tagaytay City	19	3,661	4.27
Ternate	1	0	0
Total	356	85,762	100.00

Source: Provincial Cooperatives, Livelihood and Entrepreneurial Development Office
Trece Martires City

Table 6.55 Total Assets of Cooperatives by City/Municipality, Province of Cavite: As of December 31, 2013

City/Municipality	Micro Cooperatives		Small Cooperatives		Medium Cooperatives		Large Cooperatives		Total	
	3 Million And Below		More Than 3 Million Up To 15 Million		More Than 15 Million Up To 100 Million		More Than 100 Million			
	Number	Amount of Assets	Number	Amount of Assets	Number	Amount of Assets	Number	Amount of Assets	Number	Amount of Assets
1st District										
Cavite City	2	1,336,066.00	2	23,598,415.99					4	24,934,481.99
Kawit	1	1,893,713.80	1	5,244,413.00					2	7,138,126.80
Noveleta	1	1,726,195.00	2	7,005,789.65					3	8,731,984.65
Rosario			1	4,766,339.50	3	99,616,891.60			4	104,383,231.10
2nd District										
City of Bacoor	13	14,499,326.14	6	41,337,447.98	2	130,508,341.33			21	186,345,115.45
3rd District										
City of Imus	7	6,880,219.48	5	35,019,969.49	8	232,993,413.27	1	120,306,038.00	21	395,199,640.24
4th District										
City of Dasmariñas	19	20,546,962.85	7	43,816,782.19	5	232,879,329.60			31	297,243,074.64
5th District										
Carmona	8	13,870,506.23	6	42,277,945.14	3	72,212,754.00	1	235,146,554.00	18	363,507,759.37
Gen. M. Alvarez	5	5,970,765.24	2	12,515,772.88	2	41,768,293.46			9	60,254,831.58
Silang	10	10,643,395.92	7	52,243,561.73	3	100,111,310.69	1	401,251,956.90	21	564,250,225.24
6th District										
Amadeo			1	7,748,608.51					1	7,748,608.51
Gen. Trias	8	9,350,073.23	8	45,179,635.13	2	122,865,469.97	1	244,234,931.51	19	421,630,109.84
Tanza	3	2,902,090.22	4	25,774,213.05	1	17,387,840.88			8	46,064,144.15
Trece Martires City	2	2,995,492.22	3	15,167,245.56	1	26,564,829.00			6	44,727,566.78
7th District										
Alfonso	1	1,082,923.77	3	15,814,434.34					4	16,897,358.11
Gen. E. Aguinaldo	4	6,845,911.01			1	19,108,334.98			5	25,954,245.99
Indang	1	1,375,536.30	2	10,165,631.34	1	45,520,831.91			4	57,061,999.55
Magallanes	2	3,318,281.42	1	8,171,919.00					3	11,490,200.42
Maragondon	2	3,204,513.78							2	3,204,513.78
Mendez			1	4,925,741.98					1	4,925,741.98
Naic	3	2,554,128.38	3	14,237,212.16					6	16,791,340.54
Tagaytay City	11	10,012,896.95	1	11,822,277.03	2	57,905,793.27			14	79,740,967.25
Ternate	0	0	0	0	0	0	0	0	0	0
Total	103	121,008,997.94	66	426,833,355.65	34	1,199,443,433.96	4	1,000,939,480.41	207	2,748,225,267.96

Table 6.56 Employment Generated by Cooperative, by City/ Municipality, Province of Cavite: As of December 31, 2013

City/ Municipality By Legislative District	Total Number of Registered Cooperatives	Total Number of Persons Directly Employed By Cooperatives	Average Number of Employees Per Cooperative
1st District			
Cavite City	9	17	2
Kawit	4	10	3
Noveleta	8	92	12
Rosario	8	18	2
2nd District			
City of Bacoor	34	119	4
3rd District			
City of Imus	32	1,498	47
4th District			
City of Dasmariñas	61	290	5
5th District			
Carmona	25	3,060	122
Gen. Mariano Alvarez	16	61	4
Silang	33	589	18
6th District			
Amadeo	2	12	6
Gen. Trias	29	203	7
Tanza	15	159	11
Trece Martires City	18	29	2
7th District			
Alfonso	6	29	5
Gen. E. Aguinaldo	8	27	3
Indang	9	18	2
Magallanes	3	15	5
Maragondon	4	5	1
Mendez	1	2	2
Naic	11	20	2
Tagaytay City	19	73	4
Ternate	1	-	-
Grand Total	356	6,346	267

Source: Provincial Cooperatives, Livelihood and Entrepreneurial Development Office
Trece Martires City

Figure 6.18 Total Assets Cooperatives by Category Province of Cavite: 2013 (In Million Pesos)

