

Chapter 3. Population and Social Profile

Social Composition and Characteristics

Human resources are the people who make up workforce of an organization. People are considered a resource due to their skills, demands, and capacities to create and utilize other resources.

Population is defined as a group of specific inhabitants in a specific area which largely contributes to the development of their surroundings. On the other hand, demography is the science of population which seeks to understand the population dynamics by investigating births, deaths, aging, migration, or even the incidence of disease. It illustrates the changing structure of human populations.

Cavite has unique demographic characteristics. The trends of the population are affected by the uniqueness of Cavite itself. The diversity of the population is very varied and is considered to be strength of the province.

The people of Cavite live by its historic characteristic as revolutionaries. This has become a natural norm of the Caviteños to become innovative and pioneering in different fields. As nation builders, there are many prominent personalities of the province who have led the country in various fields.

Census of Population



The Census of Population (POP-CEN) is a complete enumeration of households designed to take an inventory of the entire population of the Philippines and collect basic information on its demographic and socio-economic characteristics such as age, sex, marital status, educational attainment, and household characteristics. The POP-CEN 2015, the source of data for this chapter, aims to provide government planners, policy and decision makers with population data on which to base their social and economic development plans, policies, and programs. (Philippine Statistics Authority, 2015)

This census had collected demographic data concerning:

- i) size and geographic distribution of the population;
- ii) population composition (sex, age, marital status);
- iii) religious affiliation;
- iv) school attendance, literacy, highest grade/year completed, technical/vocational courses obtained; and
- v) usual activity/occupation and whether overseas worker for members 15 years old and above.

The reference date of POP-CEN 2015 was August 1, 2015 which means the persons enumerated as members of a household or as residents of an institutional living quarter was as of August 1, 2015. The following analyses discussed in this chapter are based on the said census.

2015 Cavite's Population Characteristics

For the past years, Cavite became a significant powerhouse in the country contributing into its development. Even in terms of population, Cavite is considered as one of the largest and fastest growing provinces. As of August 1, 2015, Cavite recorded a total population of 3,678,301 persons which grown at a rate of 3.37 percent from 2010 to 2015 making it the most populous province in the Philippines based on the POP-CEN 2015. This was higher by 587,610 persons compared with the 2010 Census of Population and Housing (CPH 2010) count of 3,090,691 persons. It was also recorded that there is an increase of about 34 persons added per year per 1,000 persons in the population. By comparison, the rate at which the province's population grew during the period 1990 to 2000 and 2000 to 2010 went up at 5.99 percent and 4.12 percent, respectively. The summary of population in Cavite in the last four censuses is shown below.




Figure 3.1 Total Population of Cavite as of August 1, 2015

The population in Cavite showed an increasing trend wherein it almost doubled in a span of fifteen years. The fastest growing local government unit (LGU) is Trece Martires City, then City of Imus followed by Carmona and City of Gen. Trias. These areas are still affected by the immigration due to continuous developments of settlements and industrial areas. Out-migration is also evident in some cities and municipalities. Meanwhile, Cavite City does not have significant change in its population due to the congestion in the city. The summary of population by city/municipality is shown in Table 3.1.

Table 3.1 Population by City/Municipality; Province of Cavite: 2015

City/Municipality	2015 Population
1st District	342,824
Cavite City	102,806
Kawit	83,466
Noveleta	45,846
Rosario	110,706
2nd District	600,609
City of Bacoor	600,609
3rd District	403,785
City of Imus	403,785
4th District	659,019
City of Dasmariñas	659,019
5th District	500,785
Carmona	97,557
Gen. Mariano Alvarez	155,143
Silang	248,085
6th District	314,303
City of Gen. Trias	314,303
7th District	485,149
Amadeo	37,649
Indang	65,599
Tanza	226,188
Trece Martires City	155,713
8th District	371,827
Alfonso	51,839
Gen. Aguinaldo	22,220
Magallanes	22,727
Maragondon	37,720
Mendez	31,529
Naic	111,454
Tagaytay City	71,181
Ternate	23,157
Total	3,678,301

Source: POPCEN 2015, Philippine Statistics Authority

It can be said that the developed cities and municipalities had the highest contribution in Cavite’s population. City of Dasmariñas had the highest population in Cavite having a total of 659,019 persons which was 17.92 percent of the population followed by City of Bacoor with 600,609 persons (16.33%) and City of Imus with 403,785 persons (10.98%). The aggregated population of these cities comprised about half (45.23%) of the provincial population while the remaining percentage was divided among the remaining 20 localities. In addition, the lowest population number can be found in city and municipalities in the 8th District of Cavite. These areas are known to be the rural areas of Cavite.

In terms of legislative districts, the 4th District topped the list of most populous district in Cavite, mainly because of the effect of in-migration as brought about by the opening of various resettlement housing projects that accommodated chiefly the informal settlers from Metro Manila as well as the development in the city. The City of Dasmariñas continues to increase ceaselessly as recorded at the last three censuses. The second most populous district was the 2nd District which is the City of Bacoor. It was also due to the housing projects located in the city. Moreover, the 6th District, the newly created lone district of City of Gen. Trias, recorded the lowest population in Cavite in terms of legislative districts (Figure 3.2).

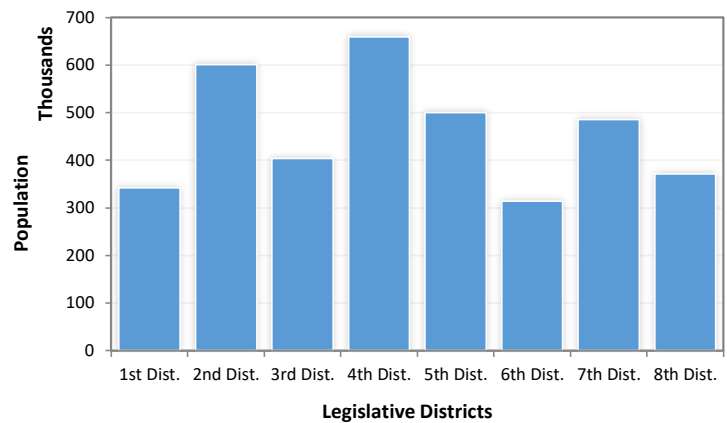


Figure 3.2 Population by Legislative District; Province of Cavite: 2015

Sex

Sex is the state of being male or female into which humans and many other living things are divided on the basis of their reproductive functions.

Gearing towards gender equality, sex should be considered as one of the factors in government programming and investment. Thus, the disparity between the population of males and females should not have a significant effect in the distribution of government programs.

As said, out of the total population, 49.71 percent were male and 50.29 percent were female. This resulted to a ratio of 99 males for every 100 females. Thus it can be noted that the population of Cavite is almost equally distributed in terms of sex (Figure 3.3).

Tagaytay City posted the highest sex ratio of 104 males for every 100 females. In addition, Indang, Kawit, Maragondon and Tanza had an equal sex ratio. To end, the cities of Bacoor, Cavite, Dasmariñas, General Trias, Imus and municipalities of Carmona, Mendez, Noveleta and Rosario, reported to have more females than males, that is, with sex ratios less than 100.



Figure 3.3 Proportion of Males and Females; Province of Cavite: 2015

Age

In 2015, most Caviteños were of age 15 to 19 years old which contributed up to 9.8 percent of the population. Specifically, most are of age 18 years old which sums up to 75,114 persons that makes up to 20.79 percent of the 15 to 19 years old population. Meanwhile, the elder population (80 years and over) were the least comprised of 0.58 percent. It was also notable that males are outnumbered by females from the age of 20 and above.

Out of the total population, 67.3 percent of the population was considered of “economically productive” age (15-64 years), 3.98 percent were of “old age” dependency age (over 64 years) and 28.8 percent were of “child” dependency age. This resulted to a dependency ratio of 49:100, which means that there are 49 dependents for every 100 working age persons. Of the 49 dependents, 43 were child dependents while six were old age dependents.

Moreover, the median age in Cavite was 24.8 years old which means that half of the population were younger than 24.8 years old and the other half were older than 24.8 years old. Lastly, at provincial level, the voting age population or persons at least 18 years old accounted for 65.5 percent (2,407,732 persons).

The population pyramid below displays a triangle shape, it can be said that the population of Cavite is considered young. It can also be observed that there is a lack of balance in the proportion of population between males and females. Furthermore, there is a visible decrease in the population of those aged 4 and below. It can be predominantly because of the industrialization in Cavite wherein Caviteños prioritize work and self-improvement. This can be interpreted that the population has a declining fertility. It can also be noted that the working age group in Cavite is greater than age dependence group.

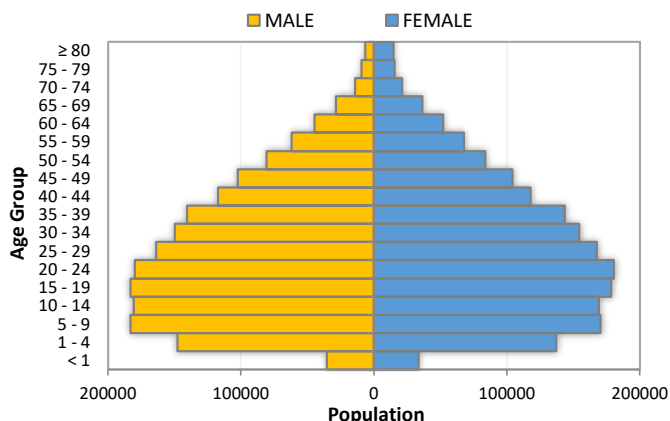


Figure 3.4 Population by Sex and Age Group; Province of Cavite: 2015

Marital Status

Marital Status or Civil Status is any of several legally distinct classifications that describe a person’s relationship

with a significant other. It can be single, married, widowed, divorced/separated, common-law/live-in. In POPCEN, the marital status was determined from aged 10 and up.

A total of 2,970,375 citizens of Cavite were at least 10 years old. Of that population, 44.25 percent were single and 36.52 percent were married. The rest of the population was categorized as follows: in common law/live-in marital arrangement (12.9%), widowed (4.1%), divorced or separated (2.2%) and had unknown marital status (< 0.1%). Hence, it can be said that about 80 percent of the population are either single or married. It is also notable that a significant number of Caviteños are into common law or live-in arrangement (Figure 3.5).

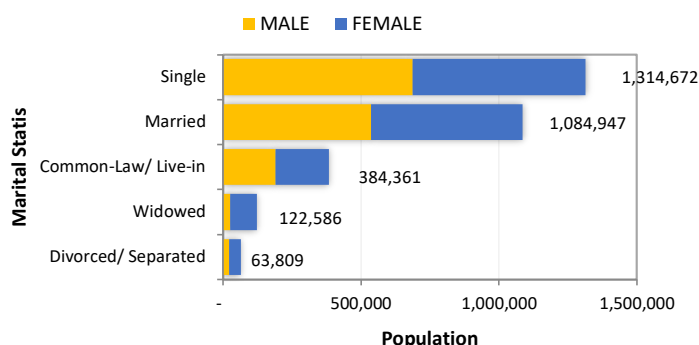


Figure 3.5 Distribution of Population by Sex and Marital Status; Province of Cavite: 2015

Among the never-married persons, males (52.3%) had a higher proportion than females (47.7%). On the other hand, more females are married (50.5%), widowed (79.4%), divorced or separated (66.7%), and in common law or lived-in marriage arrangement (50.4%). Moreover, most married citizens are of age 35 to 39 years as well as those who are divorced or separated. Also, most widowed citizens are of age 60 to 64 years old while those who are in common law or lived-in arrangement are of age 25 to 29 years old.

Education

Education is the process of facilitating learning or the acquisition of knowledge, skills, values, beliefs and habits. It is commonly divided into such stages as preschool or kindergarten, elementary school, secondary school, and college, university or apprenticeship. It leads to development of a person in terms of his/her self-growth and economic growth as it is one of the major factor that determines the path he/she will take.

Education is a powerful driver of development and one of the strongest instruments of reducing poverty and improving health, gender equality, peace and stability (World Bank). Thus, profiling and knowing the state of education of each Filipino citizen is important for a better governance, program development and nation building.

Out of the total population of five years old and over, most Caviteños had reached or finished high-school (41.84%) wherein 71.31 percent of them had graduated. Moreover, 23.56 percent had attended or finished elementary education, 13.22 percent were college undergraduate and 14.49 percent were academic degree holder. Among those baccalaureate degree graduate,

54.1 percent are female while 45.9 percent are male. The same goes with the post-baccalaureate degree wherein there were more females (56.0%) than males (48.3%). On the other hand, 1.7 percent of the population had not entered school but most were of age five to seven years old, 20 to 24 years, and at least 35 years old.

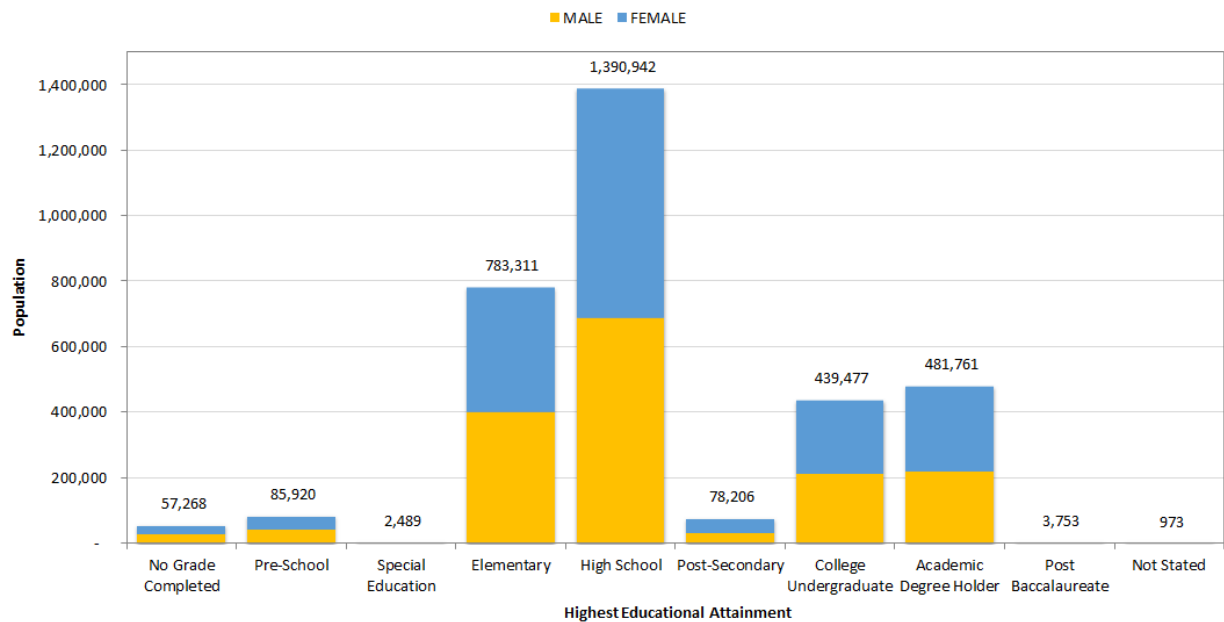


Figure 3.6 Distribution of population by highest educational attainment and sex; Province of Cavite: 2015

Among 1,416,749 household population of aged 5 to 24 years old, 958,881 persons or 67.7 percent of the population was attending school in School Year 2015-2016. By sex, school attendance rate in 2015 was higher among females (67.1%) than among males (68.2%). In addition, most of those who attend school are those of age 10-14 years or those who are mostly in secondary school. They covered the 35.31 percent of the school attending population.

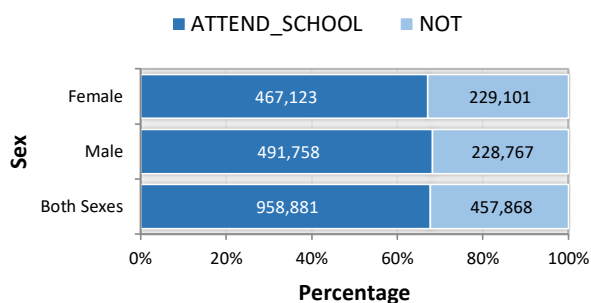


Figure 3.7 School Attendance of Household population aged 5 to 24 years old by sex; Province of Cavite: 2015

Furthermore, Tagaytay City had the highest school attendance rate with 71.54 percent which is higher from that of the province. It is followed by Alfonso (70.72%) and Mendez (70.64%). On the other hand, Kawit (65.23%), Carmona (64.85%) and Rosario (56.57%) had the lowest school attendance rate.

Table 3.2 School Attendance Rate of Household population aged 5 to 24 years old by city/municipality; Province of Cavite: 2015

City/Municipality	School Attendance Rate (%)
1st District	
Cavite City	66.25
Kawit	65.23
Noveleta	65.49
Rosario	56.57
2nd District	
City of Bacoor	68.72
3rd District	
City of Imus	70.05
4th District	
City of Dasmarinas	67.90
5th District	
Carmona	64.85
Gen. Mariano Alvarez	67.55
Silang	66.47
6th District	
City of Gen. Trias	67.26
7th District	
Amadeo	70.34
Indang	70.19
Tanza	66.19
Trece Martires City	68.74
8th District	
Alfonso	70.72
Gen. Aguinaldo	69.81
Magallanes	70.28
Maragondon	67.92
Mendez	70.64
Naic	68.49
Tagaytay City	71.54
Ternate	67.29

Source: POPCEN 2015 Philippine Statistics Authority

Literacy

Literacy is defined as the ability of a person to read and write simple messages and questions. Basic Literacy is universal in Cavite wherein literacy rate had posted to 99.66 percent among the 2,955,391 household population of 10 years old and over. Among the household population by sex, the male population had a literacy rate of 99.64 percent and the female population had a literacy rate of 99.67 percent. In addition, all cities and municipalities in Cavite had a literacy rate of between 98.60 and 99.80 percent wherein City of Imus had the highest rate with 99.78 percent and Magallanes at the lowest rate with 98.69 percent. Even Magallanes recorded the lowest literacy rate in Cavite, it is still considered a great standing and is still higher compared to the national literacy rate of 98.3 percent.

It can also be noted that the literacy rate of Cavite had improved a lot from 96.52 percent in 2000 to 99.65 percent in 2015.

Table 3.3 Literacy Rate by city/municipality; Province of Cavite: 2015

City/Municipality	Literacy Rate (%)
1st District	
Cavite City	99.72
Kawit	99.54
Noveleta	99.77
Rosario	99.72
2nd District	
City of Bacoor	99.77
3rd District	
City of Imus	99.78
4th District	
City of Dasmariñas	99.68
5th District	
Carmona	99.62
Gen. Mariano Alvarez	99.73
Silang	99.56
6th District	
City of Gen. Trias	99.63
7th District	
Amadeo	99.61
Indang	99.39
Tanza	99.59
Trece Martires City	99.59
8th District	
Alfonso	99.72
Gen. Aguinaldo	99.54
Magallanes	98.69
Maragondon	98.90
Mendez	99.61
Naic	99.44
Tagaytay City	99.54
Ternate	99.73
CAVITE	99.66

Source: POPCEN 2015 Philippine Statistics Authority

Gainful Workers

Gainful occupation is an occupation by which the person who pursues it earns money, or money equivalent, or in which he assists in the production of marketable goods. Data regarding this is used in analyzing the growth,

composition, and distribution of the work force. This provides information on socio-economic status of the population which is essential in planning the necessary training programs aimed at full and effective utilization of the country's human resources.

In 2015, the province had 2,606,678 household population aged 15 years and over wherein three out of five person (58.8%) were engaged in a gainful activity during the 12 months preceding the census.

By major occupation group, workers engaged in service and sales works are the largest group comprising the 17.9 percent of the gainful workers' population. Technicians and associate professionals came in next (14.6%), followed by plant machine operators and assemblers (14.2%).

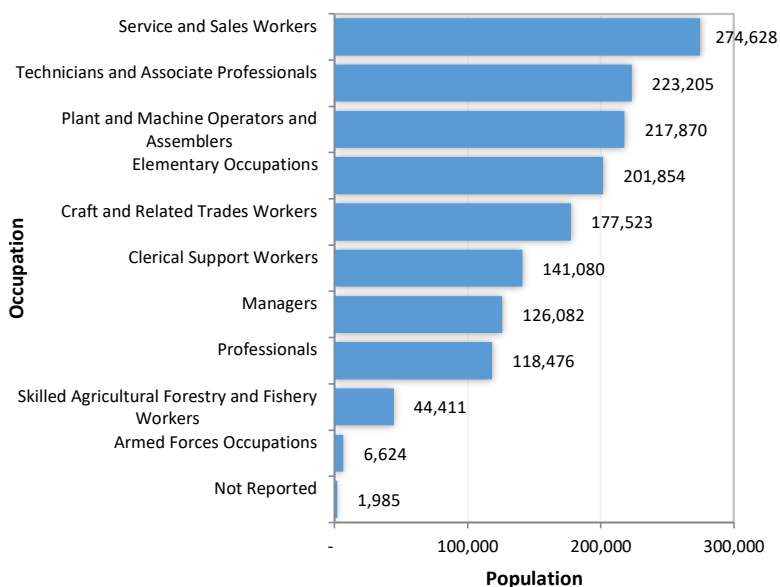


Figure 3.8 Gainful Workers by Occupation; Province of Cavite: 2015

Overseas Workers

As described by the Philippine Statistics Authority (PSA), overseas worker is a household member who is currently out of the country due to overseas employment. He/She may or may not have a specific work contract or may be presently at home on vacation but has an existing overseas employment to return to. Undocumented overseas workers are considered as overseas workers for as long as they are still considered members of the household and had been away for less than five years. However, immigrants are excluded from the census. In the Philippines, working abroad has been a trend for so long since citizens can find better work and payment in other countries than their own.

Out of the population of Cavite, 128,843 are overseas workers (OFWs) or working abroad wherein most of them are of age 45 years old and over (27.2%). It is also noticeable that most of the OFWs are male which comprises 65.3 percent of the OFWs' population while female only accounts to 34.7 percent of it.

Due to high level of migrant workers from Cavite, the provincial government is giving social program for them and their families like livelihood trainings, financial literacy and investment programs.

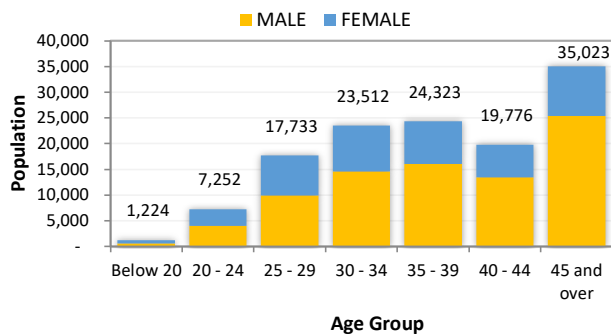


Figure 3.9 Distribution of overseas workers in terms of age group; Province of Cavite: 2015

Religious Affiliations

Religious affiliation refers to a particular system of beliefs, attitudes, emotions, and behaviors constituting man’s relationship with the powers and principalities of the universe. Through the years, Roman Catholic is the largest religion affiliation in the Philippines.

According to PSA, data on religious affiliation are required for the planning of religion-related and/or religion-sponsored activities. They may also be used in examining the ethnic characteristics of the population.

Roman Catholic remained as the largest religious affiliation in Cavite which accounts to 85.7 percent of the total population of Cavite. The next largest religion affiliation in Cavite was Iglesia ni Cristo which accounts to 3.7 percent of the population. The top 5 religions in Cavite are shown in the figure below.

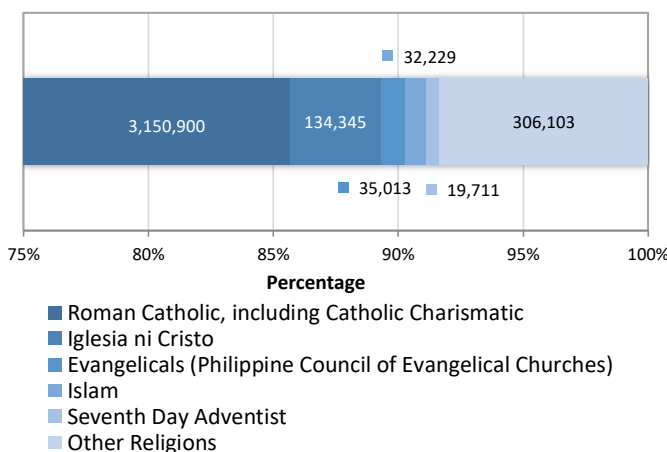


Figure 3.10 Top 5 Religious Affiliations; Province of Cavite: 2015

Household

Household population is defined by the Philippine Statistics Authority (PSA) as those “who belong to a household, a social unit wherein a group of persons sleep in the same housing unit and have a common arrangement in the preparation and consumption of food”. It is also described as “an aggregate of persons, generally but not necessarily bound by ties of kinship,

which live together or share in common the household food. Members comprise the head of the household, relatives living with him, and other persons who share the community life for reasons of work or other consideration. A person who lives alone is considered a separate household.”

The household population of the province in 2015 was 3,662,844 persons. This translates to a population of around 15,457 citizens that is considered constitutional. Meanwhile, a total of 877,767 households were recorded in Cavite. Moreover, the average household size in 2015 was 4.2 which translate in an average of four persons in Cavite living in the same roof. By city and municipality, City of Dasmariñas had the highest household population with 657,529 persons that covers up 18.0 percent of the household population. On the other hand, General Emilio Aguinaldo had the highest average household size with 5 persons in a household. Being a rural municipality plays a part to a high average population since extended family is prevalent in these areas.

Table 3.4 Household Population and Average Household Size by City/Municipality; Province of Cavite: 2015

City/Municipality	HH* Population	Number of HH*	HH* Size
1st District			
Cavite City	102,508	25,997	3.9
Kawit	83,416	21,018	4.0
Noveleta	45,824	11,648	3.9
Rosario	110,561	29,316	3.8
2nd District			
City of Bacoor	599,326	8,811	4.0
3rd District			
City of Imus	402,753	97,397	4.1
4th District			
City of Dasmariñas	657,529	147,799	4.4
5th District			
Carmona	97,360	24,427	4.0
Gen. Mariano Alvarez	154,718	34,773	4.4
Silang	242,460	58,196	4.2
6th District			
City of Gen. Trias	313,604	80,142	3.9
7th District			
Amadeo	37,296	8,811	4.2
Indang	65,419	15,016	4.4
Tanza	225,881	54,446	4.1
Trece Martires City	154,727	35,193	4.4
8th District			
Alfonso	51,756	11,820	4.4
Gen. Aguinaldo	22,186	4,414	5.0
Magallanes	22,703	4,777	4.8
Maragondon	37,684	8,339	4.5
Mendez	31,403	7,179	4.4
Naic	110,970	26,131	4.2
Tagaytay City	69,603	16,095	4.3
Ternate	23,157	5,673	4.1
CAVITE	3,662,844	877,767	4.2

Source: POPCEN 2015 Philippine Statistics Authority
*HH – household

In terms of age, members between 15 to 19 years old had the highest population. Moreover, most of the household members are of age 5 to 34 years old and

those who are in their senior years are the least (60 years and over). The population pyramid of household population bear a resemblance to that of the total population having the concentration at the bottom making Cavite a young populated province.

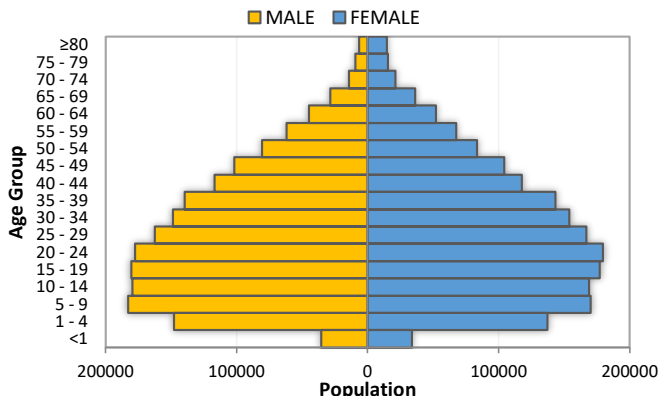


Figure 3.11 Comparison of household population by sex and age group; Province of Cavite: 2015

2018 Projected Population

Using the 2015 POPCEN data, the 2018 Cavite population was projected. At a rate of 3.37 percent, the population of Cavite grew by 397,050 persons from 3,678,301 population count of 2015 to 4,075,351 projected population count of 2018.

Table 3.5 Projected Population by City/Municipality, Province of Cavite: 2018

City/Municipality	Projected Population
1st District	361,678
Cavite City	103,782
Kawit	86,626
Noveleta	48,411
Rosario	122,859
2nd District	651,988
City of Bacoor	651,988
3rd District	476,994
City of Imus	476,994
4th District	711,833
City of Dasmariñas	711,833
5th District	549,191
Carmona	113,380
Gen. Mariano Alvarez	165,505
Silang	270,306
6th District	363,788
City of Gen. Trias	363,788
7th District	554,306
Amadeo	40,275
Indang	67,729
Tanza	250,813
Trece Martires City	195,489
8th District	405,573
Alfonso	53,806
Gen. Aguinaldo	25,461
Magallanes	23,628
Maragondon	39,183
Mendez	33,355
Naic	127,439
Tagaytay City	77,002
Ternate	25,699
Total	4,075,351

Source: POPCEN 2015 Philippine Statistics Authority

Population Density

As described by the Philippine Statistics Authority (PSA), population density is a measure of number of persons per unit land area (usually in square kilometers). The population density of Cavite in 2018 was computed using the projected population and the land area of each city/municipality as identified by the Provincial Planning and Development Office of Cavite.

Table 3.6 Projected population density; Province of Cavite: 2018

City/Municipality	Population Density
1st District	9,961
Cavite City	8,773
Kawit	6,465
Noveleta	8,948
Rosario	21,668
2nd District	12,443
City of Bacoor	12,443
3rd District	4,917
City of Imus	4,917
4th District	8,645
City of Dasmariñas	8,645
5th District	2,792
Carmona	3,667
Gen. Mariano Alvarez	17,644
Silang	1,728
6th District	3,091
City of Gen. Trias	3,091
7th District	2,034
Amadeo	841
Indang	759
Tanza	2,604
Trece Martires City	4,991
8th District	709
Alfonso	833
Gen. Aguinaldo	499
Magallanes	301
Maragondon	237
Mendez	2,001
Naic	1,482
Tagaytay City	1,164
Ternate	591
Total	2,856

Based on the projected population of 2018, Cavite has a population density of 2,856 individuals per square kilometer. Rosario is the densest city/municipality in Cavite with 21,668 individuals per square kilometer. However, Maragondon is the least dense with 237 individuals per square kilometer. In terms of legislative districts, the 8th District, the upland area of Cavite is the least dense while the 2nd District, the lone district of Bacoor City, is the densest.

The population by sex in 2018 was also predicted. It resulted to a sex ratio of 99 males for every 100 females. In terms of age, the population of Cavite can be considered young due to high percentage of young population in the province (Table 3.7). Moreover, approximately 38.74 percent of the population, a total count of 1,578,920 individuals, is considered of school-age population. The school-age population is irrespective of the existing requirements of compulsory education or

the period of education provided for in various types of schools.

Table 3.7 Projected Population by Sex and Age Group; Province of Cavite: 2018

Age Group	Total	Male	Female
All Ages	4,075,351	2,026,047	2,049,304
Under 1	76,738	39,262	37,476
1 - 4	315,696	163,569	152,127
5 - 9	391,725	202,800	188,924
10 - 14	387,588	200,098	187,490
15 - 19	400,226	202,541	197,685
20 - 24	399,382	199,334	200,048
25 - 29	367,004	181,360	185,644
30 - 34	336,948	165,986	170,962
35 - 39	314,986	155,738	159,248
40 - 44	260,687	129,899	130,788
45 - 49	228,842	113,224	115,618
50 - 54	182,372	89,583	92,789
55 - 59	143,648	68,727	74,921
60 - 64	107,350	49,541	57,809
65 - 69	71,764	31,418	40,346
70 - 74	39,251	15,747	23,504
75 - 79	27,484	10,088	17,396
80 years and over	23,660	7,133	16,527

Furthermore, the dependency ratios are also predicted. The labor force population of Cavite covers approximately 64.99 percent of the population wherein 64.60 percent of them are considered to be actually working, based on the 2009 Labor Force Participation Rate of the province. More dependents are of young age with a rate of 42.74 percent while the old age dependents have a rate of 5.92 percent (Table 3.8). Overall, Cavite has a dependency rate of 48.66 percent which can be interpreted as in every 100 working age persons, 49 persons are dependent of them. Of the 49 dependents, 43 of them are of young age and six are of old age.

Table 3.8 Dependency and Labor Force Estimate; Province of Cavite: 2018

	Male	Female	Total
Young Age Dependents	585,232	546,864	1,132,096
Old Age Dependents	62,207	94,464	156,671
Labor Force	1,310,048	1,338,629	2,648,677
Labor Force Participation	846,291	864,754	1,711,046
Estimated not in Labor	463,757	473,875	937,632
Young Age Dependency Rate			42.7419%
Old Age Dependency Rate			5.9151%
Dependency Rate			48.6570%

Urban and Rural Population

This section shows the data on urban and rural population as well as the urbanization rate or percent of urban population to the total population. The urban and rural classification was then predicted using the 2010 CPH and 2015 POPCEN. The classification of each barangay was then based on 2000 CPH, Report No. 4, National Statistics Office, June 2006.

Table 3.9 Projected urban and rural population by City/Municipality, Province of Cavite: 2018

City/Municipality	Urbanization Rate (%)	Urban Population	Rural Population
1st District			
Cavite City	8.30	8,614	95,168
Kawit	55.74	48,286	38,340
Noveleta	37.41	18,112	30,299
Rosario	10.72	4,905	40,836
2nd District			
City of Bacoor	85.83	559,623	92,365
3rd District			
City of Imus	58.72	280,069	196,925
4th District			
City of Dasmariñas	78.10	555,932	155,901
5th District			
Carmona	87.42	99,120	14,260
Gen. Mariano Alvarez	57.81	95,681	69,824
Silang	50.84	137,425	132,882
6th District			
City of Gen. Trias	85.31	310,359	53,428
7th District			
Amadeo	1.35	542	39,733
Indang	3.79	2,566	65,163
Tanza	69.25	173,696	77,117
Trece Martires City	90.79	177,490	17,999
8th District			
Alfonso	19.47	10,476	43,330
Gen. Aguinaldo	-	-	25,461
Magallanes	-	-	23,628
Maragondon	1.63	640	38,543
Mendez	7.85	2,619	30,736
Naic	33.72	42,975	84,464
Tagaytay City	30.31	23,338	53,664
Ternate	25.97	6,673	19,026
CAVITE	63.18	2,566,916	1,495,886

Source: 2010 Census of Population and POPCEN 2015 Philippine Statistics Authority

In the Philippines, the local definitions of urban and rural population as defined by the Philippine Statistics Authority are as follows:

- 1) Urban Areas:
 - a. In their entirety, all municipal jurisdictions which, whether designated chartered cities, provincial capital or not, have a population density of at least 1,000 persons per square kilometer: all barangays;
 - b. Poblaciones or central districts of municipalities and cities which have a population density of at least 500 persons per square kilometer;
 - c. Poblaciones or central districts not included in (1) and (2) regardless of the population size which have the following:
 - i. street pattern or network of streets in either parallel or right angle orientation;
 - ii. at least six establishments (commercial, manufacturing, recreational and/or personal services);
 - iii. at least three of the following:
 - a town hall, church or chapel with religious service at least once a month;

- a public plaza, park or cemetery
- market place, or building, where trading activities are carried on at least once a week;
- a public building, like a school, hospital, puericulture and health center or library.

d. Barangays having at least 1,000 inhabitants which meet the conditions set forth in (3) above and where the occupation of the inhabitants is predominantly non-farming or fishing.

2) Rural Areas:

All poblaciones or central districts and all barrios that do not meet the requirements for classification of urban.

Cavite has a degree of urbanization at 63.18 percent wherein Trece Martires City has the highest rate at 90.79 percent while Amadeo has the lowest rate at 1.63 percent. However, Gen. Emilio Aguinaldo and Magallanes have complete rural population.

Household Population

The household population and number of households were projected using the 2010 CPH and 2015 POPCEN. The table below shows the mentioned statistics of the households.

Table 3.10 Projected population density; Province of Cavite: 2018

City/Municipality	Projected Household Population	Projected Number of Household
1st District	361,143	98,395
Cavite City	103,535	27,940
Kawit	86,562	23,226
Noveleta	48,375	12,857
Rosario	122,671	34,373
2nd District	650,079	169,354
City of Bacoor	650,079	169,354
3rd District	475,437	115,576
City of Imus	475,437	115,576
4th District	709,410	161,736
City of Dasmariñas	709,410	161,736
5th District	543,745	133,912
Carmona	113,119	29,070
Gen. Mariano Alvarez	164,938	37,978
Silang	265,688	66,864
6th District	362,862	94,623
City of Gen. Trias	362,862	94,623
7th District	551,860	131,104
Amadeo	39,827	9,590
Indang	67,496	15,686
Tanza	250,352	61,747
Trece Martires City	194,184	44,080
8th District	402,882	93,858
Alfonso	53,700	12,516
Gen. Aguinaldo	25,433	4,837
Magallanes	23,654	4,967
Maragondon	39,124	8,727
Mendez	33,146	7,680
Naic	126,801	30,486
Tagaytay City	75,287	17,878
Ternate	25,737	6,767
Total	4,057,419	998,558

The projected household population of the province in 2018 was 4,057,419 persons. Meanwhile, a total of 998,558 households were projected in Cavite. By city and municipality, City of Dasmariñas remains to have the highest household population with 709,410 persons that covers up 17.48 percent of the household population.

Poverty Statistics

Poverty, as defined in the dictionary, is the “state of one who lacks usual or socially acceptable amount of money or material possessions”.

In Cavite, the annual per capita poverty threshold and poverty incidence among families have increasing trend which indicates that every three years, the minimum income of a family needs increase to afford the basic necessities. Despite these, Cavite is still considered as one of the least poor provinces in the Philippines.

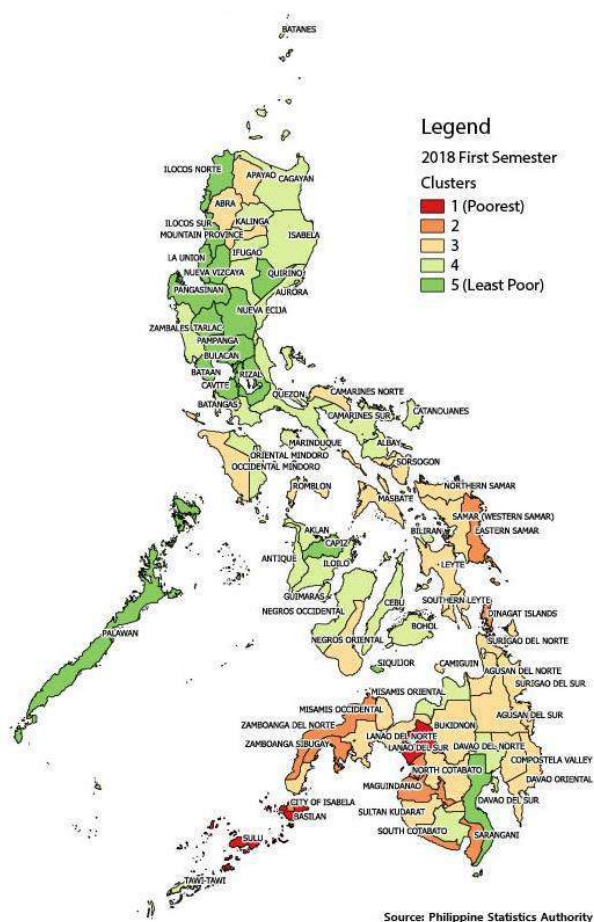


Figure 3.12 Clustering of Provinces based on Poverty Incidence: First Semester of 2018

Food and Poverty Threshold

As defined by the Philippine Statistics Authority, food threshold is the minimum income required to meet the basic food needs, satisfying the nutritional requirements set by the Food and Nutrition Research Institute (FNRI) to ensure that one remains economically and socially productive. On the other hand, poverty threshold is the minimum income required to meet the basic food and non-food needs such as clothing, fuel, light and water, housing, rental of occupied dwelling units, transportation

and communication, health and education expenses, non-durable furnishing, household operations and personal care and effects.

In the first semester of 2018, a Caviteño family of five needs to earn at least PhP 8,400.00 was needed to meet the family's basic food needs monthly. This is higher than that of the whole Philippines and Region IV-A by PhP 1,603.33 and PhP 429.17, respectively. Furthermore, at least PhP 12,033.33, on average, was needed to meet both basic food and non-food needs of a family of five in a month. Likewise, this is higher than that of the country and region by PhP 1,552.50 and PhP 760.00, respectively (Table 3.11). We can say that the cost of living in Cavite is generally higher than most of the areas in the Philippines as reflected by lower poverty threshold in national line.

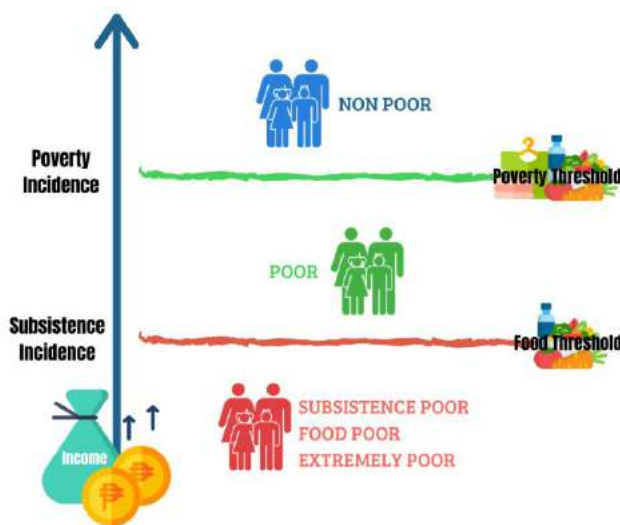
Table 3.11 Per Capita Food Threshold and Per Capita Poverty Threshold: First Semester 2015 and 2018

	Per Capita Food Threshold		Per Capita Poverty Threshold	
	2015	2018	2015	2018
Philippines	7,920	8,804	11,344	12,577
Region IV-A	9,102	9,565	12,775	13,528
Cavite	9,557	10,080	13,669	14,440

Source: Philippine Statistics Authority

Poverty among Caviteño families and individuals

As defined by PSA, poverty incidence is the proportion of families and individuals whose income is below the poverty line to the total number of families and population, respectively. On the other hand, subsistence incidence refers to the proportion of Filipinos whose incomes fall below the food threshold.



*icons from flaticon.com

Figure 3.13 Conceptual Framework of how poverty is estimated

Poverty incidence among Caviteño families was estimated at 6.0 percent in the first semester of 2018. This can be interpreted as six out of 100 families in Cavite did not have sufficient income to meet their basic food and non-food needs in the first half of 2018. This was estimated at 9.7 percent in the same period in 2015 (Table 3.12).

Table 3.12 Poverty Incidence Among Families: First Semester 2015 and 2018

	Poverty Incidence (%)		Coefficient of Variation	
	2015	2018	2015	2018
Philippines	22.2	16.1	4.8	1.1
Region IV-A	12.8	7.6	10.1	6.0
Cavite	9.7	6.0	14.1	13.2

Source: Philippine Statistics Authority

Poverty incidence among individuals was estimated at 7.9 percent which means that eight out of 100 Caviteños did not have sufficient income to meet their basic food and non-food needs in the first half of 2018. During the same period in 2015, the poverty incidence among individuals in Cavite was estimated at 13.0 percent (Table 3.13).

Table 3.13 Poverty Incidence Among Population: First Semester 2015 and 2018

	Poverty Incidence (%)		Coefficient of Variation	
	2015	2018	2015	2018
Philippines	27.6	21.0	4.5	1.1
Region IV-A	10.1	9.4	5.9	1.5
Cavite	13.0	7.9	14.6	13.4

Source: Philippine Statistics Authority

The subsistence incidence among families was estimated at 1.9 percent which means that two out of 100 families in Cavite did not have enough income needed to meet their basic food needs during the first half of 2018 (Table 3.14). Moreover, it can be noted that the subsistence incidence in Cavite is much lower than that of the country, thus, it can be said that the quality of life in Cavite is better than in most places in the country wherein 98.1 percent of families can provide their basic food needs.

Table 3.14 Subsistence Incidence Among Families: First Semester 2015 and 2018

	Subsistence Incidence (%)		Coefficient of Variation	
	2015	2018	2015	2018
Philippines	9.9	6.2	5.8	1.8
Region IV-A	4.6	2.3	13.9	9.9
Cavite	3.2	1.9	19.9	23.2

Source: Philippine Statistics Authority

The subsistence incidence among population was estimated at 2.6 percent which means that three out of 100 individuals in Cavite did not have enough income needed to meet their basic food needs during the first half of 2018 (Table 3.15).

Table 3.15 Subsistence Incidence Among Population: First Semester 2015 and 2018

	Subsistence Incidence (%)		Coefficient of Variation	
	2015	2018	2015	2018
Philippines	13.0	8.5	5.8	1.7
Region IV-A	6.3	2.9	14.4	9.8
Cavite	4.4	2.6	21.7	23.6

Source: Philippine Statistics Authority

In addition, PSA also releases other poverty-related statistics such as:

- a) **Income Gap:** measures the average income required by the poor in order to get out of poverty, expressed relative to the poverty threshold
- b) **Poverty Gap:** the income shortfall (expressed in proportion to the poverty threshold) of families with income below the poverty threshold, divided by the total number of families
- c) **Severity of Poverty:** total of the squared income shortfall (expressed in proportion to the poverty threshold) of families with income below the poverty threshold, divided by the total number of families. This is a poverty measure that is sensitive to income distribution among the poor.

In the first semester of 2018, on average, incomes of poor families were short by 24.8 percent of the poverty threshold. This increased by 1.4 from that of the first semester of 2015.

Table 3.16 *Income Gap, Poverty Gap, and Severity of Poverty: First Semester 2015 and 2018*

	Income Gap		Poverty Gap		Severity of Poverty	
	2015	2018	2015	2018	2015	2018
Philippines	29.5	26.9	6.6	4.3	2.8	1.8
Region IV-A	25.4	23.8	3.3	1.8	1.2	0.7
Cavite	23.4	24.8	2.3	1.5	0.8	0.6

Source: Philippine Statistics Authority

Present Status of Well-being

Well-being is a positive outcome that is meaningful for people and for many sectors of society. It tells the perception of an individual that his/her life is going well. Good living conditions, the like of housing and employment, are fundamental to well-being. Tracking these conditions is important for public policy.

This section talks about the present status of well-being in Cavite, specifically the status of health, social welfare, education, housing, employment and income, recreation and sports facilities, and protective services in the province.

Health

Health service delivery in Cavite has evolved into dual delivery systems of public and private provision, covering the entire range of health interventions with varying degrees of emphasis at different health care levels. Hospitals are mainly classified as general or as Department of Health (DOH) hospitals which provide services for all kinds of illnesses, diseases, injuries or deformities. It has emergency and outpatient services, primary care services, family medicine, pediatrics, internal medicine, obstetrics-gynecology, surgery including diagnostic and laboratory services, imaging facility and pharmacy. Hospitals are further categorized as Level I, II, III and Infirmiry and Custodial Psychiatric Care Facility hospitals. Level I hospitals are those emergency hospitals

that provide initial care and management to patients requiring immediate treatment as well as primary care on prevalent diseases in the locality, which includes: isolation facilities, maternity, dental clinics, 1st level x-ray, secondary clinical laboratory with consulting pathologist, blood station, and pharmacy. Level II general hospitals are those that include Level I services and departmentalized clinical services, respiratory units, ICU, HICU and HRP, high risk pregnancy unit, tertiary clinical laboratory, and 2nd level x-ray while level III general hospitals include level II services, and teaching/training, physical medicine and rehabilitation, ambulatory surgery, dialysis, tertiary laboratory, blood bank, and 3rd level x-ray.

The province of Cavite has 55 licensed hospitals providing health services of which 43 hospitals (78.18%) are private owned and 12 hospitals (21.82%) are government owned operated hospitals (Table 3.17). As of 2018, 31 general hospitals are categorized as level I hospitals, 20 level II hospitals, three Level III hospitals and one infirmiry. The Level III hospitals are De La Salle University Medical Center and St. Paul Hospital Cavite Inc. in City of Dasmariñas, and General Emilio Aguinaldo Memorial Hospital, a government hospital in Trece Martires City. Moreover, CarSiGMA District Hospital, the government hospital in Gen. Mariano Alvarez, falls under the Infirmiry category. Also, it is notable that there are no hospitals in Amadeo, Indang, Gen. Emilio Aguinaldo, Mendez, Ternate, and Magallanes (Table 3.17).

The government hospitals are funded out of the provincial government’s budget while municipal/city hospitals are financed by the municipal/city budgets. Management and financial parameters are determined primarily by the local chief executive and, in varying level of influence and technical leadership of the respective provincial/city/municipal health officer or chief of hospital.

Hospital Bed-Population Ratio

One of the indicators in measuring health service accessibility of hospital and other related facilities is sufficient hospital beds. As standard set by the Philippine Statistics Authority-National Statistics Coordination Board (PSA-NSCB), there should be one hospital bed per 1,000 population. As shown in Table 3.18, the 12 government-owned hospitals in Cavite had a combined bed capacity of 664, while private hospitals (43) had a combined bed capacity of 2,383. Bed population ratio stood at 0.76 hospital bed per 1,000 population using the 2018 projected population.

It can be said that all the districts except District 3 have reached the standard set by the government with approximately one hospital bed per 2,168 individuals. Tagaytay City with 3.97 hospital beds per 1,000 individuals with two hospitals got the highest rate followed by Cavite City with 2.80 hospital beds per 1,000 individuals in the area. It can also be said that the province has significantly sufficient hospital beds with an approximately one bed per 1,000 individual (Table 3.18).

Table 3.17 List of Licensed Government and Private Hospitals, Province of Cavite: as of December 31, 2018

City/ Municipality by District	Name of Hospital	Complete Address	Authorized Bed Capacity	Category	Classification	Service Capability
1st District						
Cavite City	1 Cavite Naval Hospital	Naval Pascual Ledesma, Fort San Felipe Cavite City	100	I	Government	Clinical Laboratory(Secondary) X-Ray, Pharmacy
	2 Dra. Olivia Salamanca Memorial District Hospital	P. Gomez St, Cavite City	50	I	Government	Clinical Laboratory(Secondary)X-Ray, Pharmacy
	3 Bautista Hospital	375 P.Burgos Ave.,Caridad Cavite City	60	II	Private	Clinical Laboratory (Tertiary, X-Ray, Pharmacy, CT-Scan
	4 A. De La Cruz Maternity Hospital	910 Crescini St.Caridad Cavite	11	I	Private	Clinical Laboratory(Secondary) X-Ray, Pharmacy
	5 Cavite Medical Center	Dalahican Cavite City	60	II	Private	Clinical Laboratory (Tertiary, X-Ray, Pharmacy, Dialysis(6)
Kawit	6 Kawit Kalayaan Hospital	San Sebastian Kawit Cavite	25	I	Government	Clinical Laboratory(Primary)
Kawit	7 Binakayan Hospital and Medical Center	179 Covelandia Rd., Brgy. Balsahan-Bisita, Binakayan Kawit Cavite	100	II	Private	Not specified
Noveleta	8 St. Martin Maternity and Pediatric Hospital	Salcedo II, Noveleta Cavite	42	I	Private	Clinical Laboratory(Secondary)X-Ray, Pharmacy
Rosario	9 E. Contreras Medical Clinic	General Trias Drive, Poblacion, Rosario Cavite	24	II	Private	Clinical Laboratory(Secondary)X-Ray, Pharmacy
	10 Our Savior Hospital, Inc.	General Trias Drive, Rosario, Cavite	25	II	Private	Clinical Laboratory(Secondary)X-Ray, Pharmacy
2nd District						
City of Bacoor	11 Bacoor District Hospital	Reyville Subdivision, Brgy. Habay II, City of Bacoor Cavite	10	I	Government	
	12 Bacoor Doctors Medical Center	Molino Boulevard, Bayanan, Bacoor Cavite	60	I	Private	Clinical Laboratory(Secondary)X-Ray, Pharmacy, Blood Station
	13 Crisostomo General Hospital	Tirona Hi-way, Dulong Bayan, City of Bacoor	20	I	Private	Clinical Laboratory(Secondary)X-Ray, Pharmacy
	14 Metro South Medical Center	National Road, Molino IV, City of Bacoor	50	II	Private	Clinical Laboratory(Tertiary) X-Ray, Pharmacy, Dialysis(5)
	15 Molino Doctors Hospital	National Road, Molino II, City of Bacoor	38	I	Private	Clinical Laboratory(Secondary)X-Ray, Pharmacy, Dialysis(6),Mammography
	16 Prime Global Care Medical Center, Inc.	Blk 3, Lots 6,7,8 Cabeza's Corner Avenida Rizal, Bahayang Pag-asa Molino V, City of Bacoor	12	I	Private	Clinical Laboratory(Secondary)X-Ray, Pharmacy
	17 Southeast Asian Medical Center, Inc.	Molino Road, Brgy. Molino II, City of Bacoor	50	II	Private	Clinical Laboratory(Tertiary, X-Ray, Pharmacy,

City/ Municipality by District	Name of Hospital	Complete Address	Authorized Bed Capacity	Category	Classification	Service Capability	
	18	St. Dominic Medical Center, Inc.	Aguinaldo Highway, Talaba, City of Bacoor	100	II	Private	CT-Scan, Mammography, HIV Testing Clinical Laboratory(Tertiary) X-Ray, Pharmacy, CT Scan, Blood Station
	19	YR - St. Michael Medical Hospital, Inc.	220 Molino II, City of Bacoor, Cavite	48	I	Private	Secondary Clinical Laboratory, X-Ray, Pharmacy, Blood Station
3rd District							
City of Imus	20	Imus Family Hospital, Inc.	Justineville II, Subdivision 2, Palico, City of Imus, Cavite	15	I	Private	Clinical Laboratory(Secondary) X-Ray, Pharmacy
	21	Medical Center Imus	Diversion Road, Palico IV, City of Imus, Cavite	90	II	Private	-
	22	Our Lady of the Pillar Medical Center	Tamsui Avenue, Bayan Luma, City of Imus, Cavite	98	II	Private	Clinical Laboratory(Tertiary) Blood Station, HIV Testing, Laboratory, Pharmacy
City of Imus	23	Paredes Primary Care Center	M. Paredes Bldg, Aguinaldo Highway, Bayan Luma IV, City of Imus	17	I	Private	Clinical Laboratory(Secondary) X-Ray, Pharmacy, Blood Station
4th District							
City of Dasmariñas	24	Asia Medic Family Hospital and Medical Center	Old Pala-pala Road, Sampaloc I, City of Dasmariñas	50	II	Private	Clinical Laboratory(Secondary) X-Ray, Pharmacy
	25	Dasmariñas City Medical Center Inc.	Salawag Crossing, Salawag, City of Dasmariñas, Cavite	60	II	Private	Clinical Laboratory(Tertiary) X-Ray, Pharmacy, CT-Scan, Blood Station
	26	De La Salle University Medical Center	Congressional Avenue, City of Dasmariñas	300	III	Private	Clinical Laboratory(Tertiary) X-Ray, Pharmacy, CT-Scan, Blood Station, HIV Testing, Mammography
	27	Emilio Aguinaldo College Medical Center	Brgy. Salitran II, City of Dasmariñas, Cavite	154	II	Private	Clinical Laboratory(Tertiary) X-Ray, Pharmacy, CT-Scan, Dialysis (4)
	28	St. Paul Hospital Cavite Inc.	Burol II, Bagong Bayan, City of Dasmariñas, Cavite	100	III	Private	Clinical Laboratory(Tertiary) X-Ray, Pharmacy
	29	Pagamutan Ng Dasmariñas	Burol I, City of Dasmariñas	119	II	Government	Not specified
5th District							
Carmona	30	Pagamutan Bayan ng Carmona	252 San Jose St. Barangay II	15	I	Government	UTZ, X-Ray, Pharmacy, Clinical Lab etc.
	31	Carmona Hospital MC	Macaria Business Center, Governor Drive, Purificacion St. Barangay Mabuhay	71	II	Private	X-ray, Ultrasound, Mammography, Pharmacy
Silang	32	Estrella Hospital	Km 43 General Aguinaldo Highway, San Miguel Silang Cavite	20	I	Private	Clinical Laboratory(Secondary) X-Ray, Pharmacy
	33	St. Mazonod Hospital Inc.	B113 L7 and 8 AFP Housing Bulihan	12	I	Private	Clinical Laboratory(Secondary)

City/ Municipality by District	Name of Hospital	Complete Address	Authorized Bed Capacity	Category	Classification	Service Capability	
General Mariano Alvarez	34	Velazco Hospital	Silang Cavite J.P. Rizal St. Sabutan Silang Cavite	25	I	Private	ry)X-Ray, Pharmacy Clinical Laboratory(Seconda ry)X-Ray, Pharmacy, Dialysis(8) Not specified
	35	Silang Doctors Hospital	M.H. Del Pilar St., San Vicente 1, Silang, Cavite	10	I	Private	Not specified
	36	Adventist University Hospital	Balbago, Tagaytay Road, Putting Kahoy	10	I	Private	Not specified
	37	Silang Specialist Medical Center	Bypass, San Vicente II, Silang Cavite	100	II	Private	Not specified
	38	San Jose Hospital and Medical Center Inc.	Governor's Drive, Brgy, Maderan GMA Cavite	15	I	Private	Clinical Laboratory(Seconda ry)X-Ray, Pharmacy
	39	CarSiGMA District Hospital	Barangay Pob. I, GMA	19	Infirmary	Government	
6th District							
City of General Trias	40	General Trias Medicare Hospital	Brgy. Pinagtipunan, City of General Trias, Cavite	10	I	Government	Clinical Laboratory(Primary)
City of General Trias	41	Divine Grace Medical Center	Bypass Road, Tejero, City of General Trias, Cavite	50	II	Private	Not specified
	42	General Trias Maternity and Pediatric Hospital	Tejero, City of General Trias, Cavite	50	I	Private	Clinical Laboratory(Seconda ry)X-Ray, Pharmacy, Dialysis(3)
	43	Gentri Doctors Medical Center Inc.	Governor's Drive Metropolis Green, Manggahan, City of General Trias Cavite	69	II	Private	Clinical Laboratory(Tertiary) X-Ray, Pharmacy, CT Scan, Blood Station, Dialysis(6)
	44	Gentri Medical Center and Hospital Inc.	Santosan St. Brgy. Manggahan, City of General Trias, Cavite	50	II	Private	Clinical Laboratory(Tertiary) X-Ray, Pharmacy, Blood Station, Dialysis(4)
7th District							
Tanza	45	JNRAL Family Corporation	A. Soriano Highway, Sahud Ulan Tanza Cavite	22	I	Private	Clinical Laboratory(Seconda ry)X-Ray, Pharmacy
Trece Martires City	46	Tanza Family General Hospital	A. Soriano Highway, Daang Amaya 2 Tanza Cavite	30	I	Private	Clinical Laboratory(Seconda ry)X-Ray, Pharmacy, Dialysis (4) CT-Scan
	47	General Emilio Aguinaldo Memorial Hospital	Brgy. Luciano Trece Martires City	284	III	Government	Clinical Laboratory(Tertiary) , Xray, Pharmacy, CT-Scan, HIV Testing, Blood Bank
	48	M.V Santiago Medical Center	Brgy. De Ocampo Trece Martires City	75	I	Private	Clinical Laboratory(Seconda ry),Xray, Pharmacy, CT-Scan, Dialysis(4)
8th District							
Alfonso	49	DLS-Dr. Rodolfo Poblete Memorial Hospital	Burgos St. Brgy 1. Alfonso Cavite	20	I	Private	Clinica Laboratory(Seconda ry) X-ray, Pharmacy
Maragondon	50	Cavite Municipal Hospital	Maragondon Cavite	10	I	Government	Clinical Laboratory(Primary) Pharmacy
Naic	51	Naic Doctors Hospital, Inc.	Daang Makina Naic Cavite	30	I	Private	Primary
	52	Naic Medicare	Antero Soriano Hi- Way	10	I	Government	Infirmary

City/ Municipality by District	Name of Hospital	Complete Address	Authorized Bed Capacity	Category	Classification	Service Capability	
Tagaytay City	53	First Filipino Saint Hospital	Governors Drive	50	I	Private	Not specified
	54	Tagaytay Hospital and Medical Center	E. Aguinaldo Highway Silang Crossing East Rotonda Tagaytay City	90	II	Private	Not specified
	55	Ospital ng Tagaytay	Kaybagal South (Poblacion), Tagaytay City	12	I	Government	Not specified

Source: Provincial Health Office, Trece Martires City

Table 3.18 Distribution of Hospital and Bed Population Ratio by City/Municipality; Province of Cavite: 2018

City/Municipality by District	Government Hospital		Private Hospital		Total		Projected Population 2018	Authorized Bed Capacity	Rate per 1000 Population
	No. of Hospital	Bed Capacity	No. of Hospital	Bed Capacity	No. of Hospital	Bed Capacity			
1 st District	3	175	7	322	10	497	361,677	520	1.44
Cavite City	2	150	3	131	5	281	103,782	291	2.80
Kawit	1	25	1	100	2	125	86,626	125	1.44
Noveleta	-	-	1	42	1	42	48,411	50	1.03
Rosario	-	-	2	49	2	49	122,859	54	0.44
2 nd District	1	10	8	378	9	388	651,988	388	0.60
City of Bacoor	1	10	8	378	9	388	651,988	388	0.60
3 rd District	-	-	4	220	4	220	476,994	220	0.46
City of Imus	-	-	4	220	4	220	476,994	220	0.46
4 th District	1	119	5	664	6	783	711,833	764	1.07
City of Dasmariñas	1	119	5	664	6	783	711,833	764	1.07
5 th District	2	34	8	263	10	297	549,191	307	0.56
Carmona	1	15	1	71	2	86	113,380	86	0.76
Gen. Mariano Alvarez	1	19	1	15	2	34	165,505	44	0.27
Silang	-	-	6	177	6	177	270,306	177	0.65
6 th District	1	10	4	219	5	229	363,788	254	0.70
City of General Trias	1	10	4	219	5	229	363,788	254	0.70
7 th District	1	284	3	127	4	411	554,306	425	0.77
Amadeo	-	-	-	-	-	-	40,275	-	-
Indang	-	-	-	-	-	-	67,729	-	-
Tanza	-	-	2	52	2	52	250,813	66	0.26
Trece Martires City	1	284	1	75	2	359	195,489	359	1.84
8 th District	3	32	4	190	7	222	405,574	239	0.59
Alfonso	-	-	1	20	1	20	53,806	20	0.37
Gen. Emilio Aguinaldo	-	-	-	-	-	-	25,461	-	-
Magallanes	-	-	-	-	-	-	23,628	-	-
Maragondon	1	10	-	-	1	10	39,183	10	0.26
Mendez	-	-	-	-	-	-	33,355	-	-
Naic	1	10	2	80	3	90	127,439	102	0.80
Tagaytay City	1	12	1	90	2	102	77,002	102	3.97
Ternate	-	-	-	-	-	-	25,699	-	-
Total	12	664	43	2383	55	3047	4,075,351	3,117	0.76

Source: Provincial Health Office, Trece Martires City

Local Health Facilities

Rural health units (RHUs) are created for every municipality to improve access to primary health care facilities and services in the barangay. RHUs are managed thru their city/municipal health officers and being staffed by doctors, nurses, midwives, medical technologists, sanitary inspectors, nutritionists and volunteer health workers. The basic health services being delivered

includes medical consultation services, treatments of minor ailments, maternal and child health care, dental health, nutrition, dispensation of drugs and medicines, on calls and attendance at home, immunization and conduct of health education, family planning, sanitation campaign and other related activities.

In 2018, Operating RHUs in the province decreased from 46 to 40. Most number of RHUs are located in City of Bacoor with seven (7) RHUs, followed by Cavite City (5), City of Imus (3), City of Dasmariñas (2), City of Gen. Trias (2), Gen. Mariano Alvarez (2), Silang (2), Kawit (2) and the rest has one (1) RHU per city/municipality.

Meanwhile, barangay health station (BHS), the primary health care facility at the barangay level, provides first aid, maternal and child health care, diagnosis of social diseases, and other basic health services to all the members of the community it is serving. It is commonly staffed by rural health midwives, barangay nutrition scholars and barangay health workers, and they follow a schedule of medical services from Monday to Friday.

Sometimes health centers schedule special medical projects or missions and conduct health education classes during weekends especially when the DOH issues health warnings and epidemic cases.

There are 616 BHS in the province. Most of them are situated in City of Dasmariñas (87), Silang (68), City of Bacoor (59) and City of Imus and City of Gen. Trias with 39 BHS (Table 3.19). Ideally, there should be one BHS per barangay. However, some far barangays whose residents have difficult access to their Barangay Health Station can obtain services from the health center of their neighboring barangay. Moreover, it is notable that Cavite City has no BHS in the municipality.

Table 3.19 Number of Rural Health Units, Barangay Health Stations and Barangay Health Workers by City/Municipality; Province of Cavite: 2017 and 2018.

City/Municipality	Number of Barangays	Rural Health Units		Barangay Health Stations		Barangay Health Workers	
		2017	2018	2017	2018	2017	2018
1st District	143	9	9	57	44	319	298
Cavite City	84	5	5	0	0	70	71
Kawit	23	2	2	23	21	85	94
Noveleta	16	1	1	13	3	35	6
Rosario	20	1	1	21	20	129	127
2nd District	73	7	7	59	59	141	146
City of Bacoor	73	7	7	59	59	141	146
3rd District	97	3	3	39	39	312	370
City of Imus	97	3	3	39	39	312	370
4th District	75	2	2	88	87	304	337
City of Dasmariñas	75	2	2	88	87	304	337
5th District	105	5	5	104	108	427	416
Carmona	14	1	1	12	12	99	98
Gen. Mariano Alvarez	27	2	2	27	28	92	98
Silang	64	2	2	65	68	236	220
6th District	33	8	2	38	39	350	293
City of Gen. Trias	33	8	2	38	39	350	293
7th District	116	4	4	97	101	457	462
Amadeo	26	1	1	14	14	72	77
Indang	36	1	1	31	33	105	106
Tanza	41	1	1	36	37	225	215
Trece Martires City	13	1	1	16	17	55	64
8th District	187	8	8	145	139	1175	1175
Alfonso	32	1	1	25	27	221	235
Gen. E. Aguinaldo	14	1	1	10	10	142	139
Magallanes	16	1	1	11	11	92	91
Maragondon	27	1	1	11	11	310	360
Mendez-Nuñez	24	1	1	24	17	89	88
Naic	30	1	1	28	27	213	152
Tagaytay City	34	1	1	34	34	51	51
Ternate	10	1	1	2	2	57	59
Total	829	46	40	627	616	3,485	3,497

Source: Provincial Health Office, Trece Martires City

Health Human Resources

The health human resources are the main drivers of the health care system and are essential for the efficient management and operation of the public health system. There are 60 doctors, 34 dentists, 173 nurses and 330 midwives employed in the city/municipal health offices. These resulted to the doctor-population ratio of 1:67,923 and dentist-population ratio of 1: 119,863. As observed, these figures are too far to the standard doctor-population ratio of 1:20,000 and dentist-population ratio of 1:20,000. It is also noted that nurses comprising

28.98% of the total number of health personnel, has led to nurse-to-population ratio of 1:23,557, and not so far with the standard ratio of 1:20,000. Moreover, midwives had marked the ratio of 1: 12,350 against the standard ratio of 1:5,000 (Table 3.20).

Based on the data, there is need to increase in numbers of key health personnel in the province to provide necessary healthcare services to the people.

Table 3.20 Health Manpower to Population Ratio by City/Municipality; Province of Cavite: 2018

City/Municipality by District	2018 Projected Population	Doctors	Doctors-Population Ratio	Dentists	Dentist-Population Ratio	Nurses	Nurse-Population Ratio	Midwives	Midwives-Population Ratio
1st District	361,677	13	1: 27,821	7	1: 51,668	27	1: 13,395	46	1: 7,863
Cavite City	103,782	8	1: 12,973	1	1: 103,782	9	1: 11,531	20	1: 5,189
Kawit	86,626	2	1: 43,313	2	1: 43,313	5	1: 17,325	9	1: 9,625
Noveleta	48,411	1	1: 48,411	1	1: 48,411	3	1: 16,137	2	1: 24,206
Rosario	122,859	2	1: 61,429	3	1: 40,953	10	1: 12,286	15	1: 8,191
2nd District	651,988	8	1: 81,499	7	1: 93,141	27	1: 24,148	36	1: 18,111
City of Bacoor	651,988	8	1: 81,499	7	1: 93,141	27	1: 24,148	36	1: 18,111
3rd District	476,994	3	1: 158,998	3	1: 158,998	15	1: 31,800	32	1: 14,906
City of Imus	476,994	3	1: 158,998	3	1: 158,998	15	1: 31,800	32	1: 14,906
4th District	711,833	3	1: 237,278	0	0 237,278	23	1: 30,949	63	1: 11,299
City of Dasmariñas	711,833	3	1: 237,278	0	0 237,278	23	1: 30,949	63	1: 11,299
5th District	549,191	12	1: 45,766	4	1: 137,298	15	1: 36,613	57	1: 9,635
Carmona	113,380	7	1: 16,197	2	1: 56,690	4	1: 28,345	15	1: 7,559
Gen. Mariano Alvarez	165,505	1	1: 165,505	1	1: 165,505	4	1: 41,376	20	1: 8,275
Silang	270,306	4	1: 67,577	1	1: 270,306	7	1: 38,615	22	1: 12,287
6th District	363,788	3	1: 121,263	3	1: 121,263	14	1: 25,985	19	1: 19,147
City of Gen. Trias	363,788	3	1: 121,263	3	1: 121,263	14	1: 25,985	19	1: 19,147
7th District	554,306	8	1: 69,288	4	1: 138,577	31	1: 17,881	36	1: 15,397
Amadeo	40,275	1	1: 40,275	0	0 40,275	4	1: 10,069	5	1: 8,055
Indang	67,729	1	1: 67,729	1	1: 67,729	9	1: 7,525	8	1: 8,466
Tanza	250,813	4	1: 62,703	1	1: 250,813	12	1: 20,901	13	1: 19,293
Trece Martires City	195,489	2	1: 97,745	2	1: 97,745	6	1: 32,582	10	1: 19,549
8th District	405,574	10	1: 40,557	6	1: 67,596	21	1: 19,313	41	1: 9,892
Alfonso	53,806	1	1: 53,806	0	0 53,806	2	1: 26,903	4	1: 13,451
Gen. E. Aguinaldo	25,461	1	1: 25,461	0	0 25,461	1	1: 25,461	3	1: 8,487
Magallanes	23,628	1	1: 23,628	1	1: 23,628	2	1: 11,814	5	1: 4,726
Maragondon	39,183	1	1: 39,183	1	1: 39,183	1	1: 39,183	5	1: 7,837
Mendez	33,355	1	1: 33,355	1	1: 33,355	4	1: 8,339	4	1: 8,339
Naic	127,439	3	1: 42,480	1	1: 127,439	6	1: 21,240	16	1: 7,965
Tagaytay City	77,002	1	1: 77,002	1	1: 77,002	4	1: 19,250	3	1: 25,667
Ternate	25,699	1	1: 25,699	1	1: 25,699	1	1: 25,699	1	1: 25,699
Total	4,075,351	60	1: 67,923	34	1: 119,863	173	1: 23,557	330	1: 12,350

Source: Provincial Health Office, Trece Martires City

Vital Health Indices

Vital health indices are the indicators that measure the total health condition in a certain locality or area.

Crude birth rate is the ratio of live births per 1,000 population during a given period. In 2018, the crude birth rate in the province is nine births per 1,000 total populations, compared to 11 per 1,000 total populations in 2016, which recorded a decrease of three live birth rate level.

Crude death rate (CDR) is the number of deaths per 1,000 population during a given period. CDR slightly decreased from four in 2017 to three in 2018. This is the

ratio of the number of deaths occurring within one year to the mid-year population expressed per 1,000 populations (Table 3.21). It is "crude" in the sense that all ages are represented in the rate and does not take into account the variations in risks of dying at particular ages. It can be noted that CDR is inversely proportional to the crude birth rate in the province in such that as the crude birth rate decreases the crude death rate increases.

Infant Mortality Rate refers to the number of deaths among infants (below one-year) per 1,000 live births. The province's infant mortality rate for the year 2018 is nine

per 1,000 live births which increased from the previous year's rate of eight per 1,000 live births.

Maternal mortality rate includes deaths of women during pregnancy, at childbirth or in the period after childbirth related to pregnancy and giving birth per 1,000 live births. There was a huge increase in the maternal mortality rate from 31.81% in 2017 to 40% in 2018. Having a physician, nurse or midwife who has formal training present during the birth decreases the maternal mortality rate (Table 3.22).

Table 3.21 Crude Birth Rate and Crude Death Rate; Province of Cavite: 2014-2018

Year	Crude Birth Rate	Crude Death Rate
2014	13.43	2.71
2015	12.03	3.41
2016	11.07	3.44
2017	11.11	3.64
2018	9.00	3.00

Source: Provincial Health Office, Trece Martires City

Table 3.22 Infant Mortality Rate and Maternal Mortality Rate; Province of Cavite: 2014-2018

Year	Infant Mortality Rate	Maternal Mortality Rate
2014	9.00	51.00
2015	10.94	52.00
2016	12.13	54.91
2017	8.17	31.81
2018	9.00	40.00

Source: Provincial Health Office, Trece Martires City

Ten Leading Causes of Morbidity

Morbidity and mortality statistics provide basic information for the management of healthcare systems, and for planning and evaluation of health service delivery.

Morbidity refers to having a disease or a symptom of a disease, or the amount of a disease within a population. In 2018, the ten leading causes of morbidity were Acute Upper Respiratory Tract Infection with a rate of 2,772 per 100,000 individuals, followed by hypertension (925), acute lower respiratory (681), accidents (504), disorder of the urinary system (501), dermatosis (424), diabetes mellitus (137), intestinal infectious diseases (119), disorder of the gastrointestinal tract ear infections (99), and diseases of the oral cavity, salivary gland, jaw (89) (Table 3.23).

Table 3.23 Ten Leading Causes of Morbidity (Rate per 100,000 population); Province of Cavite: 2018

No.	Cases	Number	Rate/100,000 population
1	Acute Upper Respiratory Tract Infections	112,324	2,772
2	Hypertension	37,475	925
3	Acute Lower Respiratory Tract Infection	27,624	681
4	Accidents	20,436	504
5	Disorder of the Urinary System	20,303	501
6	Dermatosis	17,201	424
7	Diabetes Mellitus	5,586	137

Table 3.23 continued...

No.	Cases	Number	Rate/100,000 population
8	Intestinal Infectious Diseases	4,822	119
9	Disorder of the Gastrointestinal Tract	4,023	99
10	Diseases of the Oral Cavity, Salivary Gland, Jaw	3,606	89

Source: Provincial Health Office, Trece Martires City

Ten Leading Causes of Mortality

Mortality is the intensity of death in a population. It is sometimes used to mean the frequency of deaths in a population.

The Cavite Provincial Health Office has recorded that the top ten causes of mortality in the province are heart diseases (101 per 100,000 population), pneumonia (55), followed by malignant neoplasms (30), hypertensive diseases (20), accidents (16), renal diseases (15), diabetes mellitus (13), cardiovascular (13), chronic obstructive tuberculosis (9) and pregnancy complications (7) (Table 3.24).

Table 3.24 Ten Leading Causes of Mortality (Rate per 100,000 population); Province of Cavite: 2018

No.	Cases	Number	Rate/100,000 population
1	Heart Diseases	4125	101
2	Pneumonia	2238	55
3	Malignant Neoplasm	1221	30
4	Hypertensive Diseases	846	20
5	Accidents	687	16
6	Renal Diseases	632	15
7	Diabetes Mellitus	542	13
8	Cardiovascular Diseases	536	13
9	Tuberculosis	382	9
10	Pregnancy Complications	293	7

Source: Provincial Health Office, Trece Martires City

Ten Leading Causes of Infant, Child and Adolescent Mortality

Infant Mortality refers to death of infants under one year of age. In Cavite, the first ten leading causes of infant deaths for the year 2018 are complications during pregnancy, labor and delivery, respiratory and cardiovascular disorder, pneumonia, congenital malformation, intestinal infectious diseases, metabolic disorder, disorder of the nervous system, heart diseases, hemorrhagic disorder, sepsis, lung diseases due to external agents, disorder of the nervous system, acute respiratory tract infection, and blood dyscrasia (Table 3.25). With this data, the DOH is still working to achieve the 100% medical facility deliveries in the province.

Table 3.25 Leading Causes of Mortality among Infants; Province of Cavite: 2018

No.	Cases	Number of Cases
1	Complications during pregnancy, labor and delivery	186
2	Respiratory and cardiovascular Disorder	76
3	Pneumonia	67
4	Congenital Malformation	30
5	Intestinal infectious diseases	20
6	Metabolic disorder	19
7	Disorder of the nervous system	13
8	Heart Diseases	11
9	Acute Respiratory Tract Infection	10
10	Blood Dyscrasia	8

Source: Provincial Health Office, Trece Martires City

Child mortality refers to the death of children under the age of 14 and encompasses neonatal mortality, under-5 mortality, and mortality of children aged 5-14. Many child deaths are unreported due to variety of reasons like lack of death registration and lack of data on child migrants (UNICEF 2018). In Cavite, the leading causes of child mortality are pneumonia, acute upper respiratory infections, heart diseases, accidents, congenital malformation, intestinal infectious disease, metabolic disorders, helminthiasis, arthropod borne viral and hemorrhagic fever, and burns and corrosions.

Table 3.26 Leading Causes of Mortality among Children; Province of Cavite: 2018

No.	Cases	Number of Cases
1	Pneumonia	54
2	Acute Upper Respiratory Tract Infection	38
3	Heart Diseases	31
4	Accidents	27
5	Congenital Malformation	13
6	Intestinal Infectious Diseases	13
7	Metabolic Disorder	12
8	Helminthiasis	8
9	Arthropod Borne Viral and Hemorrhagic Fever	7
10	Burns and Corrosions	7

Source: Provincial Health Office, Trece Martires City

On the other hand, adolescent mortality refers to the death of children under the age of 15 to 19. Mortality rates are low in adolescents compared with other age groups. The leading causes of adolescent mortality in the province are accidents, pneumonia, heart disease, malignant neoplasm, renal disease, metabolic disorder, congenital malformation, arthropod borne viral and hemorrhagic fever, tuberculosis, and disorder of the nervous system.

Table 3.27 Leading Causes of Mortality among Adolescents; Province of Cavite: 2018

No.	Cases	Number of Cases
1	Accidents	59
2	Pneumonia	43
3	Heart Diseases	37
4	Malignant Neoplasm	16
5	Renal Disease	15
6	Metabolic Disorder	7
7	Congenital Malformation	5
8	Arthropod Borne Viral and Hemorrhagic Fever	5
9	Tuberculosis	4
10	Disorder of the Nervous System	4

Source: Provincial Health Office, Trece Martires City

Operation Timbang Plus

Operation Timbang (OPT) Plus is the annual weighing and height measurement of all preschool children 0-59 months old and children 60-71 months old who are not yet in school and done in communities. OPT Plus is done to identify and locate the malnourished children for referral to relevant nutrition and nutrition-related services. OPT Plus data are also used for local nutrition action planning, particularly in quantifying the prevalence of wasted, stunted, underweight, overweight and obese children who will be prioritized for interventions in the community.

In 2018, about 550,172 children ages 0-59 months old are targeted for OPT Plus, of which 55.49 percent or 305,272 have been subjected to weighing (Table 28).

From the weighed children, 282,281 children are categorized normal that results to a normal weight prevalence rate of 92.47 percent. On the other hand, there are 8,904 underweight and 4,064 severely underweight children with a prevalence rate of 2.92 and 1.33 respectively. Moreover, 10,023 children are considered overweight leading to a prevalence rate of 3.28. In terms of underweight prevalence, the municipality of Naic got the highest prevalence of 7.24 percent while in terms of severely underweight prevalence, Trece Martires City acquired the highest at 3.55 percent. Meanwhile, Tagaytay City got .00 underweight and severely underweight rate which means that almost all children weighed in their localities are of normal weight (Table 3.29).

Furthermore, in terms of height, 17,437 children (5.71%) are considered tall for their age, 256,668 children (84.08%) are of normal height, 19,969 children are stunted (6.54%), and 10,935 children (3.58%) are severely stunted (Table 3.30). In addition, 8,421 children (2.76%) are considered obese for their height, 10,900 children (3.57%) are overweight, 9,000 children (2.95%) are wasted, and 5,539 children (1.81%) are severely wasted (Table 3.31).

Table 3.28 Operation Timbang Coverage among 0-59 Months Old Preschool Children by City/Municipality; Province of Cavite: 2018

City/ Municipality	2018 Projected Population	Estimated Number of Preschoolers (13.5%)	Number of PS Weighed	% Coverage
1st District	361,677	48,826	25,260	51.73
Cavite City	103,782	14,011	6,537	46.66
Kawit	86,626	11,694	5,997	51.28
Noveleta	48,411	6,536	3,015	46.13
Rosario	122,859	16,586	9,711	58.55
2nd District	651,988	88,018	48,916	55.57
City of Bacoor	651,988	88,018	48,916	55.57
3rd District	476,994	64,394	28,958	44.97
City of Imus	476,994	64,394	28,958	44.97
4th District	711,833	96,097	55,348	57.60
City of Dasmariñas	711,833	96,097	55,348	57.60
5th District	549,191	74,141	36,617	49.39
Carmona	113,380	15,306	7,606	49.69
Gen. Mariano Alvarez	165,505	22,343	11,382	50.94
Silang	270,306	36,491	17,629	48.31
6th District	363,788	49,111	26,702	54.37
City of Gen. Trias	363,788	49,111	26,702	54.37
7th District	554,306	74,831	53,559	71.57
Amadeo	40,275	5,437	2,641	48.57
Indang	67,729	9,143	5,671	62.02
Tanza	250,813	33,860	26,052	76.94
Trece Martires City	195,489	26,391	19,195	72.73
8th District	405,574	54,752	29,912	54.63
Alfonso	53,806	7,264	4,355	59.95
Gen. E. Aguinaldo	25,461	3,437	1,585	46.11
Magallanes	23,628	3,190	1,675	52.51
Maragondon	39,183	5,290	3,042	57.51
Mendez	33,355	4,503	2,755	61.18
Naic	127,439	17,204	8,298	48.23
Tagaytay City	77,002	10,395	6,102	58.70
Ternate	25,699	3,469	2,100	60.53
Total	4,075,351	550,172	305,272	55.49

Source: Provincial Health Office, Trece Martires City

Table 3.29 Operation Timbang Results (Weight by Age) among 0-59 Months Old Preschool Children by City/Municipality; Province of Cavite: 2018

City/Municipality	Overweight		Normal		Underweight		Severely Underweight	
	No.	Prevalence Rate	No.	Prevalence Rate	No.	Prevalence Rate	No.	Prevalence Rate
1st District	1,184	4.69	22,715	89.92	974	3.86	387	1.53
Cavite City	350	5.35	5,788	88.54	265	4.05	134	2.05
Kawit	197	3.28	5,538	92.35	210	3.50	52	0.87
Noveleta	100	3.32	2,705	89.72	151	5.01	59	1.96
Rosario	537	5.53	8,684	89.42	348	3.58	142	1.46
2nd District	2,137	4.37	43,669	89.27	2,354	4.81	756	1.55
City of Bacoor	2137	4.37	43,669	89.27	2354	4.81	756	1.55
3rd District	423	1.46	27,874	96.26	489	1.69	172	0.59
City of Imus	423	1.46	27,874	96.26	489	1.69	172	0.59
4th District	920	1.66	53,325	96.34	782	1.41	321	0.58
City of Dasmariñas	920	1.66	53,325	96.34	782	1.41	321	0.58
5th District	2,053	5.61	32,150	87.80	1,594	4.35	820	2.24
Carmona	470	6.18	6,866	90.27	205	2.70	65	0.85
Gen. Mariano Alvarez	586	5.15	10,056	88.35	495	4.35	245	2.15
Silang	997	5.66	15,228	86.38	894	5.07	510	2.89
6th District	826	3.09	24,539	91.90	936	3.51	401	1.50
City of Gen. Trias	826	3.09	24,539	91.90	936	3.51	401	1.50
7th District	1,484	2.77	50,546	94.37	635	1.19	894	1.67
Amadeo	189	7.16	2,332	88.30	44	1.67	76	2.88
Indang	348	6.14	5,108	90.07	159	2.80	56	0.99
Tanza	461	1.77	25,287	97.06	224	0.86	80	0.31
Trece Martires City	486	2.53	17819	92.83	208	1.08	682	3.55
8th District	996	3.33	27,463	91.81	1,140	3.81	313	1.05
Alfonso	133	3.05	4,068	93.41	115	2.64	39	0.90
Gen. E. Aguinaldo	70	4.42	1,422	89.72	70	4.42	23	1.45
Magallanes	40	2.39	1,553	92.72	63	3.76	19	1.13
Maragondon	175	5.75	2,690	88.43	127	4.17	50	1.64
Mendez	162	5.88	2,501	90.78	85	3.09	7	0.25
Naic	290	3.49	7,253	87.41	601	7.24	154	1.86
Tagaytay City	97	1.59	6,005	98.41	0	0.00	0	0.00
Ternate	29	1.38	1,971	93.86	79	3.76	21	1.00
Total	10,023	3.28	282,281	92.47	8,904	2.92	4,064	1.33

Source: Provincial Health Office, Trece Martires City

Table 3.30 Operation Timbang Results (Height by Age) among 0-59 Months Old Preschool Children by City/Municipality; Province of Cavite: 2018

City/Municipality	Tall		Normal		Stunted		Severely Stunted	
	No.	Prevalence Rate	No.	Prevalence Rate	No.	Prevalence Rate	No.	Prevalence Rate
1st District	1,720	6.81	20,274	80.26	2,009	7.95	1,257	4.98
Cavite City	444	6.79	5389	82.44	426	6.52	278	4.25
Kawit	436	7.27	5049	84.19	342	5.70	170	2.83
Noveleta	143	4.74	2401	79.64	310	10.28	161	5.34
Rosario	697	7.18	7435	76.56	931	9.59	648	6.67
2nd District	4,053	8.29	37,602	76.87	4,968	10.16	2,293	4.69
City of Bacoor	4053	8.29	37602	76.87	4968	10.16	2293	4.69
3rd District	1,324	4.57	27,221	94.00	305	1.05	106	0.37
City of Imus	1324	4.57	27221	94.00	305	1.05	106	0.37
4th District	1,641	2.96	51,337	92.75	1,610	2.91	760	1.37
City of Dasmariñas	1641	2.96	51337	92.75	1610	2.91	760	1.37
5th District	3,105	8.48	27,549	75.24	3,502	9.56	2,453	6.70
Carmona	453	5.96	6379	83.87	488	6.42	278	3.66
Gen. Mariano Alvarez	1101	9.67	8445	74.20	1079	9.48	757	6.65
Silang	1551	8.80	12725	72.18	1935	10.98	1418	8.04
6th District	1,273	4.77	22,703	85.02	1,764	6.61	962	3.60
City of Gen. Trias	1273	4.77	22703	85.02	1764	6.61	962	3.60
7th District	2,804	5.24	45,893	85.69	2,892	5.40	1,717	3.21
Amadeo	217	8.22	1842	69.75	346	13.10	236	8.94
Indang	267	4.71	4832	85.21	402	7.09	170	3.00
Tanza	1197	4.59	24190	92.85	449	1.72	217	0.83
Trece Martires City	1123	5.85	15029	78.30	1695	8.83	1094	5.70
8th District	1,517	5.07	24,089	80.53	2,919	9.76	1,387	4.64
Alfonso	191	4.39	3685	84.62	352	8.08	127	2.92
Gen. E. Aguinaldo	59	3.72	1242	78.36	191	12.05	93	5.87
Magallanes	58	3.46	1254	74.87	221	13.19	142	8.48
Maragondon	134	4.40	2458	80.80	263	8.65	187	6.15
Mendez	112	4.07	2345	85.12	253	9.18	45	1.63
Naic	694	8.36	5860	70.62	1108	13.35	636	7.66
Tagaytay City	166	2.72	5484	89.87	361	5.92	91	1.49
Ternate	103	4.90	1761	83.86	170	8.10	66	3.14
Total	17,437	5.71	256,668	84.08	19,969	6.54	10,935	3.58

Source: Provincial Health Office, Trece Martires City

Table 3.31 Operation Timbang Results (Height by Weight) among 0-59 Months Old Preschool Children by City/Municipality; Province of Cavite: 2018

City/Municipality	Obese		Overweight		Normal		Wasted		Severely Wasted	
	No.	Prevalence Rate	No.	Prevalence Rate	No.	Prevalence Rate	No.	Prevalence Rate	No.	Prevalence Rate
1st District	1,055	4.18	1,184	4.69	21,450	84.92	988	3.91	583	2.31
Cavite City	198	3.03	268	4.10	5733	87.70	211	3.23	127	1.94
Kawit	165	2.75	215	3.59	5259	87.69	232	3.87	126	2.10
Noveleta	105	3.48	142	4.71	2544	84.38	141	4.68	83	2.75
Rosario	587	6.04	559	5.76	7914	81.50	404	4.16	247	2.54
2nd District	1,806	3.69	2,505	5.12	40,927	83.67	2,410	4.93	1,268	2.59
City of Bacoor	1806	3.69	2505	5.12	40927	83.67	2410	4.93	1,268	2.59
3rd District	145	0.50	287	0.99	28,149	97.21	230	0.79	144	0.50
City of Imus	145	0.50	287	0.99	28149	97.21	230	0.79	144	0.50
4th District	642	1.16	877	1.58	52,731	95.27	755	1.36	343	0.62
City of Dasmariñas	642	1.16	877	1.58	52731	95.27	755	1.36	343	0.62
5th District	1,795	4.90	2,205	6.02	29,892	81.63	1,598	4.36	1,113	3.04
Carmona	312	4.10	403	5.30	6649	87.42	159	2.09	69	0.91
Gen. Mariano	551	4.84	605	5.32	9302	81.73	541	4.75	383	3.36
Silang	932	5.29	1197	6.79	13941	79.08	898	5.09	661	3.75
6th District	739	2.77	1,000	3.75	23,437	87.77	1,021	3.82	505	1.89
City of Gen. Trias	739	2.77	1000	3.75	23437	87.77	1021	3.82	505	1.89
7th District	1,219	2.28	1,589	2.97	48,634	90.80	998	1.86	1,116	2.08
Amadeo	139	5.26	133	5.04	2227	84.32	87	3.29	55	2.08
Indang	223	3.93	339	5.98	4949	87.27	99	1.75	61	1.08
Tanza	382	1.47	477	1.83	24732	94.93	291	1.12	211	0.81
Trece Martires City	475	2.47	640	3.33	16726	87.14	521	2.71	789	4.11
8th District	1,020	3.41	1,253	4.19	26,172	87.50	1,000	3.34	467	1.56
Alfonso	132	3.03	158	3.63	3833	88.01	162	3.72	70	1.61
Gen. E. Aguinaldo	49	3.09	91	5.74	1375	86.75	39	2.46	31	1.96
Magallanes	68	4.06	88	5.25	1460	87.16	38	2.27	21	1.25
Maragondon	186	6.11	144	4.73	2597	85.37	69	2.27	46	1.51
Mendez	116	4.21	165	5.99	2384	86.53	70	2.54	20	0.73
Naic	310	3.74	407	4.90	6895	83.09	458	5.52	228	2.75
Tagaytay City	123	2.02	151	2.47	5681	93.10	111	1.82	36	0.59
Ternate	36	1.71	49	2.33	1947	92.71	53	2.52	15	0.71
Total	8,421	2.76	10,900	3.57	271,392	88.90	9,000	2.95	5,539	1.81

Source: Provincial Health Office, Trece Martires City

Barangay Nutrition Scholars

Barangay Nutrition Scholar (BNS) is a barangay-based worker appointed by the Punong Barangay and registered by the Provincial Health Office through the Municipal Health Office and has undergone the required training in accordance with law and regulations and responsible for the delivery of nutrition and related services particularly to target beneficiaries.

BNS are considered to be the frontliners in providing the basic health and nutrition services to their communities. One of the responsibilities of barangay nutrition scholars is identifying malnourished children by visiting each house in their area and weighing each child of the household and monitoring their progress through a systematic nutrition program. It is called Operation Timbang (OPT). They measure the height of the children, using a height board, and also their weight and then calculate whether these are right for their age.

Table 3.32 shows that there were 910 barangay nutrition scholars in Cavite. The City of Dasmariñas has the most number of BNS with 165, followed by City of Imus with 97 BNS and City of Gen. Trias with 75 BNS. The municipality of Ternate has the least number of BNS (10).

Table 3.32 Number of Barangay Nutrition Scholars by City/Municipality, Cavite Province: 2018

City/Municipality	2018 Projected Population	Number of Barangays	Number of Barangay Nutrition Scholars
1st District	361,677	143	90
Cavite City	103,782	84	35
Kawit	86,626	23	14
Novleta	48,411	16	18
Rosario	122,859	20	23
2nd District	651,988	73	74
City of Bacoor	651,988	73	74
3rd District	476,994	97	97
City of Imus	476,994	97	97
4th District	711,833	75	165
City of Dasmariñas	711,833	75	165
5th District	549,191	105	105
Carmona	113,380	14	12
Gen. Mariano Alvarez	165,505	27	29
Silang	270,306	64	64
6th District	363,788	33	75
City of Gen. Trias	363,788	33	75
7th District	554,306	116	132
Amadeo	40,275	26	18
Indang	67,729	36	19
Tanza	250,813	41	52
Trece Martires City	195,489	13	43
8th District	405,574	187	172
Alfonso	53,806	32	32
Gen. E. Aguinaldo	25,461	14	16
Magallanes	23,628	16	16
Maragondon	39,183	27	27
Mendez	33,355	24	21
Naic	127,439	30	14
Tagaytay City	77,002	34	36
Ternate	25,699	10	10
Total	4,075,351	829	910

Source: Provincial Health Office, Trece Martires City

Social Welfare and Development

The Provincial Social Welfare and Development Office (PSWDO) is the provincial office responsible for the protection of the social welfare rights of Filipinos and promotes social development. PSWDO envisions Cavite to be a province where the poor, vulnerable and disadvantaged individuals, families and communities are empowered for an improved quality of life.

Being the lead agency in social welfare and development, PSWDO exercises the following functions:

- Advocates for a just and responsive social welfare and development legislative agenda, policies and plans as well as ensuring their effective implementation;
- Develops and enriches existing programs and services for specific groups, such as children and youth, women, family and communities, solo parent, older persons and persons with disabilities (PWDs); and
- Provides social protection of the poor, vulnerable and disadvantaged sector and also gives augmentation funds to local government units for delivery of social welfare and development (SWD) services to depressed municipalities and barangays and provides protective services to individuals, families and communities in crisis situations.

Day Care Services

Day care centers are established to help in the values formation and socialization of children aged 3 to 6 years old in the absence of their mothers during working hours. Day Care Services are manned by day care workers who are skilled with early childhood education knowledge to prepare children for grade school.

In accordance with Republic Act 6972, also known as the Barangay-Level Total Development and Protection of Children Act, Filipino children up to six (6) years of age deserve the best care and attention at the family and community levels which calls for the establishment of a day care center in every barangay.

Based on gathered reports from City/Municipal Social Welfare and Development Offices, , there are 825 Day Care Centers that cater to a total of 49,310 day care enrollees in 2018. Out of the total enrollees, there are 240 children with disability, 142 male and 98 female students.

Table 3.33 Number of Barangays, Day Care Centers, Enrollees and Teachers, Province of Cavite: 2018

City/ Municipality	No. of Brgys.	Day Care Centers	Day Care Workers			Day Care Children			Number of PWDs (Children)		
			Male	Female	Total	Male	Female	Total	Male	Female	Total
1st District	143	96	2	83	85	2,308	2,440	4,748	0	2	2
Cavite City	84	36	0	36	36	642	654	1,296	0	0	0
Kawit	23	24	0	12	12	551	649	1,200	0	0	0
Noveleta	16	15	0	16	16	257	295	552	0	2	2
Rosario	20	21	2	19	21	858	842	1,700	0	0	0
2nd District	73	72	2	96	98	3,332	3,329	6,661	6	2	8
City of Bacoor	73	72	2	96	98	3,332	3,329	6,661	6	2	8
3rd District	97	78	0	78	78	2,496	2,529	5,025	6	2	8
City of Imus	97	78	0	78	78	2,496	2,529	5,025	6	2	8
4th District	75	107	0	102	102	4,068	4,010	8,078	2	2	4
City of Dasmariñas	75	107	0	102	102	4,068	4,010	8,078	2	2	4
5th District	105	105	0	108	108	3,795	3,361	7,156	0	0	0
Carmona	14	13	0	13	13	597	618	1,215	0	0	0
Gen. Mariano Alvarez	27	37	0	37	37	1,992	1,726	3,718	0	0	0
Silang	64	55	0	58	58	1,206	1,017	2,223	0	0	0
6th District	33	66	0	72	72	1,781	1,803	3,584	8	3	11
City of Gen. Trias	33	66	0	72	72	1,781	1,803	3,584	8	3	11
7th District	116	114	0	119	119	3,902	4,393	8,295	107	86	193
Amadeo	26	5	0	8	8	149	143	292	0	0	0
Indang	36	26	0	31	31	427	401	828	0	1	1
Tanza	41	42	0	39	39	1,305	1,870	3,175	0	0	0
Trece Martires City	13	41	0	41	41	2,021	1,979	4,000	107	85	192
8th District	187	187	1	171	172	2,853	2,910	5,763	13	1	14
Alfonso	32	25	0	25	25	427	442	869	2	0	2
Gen. E. Aguinaldo	14	14	0	14	14	152	173	325	0	0	0
Magallanes	16	15	0	15	15	210	226	436	1	0	1
Maragondon	27	36	1	25	26	424	382	806	0	0	0
Mendez	24	19	0	15	15	196	209	405	2	0	2
Naic	30	36	0	36	36	521	565	1,086	0	0	0
Tagaytay City	34	33	0	33	33	632	645	1,277	0	0	0
Ternate	10	9	0	8	8	291	268	559	8	1	9
Total	829	825	5	829	834	24,535	24,775	49,310	142	98	240

Source: Provincial/City/Municipal Social Welfare Development Office, Trece Martires City

Three cities and seven municipalities in the province comply with the provisions of RA 6972. These are the cities of Dasmariñas, Trece Martires and Gen. Trias, and the municipalities of Kawit, Rosario, Gen. Mariano Alvarez, Tanza, Gen. Aguinaldo, Maragondon and Naic. On the other hand, the cities/municipalities that failed to comply are Cavite City, Noveleta, City of Bacoor, City of Imus, Carmona, Silang, Amadeo, Tagaytay City, Alfonso, Indang, Magallanes, Mendez and Ternate. The said cities/municipalities should establish a daycare center in some of its barangay that lacks a center. City of Dasmariñas has the most number of sufficient Day Care Center with 107 centers, followed by City of Imus with 78 centers. However, the 78 centers in City of Imus did not suffice since it has 97 barangays (Table 3.29).

Social Welfare Programs and Services

Based on the submitted reports of the Municipal/City Social Welfare and Development offices in the province, there are a total of 2,288 cases involving in need of special protection. In 2018, most reported cases of children are the children in conflict with the law which totals to 605 cases. Other cases are street children (443), maltreated children (20), neglected/abandoned children (79), physical abused (129), acts of lasciviousness (64), sexually abused (201), emotional abused (108), victims of child labor (8), minor at risk (539), foundling minor (60) and victims of child trafficking (32). On the other hand, the 1,679 reported cases involving women which includes physically abused (444 cases), emotionally abused (269 cases), economically abused (685 cases), sexually abused (57 cases) and psychologically abused with 224 cases (Table 3.34 and Table 3.35).

Table 3.34 Number of Reported Children in Need of Special Protection Part 1, Province of Cavite: 2018

City/Municipality	Children in Conflict with the Law	Street Children	Maltreated Children	Neglected/ Abandoned Children	Physical Abused	Acts of Lasciviousness	Total	Grand Total
1st District	98	61	0	18	55	27	259	583
Cavite City	14	25	0	3	18	18	78	206
Kawit	16	0	0	0	0	0	16	23
Noveleta	6	10	0	3	0	1	20	46
Rosario	62	26	0	12	37	8	145	308
2nd District	80	135	0	17	2	2	236	304
City of Bacoor	80	135	0	17	2	2	236	304
3rd District	151	55	0	11	25	0	242	366
City of Imus	151	55	0	11	25	0	242	366
4th District	98	139	1	1	5	12	256	329
City of Dasmariñas	98	139	1	1	5	12	256	329
5th District	66	25	2	25	18	2	138	294
Carmona	5	0	1	0	0	0	6	8
Gen. Mariano Alvarez	28	14	0	6	1	2	51	116
Silang	33	11	1	19	17	0	81	170
6th District	48	0	0	3	0	0	51	108
City of Gen. Trias	48	0	0	3	0	0	51	108
7th District	30	25	17	1	17	10	100	148
Amadeo	0	0	0	0	0	0	0	1
Indang	3	0	0	0	0	0	3	8
Tanza	24	25	17	1	16	10	93	120
Trece Martires City	3	0	0	0	1	0	4	19
8th District	34	3	0	3	7	11	58	156
Alfonso	6	0	0	2	0	4	12	63
Gen. E. Aguinaldo	0	0	0	0	0	0	0	3
Magallanes	6	0	0	0	3	0	9	30
Maragondon	3	3	0	0	1	1	8	19
Mendez	11	0	0	0	3	3	17	24
Naic	3	0	0	1	0	1	5	8
Tagaytay City	0	0	0	0	0	2	2	3
Ternate	5	0	0	0	0	0	5	6
Total	605	443	20	79	129	64	1340	2,288

Source: Provincial/City/Municipal Social Welfare Development Office, Trece Martires City

Table 3.35 Number of Reported Children in Need of Special Protection Part 2, Province of Cavite: 2018

City/Municipality	Sexually Abused	Emotional Abused	Victims of Child Labor	Minor at Risk	Foundling Minor	Victims of Child Trafficking	Total	Grand Total
1st District	38	26	1	237	14	8	324	583
Cavite City	4	14	1	106	1	2	128	206
Kawit	4	0	0	3	0	0	7	23
Noveleta	7	8	0	10	0	1	26	46
Rosario	23	4	0	118	13	5	163	308
2nd District	2	0	0	44	21	1	68	304
City of Bacoor	2	0	0	44	21	1	68	304
3rd District	32	19	0	58	15	0	124	366
City of Imus	32	19	0	58	15	0	124	366
4th District	22	6	6	11	8	20	73	329
City of Dasmariñas	22	6	6	11	8	20	73	329
5th District	37	6	0	110	1	2	156	294
Carmona	0	0	0	2	0	0	2	8
Gen. Mariano Alvarez	10	0	0	53	1	1	65	116
Silang	27	6	0	55	0	1	89	170
6th District	16	41	0	0	0	0	57	108
City of Gen. Trias	16	41	0	0	0	0	57	108
7th District	35	8	0	4	0	1	48	148
Amadeo	0	0	0	0	0	1	1	1
Indang	1	0	0	4	0	0	5	8
Tanza	19	8	0	0	0	0	27	120
Trece Martires City	15	0	0	0	0	0	15	19
8th District	19	2	1	75	1	0	98	156
Alfonso	8	0	0	42	1	0	51	63
Gen. E. Aguinaldo	0	0	0	3	0	0	3	3
Magallanes	1	1	0	19	0	0	21	30
Maragondon	3	0	1	7	0	0	11	19
Mendez	2	1	0	4	0	0	7	24
Naic	3	0	0	0	0	0	3	8
Tagaytay City	1	0	0	0	0	0	1	3
Ternate	1	0	0	0	0	0	1	6
Total	201	108	8	539	60	32	948	2,288

Source: Provincial/City/Municipal Social Welfare Development Office, Trece Martires City

Table 3.36 Women in Difficult Circumstances: Province of Cavite: 2018

City/Municipality	Sexually Abused	Physically Abused	Emotionally Abused	Economic Abused	Psychological Abused	Total
1st District	10	31	33	125	14	213
Cavite City	0	4	24	36	0	64
Kawit	4	22	0	16	5	47
Noveleta	4	0	9	9	9	31
Rosario	2	5	0	64	0	71
2nd District	0	0	0	1	0	1
City of Bacoor	0	0	0	1	0	1
3rd District	17	52	177	59	0	305
City of Imus	17	52	177	59	0	305
4th District	0	6	3	8	2	19
City of Dasmariñas	0	6	3	8	2	19
5th District	4	53	6	37	25	125
Carmona	0	0	0	0	0	0
Gen. Mariano Alvarez	3	51	0	37	21	112
Silang	1	2	6	0	4	13
6th District	0	257	0	228	133	618
City of Gen. Trias	0	257	0	228	133	618

Table 3.36 continued...

City/Municipality	Sexually Abused	Physically Abused	Emotionally Abused	Economic Abused	Psychological Abused	Total
7th District	26	29	33	201	49	338
Amadeo	0	2	0	0	1	3
Indang	1	11	0	2	6	20
Tanza	25	16	33	187	42	303
Trece Martires City	0	0	0	12	0	12
8th District	0	16	17	26	1	60
Alfonso	0	0	2	4	0	6
Gen. E. Aguinaldo	0	0	2	2	0	4
Magallanes	0	2	1	1	0	4
Maragondon	0	1	0	1	1	3
Mendez	0	10	12	7	0	29
Naic	0	0	0	0	0	0
Tagaytay City	0	0	0	10	0	10
Ternate	0	3	0	1	0	4
Total	57	444	269	685	224	1679

Source: Provincial/City/Municipal Social Welfare Development Office, Trece Martires City

Senior Citizen

Senior citizens are people who are at least 60 years old. With the implementation of various republic acts, senior citizens are entitled to different services given by the government. Some of these benefits are the discounts on medical-related privileges, transportation and other services, tax exemption, utilities discount and different government assistance like social pension.

A total of 192,880 citizens of Cavite are considered in their senior years, registered in their respective LGUs, and issued with Senior Citizen ID. Most of the senior citizens are female which accounts to 58.26 percent. Most senior citizens reside at the City of Dasmariñas with a total of 53,780 citizens that covers 27.88 percent of their population. It is followed by City of Imus and Silang with 22,220 and 14,737 citizens, respectively. Meanwhile, Kawit has the least number of senior citizen residents with only 1,080 citizens (Table 3.37).

Table 3.37 Number of Senior Citizens by Sex and City/Municipality; Province of Cavite: 2018.

City/Municipality	Male	Female	Total
1st District	6939	10693	17632
Cavite City	314	891	1,205
Kawit	481	599	1,080
Novelita	2,691	3,838	6,529
Rosario	3,453	5,365	8,818
2nd District	2,741	3,465	6,206
City of Bacoor	2,741	3,465	6,206
3rd District	7,692	14,528	22,220
City of Imus	7,692	14,528	22,220
4th District	25,435	28,345	53,780
City of Dasmariñas	25,435	28,345	53,780
5th District	13,246	18,327	31,573
Carmona	3,332	2,274	5,606
Gen. Mariano Alvarez	4,252	6,978	11,230
Silang	5,662	9,075	14,737
6th District	972	1,339	2,311
City of Gen. Trias	972	1,339	2,311

Table 3.37 continued...

City/Municipality	Male	Female	Total
7th District	9,055	15,250	24,305
Amadeo	2,070	4,312	6,382
Indang	3,357	4,759	8,116
Tanza	2,970	5,030	8,000
Trece Martires City	658	1,149	1,807
8th District	14,428	20,425	34,853
Alfonso	2,356	3,435	5,791
Gen. E. Aguinaldo	753	1,159	1,912
Magallanes	732	1,132	1,864
Maragondon	1,978	2,355	4,333
Mendez	1,730	2,604	4,334
Naic	3,024	4,319	7,343
Tagaytay City	2,850	4,171	7,021
Ternate	1,005	1,250	2,255
Total	80,508	112,372	192,880

Source: Provincial/City/Municipal Social Welfare Development Office, Trece Martires City

Persons with Disability

According to the United Nations, disability is the condition judged to be impaired relative to the usual condition of an individual. This often refers to physical, sensory, cognitive, and intellectual impairment of an individual. Persons with disabilities (PWDs) have generally poorer health, lower education achievements and economic opportunities. Thus, the government has passed different acts that focus on helping them. Through these government proclamations, they are entitled to different benefits like discounts, employment opportunities and others.

In 2018, a total of 34,316 citizens of Cavite are considered PWDs. Most of them are male which accounted to 51.92 percent of the PWDs population. Most PWDs are recorded to be residing at the City of Dasmariñas with a total of 7,824 individuals. This accounted to 22.80 percent of the total PWD population. This is followed by Cities of Imus and Bacoor with 6,203 and 1,968 individuals, respectively. The least number of

PWDs was recorded at Ternate with only 190 individuals (Table 3.38).

Table 3.38 Number of Persons with Disability by Sex and City/Municipality; Province of Cavite: 2018.

City/Municipality	Male	Female	Total
1st District	1,303	1,155	2,458
Cavite City	289	250	539
Kawit	125	113	238
Noveleta	251	229	480
Rosario	638	563	1,201
2nd District	1,045	923	1,968
City of Bacoor	1,045	923	1,968
3rd District	3,191	3,611	6,802
City of Imus	3,191	3,611	6,802
4th District	4,431	3,393	7,824
City of Dasmariñas	4,431	3,393	7,824
5th District	2,311	2,222	4,533
Carmona	596	818	1,414
Gen. Mariano Alvarez	943	764	1,707
Silang	772	640	1,412
6th District	472	426	898
City of Gen. Trias	472	426	898
7th District	2,702	2,699	5,401
Amadeo	898	712	1,610
Indang	675	593	1,268
Tanza	828	1,128	1,956
Trece Martires City	301	266	567
8th District	2,362	2,070	4,432
Alfonso	455	369	824
Gen. E. Aguinaldo	176	140	316
Magallanes	137	131	268
Maragondon	252	248	500
Mendez	222	146	368
Naic	279	246	525
Tagaytay City	736	705	1,441
Ternate	105	85	190
Total	17,817	16,499	34,316

Source: Provincial/City/Municipal Social Welfare Development Office, Trece Martires City

Solo Parent

Republic Act No. 8972, known as the “Solo Parents’ Welfare Act of 2000”, was passed in year 2000. The law defines a solo parent as any individual who fall under any of the following categories:

- (1) A woman who gives birth as a result of rape and other crimes against chastity even without a final conviction of the offender. Provided, that the mother keeps and raises the child;
- (2) A parent left solo or alone with the responsibility of parenthood due to death of spouse;
- (3) A parent left solo or alone with the responsibility of parenthood while the spouse is detained or is serving sentence for a criminal conviction for at least one year;
- (4) A parent left solo or alone with the responsibility of parenthood due to physical and/or mental incapacity of spouse as certified by a public medical practitioner;

- (5) A parent left solo or alone with the responsibility of parenthood due to legal separation or de facto separation from spouse for at least one year, as long as he or she is entrusted with the custody of the children;
- (6) A parent left solo or alone with the responsibility of parenthood due to declaration of nullity or annulment of marriage as decreed by a court or by a church as long as he or she is entrusted with the custody of the children.
- (7) A parent left solo or alone with the responsibility of parenthood due to abandonment of spouse for at least one (1) year.
- (8) An unmarried mother/father who has preferred to keep and rear his or her child/children instead of having others care for them or give them up to a welfare institution.
- (9) Any other person who solely provides parental care and support to a child or children.
- (10) Any family member who assumes the responsibility of head of family as a result of the death, abandonment, disappearance or prolonged absence of the parents or solo parent.

They are also entitled to comprehensive package of programs and services as long as they have a Solo Parent ID from the City or Municipal Social Welfare and Development Office.

In 2018, a total of 12,262 individuals were recognized as a solo parent in Cavite. The solo parents’ population is dominated by the women which accounted to 93.88 percent of their population. Most solo parents are residents of the City of Dasmariñas with 2,598 individuals followed by Cities of Bacoor and Imus with 1,634 and 1,206, respectively (Table 3.39). Meanwhile, Gen. E. Aguinaldo had the lowest number of solo parents with 34 persons reported.

Table 3.39 Number of Solo Parent by Sex and City/Municipality, Province of Cavite: 2018.

City/Municipality	Male	Female	Total
1st District	50	741	791
Cavite City	26	259	285
Kawit	8	120	128
Noveleta	4	200	204
Rosario	12	162	174
2nd District	64	1,570	1,634
City of Bacoor	64	1,570	1,634
3rd District	44	1,162	1,206
City of Imus	44	1,162	1,206
4th District	110	2,488	2,598
City of Dasmariñas	110	2,488	2,598
5th District	193	2,418	2,611
Carmona	102	715	817
Gen. Mariano Alvarez	70	891	961
Silang	21	812	833
6th District	55	1,021	1,076
City of Gen. Trias	55	1,021	1,076

Table 3.39 continued...

City/Municipality	Male	Female	Total
7th District	52	1,066	1,118
Amadeo	3	163	166
Indang	28	333	361
Tanza	9	221	230
Trece Martires City	12	349	361
8th District	182	1,046	1,228
Alfonso	1	129	130
Gen. E. Aguinaldo	1	33	34
Magallanes	0	27	27
Maragondon	33	580	613
Mendez	3	57	60
Naic	7	135	142
Tagaytay City	2	77	79
Ternate	135	8	143
Total	750	11,512	12,262

Source: Provincial/City/Municipal Social Welfare Development Office, Trece Martires City



The following table shows the list of Social Work Agencies (SWAs) and Social Welfare and Development Agencies (SWDAs) and their corresponding demographics in the Province of Cavite. In 2018, the province has a total of 25 residential based agencies, and 60 family/community welfare agencies with areas of operations not only in the province but in nearby provinces in CALABARZON.

Table 3.40 List of Social Work Agencies (SWAs) and Social Welfare and Development Agencies (SWDAs) in the Province of Cavite, 2018.

	Name of Agency	Address	Program & Services	Clientele	Area/s of Operation	Classification
Residential Based						
1	Action International Ministries Phils. (Working Hands, Honest Hands & Mustanrd Seeds)	Balubad II, Silang, Cavite	Provide vocational skills, training to out-of-school youth ages 15-25 years old for 10 mos. Duration, disciplinary program vocational training on welding	Boys and girls who are out-of-school youth	Region IV-A	SWA
2	Beacon of Hope Foundation-PI, Inc.	Brgy. Sapa, Naic, Cavite	Residential Facility. Homelife program, medical dental and spiritual	Children who are abandoned, orphaned and surrendered	Region IV-A	SWA
3	Brand New Day in Action, Inc.	033 Blumentritt St., Tubuan 1, Silang, Cavite	Residential based, homelife, educational, feeding and spiritual services	Children male/female 12-18 yrs. old who are street children	Region IV-A	SWA
4	Chosen Children Village Foundation, Inc.	Km.48, Lalaan, Silang, Cavite	Residential Facility homelife/Social medical/ dental rehabilitation, psychological & value formation	Children ages 0-2 years old with special needs who are abandoned, surrendered, abused and neglected	Region IV-A	SWA
5	Casa dei Bambini San Giuseppe Inc. (St. Joseph Children's Home)	Lalaan I, Silang, Cavite	Residential Facility, social service homelife health care & other cultural activities	Children (girls) ages 3-12 years old who are abandoned orphaned neglected and deprived children	Region IV-A	SWA
6	Christian Growth Ministries, Inc.	Home of Joy Jabez Christian Center, Km 36 Gov. Drive, Sampaloc IV, City of Dasmariñas, Cavite	Residential care, homelife services, health and nutrition recreation, spiritual services counseling and pre-adoption services	Children ages 3-6 years old who are abandoned orphaned and neglected	Region IV-A	SWA

Table 3.40 continued...

	Name of Agency	Address	Program & Services	Clientele	Area/s of Operation	Classification
7	Dar Amanah Children Village Foundation, Inc.	Brgy. Hoyoy, Silang, Cavite	Residential Facility, homelife services non-formal formation education	Muslim and catholic children victims of armed conflict	Region IVA	SWA
8	Frere (Saint) Benilde Romascon Educational Foundation (Dela Salle University Dasmariñas) Inc. (Bahay Pag-asa)	<i>Table 3.23 continued...</i> Dasmariñas, Cavite	Residential facility, homelife services educational assistance, medical/dental assistance	For children in conflict with the law	Region IV-A	SWA
9	Hossana Home Care for Children Orphanage, Inc.	Block 50 Lot 45-B Phase 2 Villa Apolonia Subd. Brgy. Ibayo, Silangan, Naic, Cavite	Residential facility homelife services medical/health services	Children 0-4 years old who are abandoned, neglected and orphaned	Region IV-A	SWA
10	Injoy Life Children's Home, Inc.	Simeon Vida Road, Panungyan II, Mendez, Cavite	Residential based, temporary shelter, medical/dental homelife services and education	Children 3-10 years old who are orphaned, abandoned and surrendered	Region IV-A	SWA
11	Little Angels Home, Inc.	Coffee Country, Payapa Subd., Brgy. Panungyan, Mendez, Cavite	Residential Facility health & medical services	Infants newly born to 2 years old who are abandoned, neglected and surrendered and adoption	Region IV	SWA
12	Local Superior of the Atonement Franciscan Sisters of Graymoo, Inc. (Mother Lurana & Community Development Center)	St. Francis Convent Compound, Pintong Gubat, Paliparan 3, Dasmariñas City, Cavite	Residential facility health & medical services, homelife, social services to children at risk and those in need of special protection and community based to indigent family	Children at risks and those in need of special protection	Region IV	SWA
13	Middleman Community Support Center, Inc.	Block 1 Lot 6 & 7, South Midland, Lalaan II, Silang, Cavite	Residential facility, homelife services, medical/dental services	Children who are orphaned, abused, neglected, abandoned and street children	Region IV-A	SWA
14	Mango House Children's Home, Inc.	530 M. Pripol Gen. Aguinaldo Highway, Biga 2, Silang, Cavite	Residential Facility medical/dental & spiritual service	Children 2-7 years old who are abandoned, neglected, surrendered and abused	Region IV-A	SWA
15	MAMA's Hope Haven of Norway, Inc.	Pag-asa St., F Manalo, City of Gen. Trias, Cavite	Temporary shelter, maternity services medical/dental psychological & social services skills training and Christian education	Unwed mothers 13-45 yrs. Old (victims of rape, incest, family disowned economically needy and far from relative/family Street Children	Region IV-A	SWA
16	Mission to the World Phil. Foundation, Inc. (Ang Bahay Parola Center for Street Children)	Blk. 3 Lot 1 Infant Jesus Subd. Molino 2, City of Bacoor, Cavite	Residential Home and Community based for street children	Street Children	Region IV-A	SWA
17	Mother Teresa Spinelli's Treasure's	Kabangaan Road, Brgy. Iruhin West, Tagaytay, City	Residential Facility dental/medical & health services	Infants 0-2 years old who are abandoned, orphaned & neglected children	Region IV	SWA

Table 3.40 continued...

	Name of Agency	Address	Program & Services	Clientele	Area/s of Operation	Classification
18	Mother Caterina Roncalli Shelter Home, Inc.	214 Banay-banay, Amadeo, Cavite	Residential facility home life services medical/dental services	Children 2-7 years old who are abandoned, orphaned needy destitute and at-risk children or in difficult circumstances	Region IV A	SWA
19	Saint Anthony's Boys Village Foundation, Inc.	Brgy. Lalaan, Silang Cavite	Residential Facility, educational services medical /dental and spiritual	Children (boys) 12-16 years old who are orphaned	Region IV	SWA
20	Southeast Asia Medical and Relief Institute for Training Asian, Non-Gov't. Services, Inc. (SAMARITANS Inc.)	Blk.224, Lot 21& 22, Metrogate, Silang Estates, Silang, Cavite	Residential Facility, medical/dental educational spiritual and socialization	Children who are abandoned orphaned and neglected	Region IV	SWA
21	Tita de Guzman- Angels of Hope Foundation, Inc.	Purok 4 Brgy. Pulong Bunga, Silang, Cavite	Residential Facility, homelife services dental/medical and spiritual	Children 0-5 years old who are abandoned, neglected and orphaned	Region IV A	SWA
22	Tahanang Divino Zelo	Km. 47, Lalaan 1, Silang, Cavite	Residential based: disadvantaged young and adult expectant women who are in crisis			
23	The Valley Cathedral Children's Home	Labac, Naic Cavite	Residential Facility, social services medical/dental health & nutrition formal & informal education and livelihood	Children 3-12 years old who are orphaned, abandoned neglected half - orphaned abused and & battered	Region IV	SWA
24	Brothers of Christ of Banneux, BCBI	Crisanto M. Delos Reyes Ave. Brgy. Biclatan, City of Gen Trias, Cavite	Residential facility, homelife, rehabilitation medical/dental spiritual services counselling	Destitute & homeless elderly, physically & mentally handicapped men & young adult	Region IV-A	SWA
25	San Jose Bahay Alima Foundation, Inc.	Brgy. Carasuchi, Indang, Cavite	residential care for older person	abandoned, neglected older	Region IV-A	SWA
Family/Community Welfare Agencies						
1	Agapay sa Mga Bata at Mga Taong Kapus- Palad, Inc.	920 J. Abad Santos Ave., Salitran, City of Dasmariñas, Cavite	Community based: scholarship, supplemental feeding and financial assistance	Disadvantaged families in the area	City of Dasmariñas, Cavite	SWDA
2	Asociacion Nacional Pequena Irene	Bloomfield Subd., Blk 4 Lot 18, Alapan 1 B, City of Imus, Cavite	Provide assistance to children who are abandoned; Educational assistance to individual and giving them access for employment	Abandoned children and needy individual	City of Imus, Cavite	SWDA
3	A-Star Foundation Inc.	c/o MSWDO City of Imus, Cavite	Livelihood program, medical community development program	Disadvantaged families and communities	Region IV	SWA
4	Academy of World Healing Foundation, Inc.	#150 Mabini St.Purok V, Brgy. Sicut, Alfonso, Cavite	Medical mission and feeding program and financial assistance	Families who belongs to poverty line	Alfonso, Cavite	SWDA
5	Batang Paslit Lifehouse, Inc.	Blk. 31, Lot 10, Sebastian Ave., Country Homes, Tagaytay City, Cavite	Community based: Feeding program, values formation Training and seminars on responsible parenthood	All disadvantaged families in the area	Tagaytay City, Cavite	SWDA

Table 3.40 continued...

	Name of Agency	Address	Program & Services	Clientele	Area/s of Operation	Classification
6	Batong Sandigan Development Foundation, Inc.	Blk 74 Lot 6 Phase II, Paliparan III, City of Dasmariñas, Cavite	Health, children development, spiritual	Needy children and youth	City of Dasmariñas, City of Gen. Trias, Cavite	SWA
7	Bahay Lingkod Community Center	Phase 2, Blk 74, Lot 10&11, Paliparan Sites, Paliparan III, Dasmariñas, Cavite	cooperative, scholarship, computer training, tutorial class, summer camp workshop seminar, referral and advocacy	Disadvantaged families in the area	Paliparan, Salawag, City of Dasmariñas, Cavite	SWA
8	Child & Adult Reformation and Education Foundation, Phils. Inc.	Ilano Cmpd. Congressional Rd., Brgy. H-4, City of Dasmariñas, Cavite	Community based livelihood and medical assistance	Disadvantaged families in the area	City of Dasmariñas, Cavite	SWDA
9	Children's Helper Project Inc.	978 Manila Blvd., Sta. Cruz, Cavite City	Christian values, health & environmental development children/youth development livelihood	needy children, youth, individual families and communities	Cavite City/ Trece Martires City	SWA
10	Cavite Great Leaders for Community Development, Inc.	Punta 1, Tanza, Cavite	Community based, livelihood, day care service skills training	Disadvantaged families in the area	Cavite province	SWDA
11	Dr. Mary Ann B. Orlanda Youth Care Foundation, Inc.	Blk. 16 Lot 17 Los Rios St., Town and West Molino 2, City of Bacoor, Cavite	Medical mission, scholarship, advocacy campaign	Less fortunate families	City of Bacoor, Cavite	SWA
12	Elderly Assn. Of Molino 3 Bacoor Cavite, Inc.	Blk.9 Lot 9, Daffodil St. Phase I Central Camella Homes, Springville City, Molino 3, City of Bacoor, Cavite	Community based program to older person	Older person in the area	City of Bacoor, Cavite	SWDA
13	El Ceilito Foundation, Inc.	145 -E. Gomes St., City of Bacoor, Cavite	Community based, educational assistance/scholarship program	Disadvantaged families in the area	City of Bacoor, Cavite	SWA
14	Fr. Al's Foundation, Inc.	Rm 102 Fr. Al's Museum & Retreat House (The Sisters of Mary) Biga, Silang, Cavite	Provide educational assistance to high school students of Sisters of Mary Boytown and Girlstown Center	Resource Agency	Cavite province	SWDA
15	Fishgate Foundation Inc.	Brgy. Amoyong Farm Valley Subd., Alfonso, Cavite	Community based program, includes scholarship program, medical and health services	Less fortunate families in the area	Region IV-A	SWA
16	Global Agape Bethesda Foundation, Inc.	Narra 1, Silang, Cavite	Community welfare services thru educational sponsorship and medical assistance	Disadvantaged families in the area	Silang, Cavite	SWDA
17	Ginintuang Binhi Elderly Association, Inc. (formerly Camella Springville Elderly Association Inc.)	Falcon Street Phase 1, East Molino 3, City of Bacoor, Cavite	Community based programs and services livelihood and medical assistance to all members	Senior Citizen in East Molino 3	East Molino 3, City of Bacoor, Cavite	SWDA
18	GMA Cavite Business Club, Inc.	GMA, Cavite	Provide scholarship to deserving student and feeding program	Disadvantaged families	GMA, Cavite	SWDA
19	Guardians Rescue Int'l 988, Inc.	Brgy. Pulido, Blk. 32 Lot 2, GMA, Cavite	Scholarship skills training, emergency and relief operation	Disadvantaged families in the area	GMA, Cavite	SWA

Table 3.40 continued...

	Name of Agency	Address	Program & Services	Clientele	Area/s of Operation	Classification
20	Hawakamay Foundation, Inc.	Brgy. Amaya, Tanza, Cavite	Day care services to 3-6 years old scholarship programs and livelihood to out-of-school youth and families	Disadvantaged families, out-of- of -school youth and depressed communities	Tanza, Cavite	SWA
21	Home for 100th Sheep Inc.	B-1-16 L 6 Brgy. Sta Cruz I, DBB- Dasmariñas, Cavite	Full education, scholarship program to the poor disadvantaged children	Children and youth	Cavite	SWDA
22	International Friends Network Phils.	Blk. 7 Lot 1, Phase 14. Bahayang Pag-asa, Subd.. City of Imus. Cavite	Community welfare services includes scholarship grants to deserving students and livelihood assistance	Disadvantaged families	City of Imus, Cavite	SWDA
23	Jesus King of Kings, Lord of Lords Christian Feeding Ministries, Inc.	1126 Rojas Cmpd. Melrose St., San Antonio, Cavite City	Community and center-based day care service and feeding program	Indigent families in the area	San Antonio, Cavite City	SWDA
24	Jesus Christ is Lord Christian Learning Center, Inc. (Kalinga Sa Maralita)	Brgy. Memeji, GMA, Cavite	Community welfare services includes medical/dental mission, feeding program, day care program & spiritual day care program & spiritual enhancement, value formation	Indigent families in the area	Brgy. Memeji, GMA, Cavite	SWDA
25	Jesus Saves Ministries Paliparan Cavite Center, Inc.	Blk 15, Lot 28, Phase 1, Paliparan 3, City of Dasmariñas, Cavite	Community based Day Care Service, supplemental feeding, spiritual enhancement and alternative learning service	Indigent families, day care children in the area	City of Dasmariñas, Cavite	SWDA
26	Kamay-Kalinga Ng Ama Foundation, Inc.	Bucal 4-B, Maragondon, Cavite	Community based: education, financial, supplemental feeding, disaster outreach, medical mission	Less fortunate families and communities in the area	Maragondon, Cavite	SWDA
27	Kaunlaran at Pag-asa Ng Nagkakaisang Filipino Foundation Inc. (KPMP Foundation, Inc.)	432 Purok IV, Brgy. Santiago, City of Gen. Trias, Cavite	Provide scholarship for youth and livelihood assistance	Children, youth and families	City of Gen. Trias, Cavite	SWDA
28	L Nissi Welfare & Learning Development Center, Inc.	Blk.18 Lot 22, Phase II, Mary Cris Complex, Pasong Camachile II City of Gen. Trias, Cavite	Day Care Service Program Community outreach program and gift giving	3-6 years old children,	Cavite province	SWA
29	Mission Community Service Inc.	Biga I, Silang Cavite	Implementing community based >Sponsor a Child program of 236 sponsors children >Milk program for kinder Milk Program provides milk for malnourished children >medical mission - provision of medicines	Disadvantaged families, communities	Region IV-A	SWDA
30	Mizpah Community Academy Found. Inc.	Blk 15 Lot 10 Progressive Vill. 15, Molino, City of Bacoor, Cavite	Gift giving, skills training, livelihood day care service	Economically depressed families and communities	Cavite province	SWA

Table 3.40 continued...

	Name of Agency	Address	Program & Services	Clientele	Area/s of Operation	Classification
31	Mabuhay Homes 2000 Senior Citizens Inc.	Mabuhay Homes 2000, Paliparan II, City of Dasmariñas, Cavite	Health related concerns of older person like; free medical & dental checkup thru medical mission, physical fitness and livelihood activity for able Senior Citizen	All Senior Citizens in the area	Mabuhay Homes 2000, Paliparan II, City of Dasmariñas, Cavite	SWDA
32	Molino 2 United Senior Citizen Association, Inc.	Progressive Village 4, Molino 2, City of Bacoor, Cavite	Community welfare services to become more useful, productive	All Senior Citizens in the area	Molino 2, City of Bacoor, Cavite	SWDA
33	Nurturing Quality Mind (NQM) Life Foundation, Inc.	Brgy. 14 Governor's Drive, Bo. Bancal, Carmona, Cavite	Community based program: scholarship, for qualified children/youth financial assistance for the repair / renovation of church and relief operation	Distressed family in he area	Carmona, Cavite	SWDA
34	Organization of Citizens Movement for Leadership & Devt., (OCM) , Inc.	Blk C8 Lot 7, Brgy. Luzviminda II, City of Dasmariñas, Cavite	Provide medical and burial assistance	Older person	Luzviminda II, City of Dasmariñas, Cavite	SWDA
35	Pag-asa Social Center Foundation, Inc.	Calamba Rd., Sitio Cengia, Iruhin, Tagaytay City	Community based livelihood assistance and medical mission and scholarship program sponsorship	Disadvantaged families in the area	Tagaytay City	SWDA
36	Phil. Frontline Ministries	Face Cmpd. Green Valley Rd. San Francisco, Calihan, San Pablo City Laguna	Community welfare services, micro-financing and scholarship to deserving students	All indigent families residing in the area	San Francisco, San Pablo City	SWDA
37	PSC International Medical Mission, Inc.	Blk. 6 Lot 1, Brgy. Zone 1-A, City of Dasmariñas, Cavite	Community welfare services medical mission, free medical dental checkup	All indigent families residing in the area	Region IV A	SWDA
38	Parent's Initiative for the Welfare of Children Inc.	625 Phase II San Isidroville, Brgy. Javalera, City of Gen Trias, Cavite	Scholarship program free tuition fees, school allowance and school supplies	Families who are poor	Brgy. Javalera, City of Gen. Trias, Cavite	SWDA
39	Rizhle Charity Foundation, Inc.	101 Rieta St. Brgy. Wakas 1, Kawit, Cavite	Community based program, feeding, scholarship	Disadvantaged families	Cavite province	SWDA
40	Save Lives Save Souls Foundation, Inc.	Buro 2, Bagong Bayan, City of Dasmariñas, Cavite	Medical assistance, feeding, skills, training advocacy on Health and spiritual activities	Disadvantaged families	Cavite	SWA
41	Sagip Kalahi, Inc.	Northville San Nicolas 3, City of Bacoor, Cavite	promote socio civil awareness to appropriate educational seminars, research and technology	All indigent families residing in the area	San Nicolas, City of Bacoor, Cavite	SWDA
42	Samahang 14k Lungsod Ng Dasmariñas, Inc.	Blk. B4 Lot 6, Brgy. San Luis 11, Dasmariñas, Cavite	Community based program includes scholarship, feeding program, livelihood, calamity and disaster risk	Family who are poor	Brgy. San Luis II, Dasmariñas City, Cavite	SWDA
43	Scuola di Scienza del Mijia	Brgy. Lumil, Silang, Cavite	Community based program, scholarship and day care service	Low income families in the area	Silang, Cavite	SWA
44	Save our Society Save our Neighbor, Inc.	J.M. Loyola St. Carmona Cavite	Community based, educational assistance to deserving student	Disadvantaged family in the area	Carmona, Cavite	SWDA

Table 3.40 continued...

	Name of Agency	Address	Program & Services	Clientele	Area/s of Operation	Classification
45	SAMAKABA, Inc.	Cong. Rd. Blk4, Lot 14, Brgy. B, Pulido,Gen. Mariano Alvarez, Cavite	Community welfare services, livelihood assistance	Disadvantaged families residing in the area	GMA Cavite	SWDA
46	Suhay at Gabay sa Ikakaunlad Ng Pamamayan	Blk. 18 Lot 13, Sta. Maria, City of Dasmariñas, Cavite	Community based spiritual enhancement counselling, counselling and socio-cultural activities	Senior Citizen, women and youth	Sta. Maria, City of Dasmariñas, Cavite	SWDA
47	Senior Citizen of Brgy. Mambog 3 Association	Brgy. Hall, Mambog 3, City of Bacoor City, Cavite	Community based program and services medical and burial assistance	Senior Citizen in Brgy. Mambog 3	Mambog 3, City of Bacoor, Cavite	SWDA
48	Strike Foundation, Inc.	305 Aguinaldo Highway, Panapaan, City of Bacoor, Cavite	Community welfare services, scholarship, feeding and livelihood assistance	All indigent families residing in the area	City of Bacoor, Cavite	SWDA
49	Special Care for Special Need Foundation, Inc.	Blk 56 Lot 40 Neon St. Phase 4, Golden Ciuty Subd. Anabu II, City of Imus, Cavite	Tutorial, therapeutic and rehabilitation	Children with special needs (physical and mental)	Region IV	SWA
50	Shoreline Kabalikat sa Kaunlaran, Inc. 1& II	Acacia Malainen Bago, Naic, Cavite	Health & nutrition, sanitation, value formation, livelihood leadership development, emergency relief and rehabilitation	Needy children, youth, individual families & communities	Maragondon, Tanza, Cavite	SWA
51	Tulong Medikal at Gabay Ng Sustamina (TUMBAS) Foundation, Inc.	2nd level Silangville Bldg., 116 M.H. Del Pilar St., Bgry. 3 Pob. Silang, Cavite	Community based; supplemental feeding, medical and dental mission, scholarship, school supplies, distribution/ gift giving, disaster responses skills training/livelihood	Poor families in the area	Region IV-A	SWDA
52	Tagaytay City Square & Compass, Inc.	Aguinaldo Highway, Brgy. Maitim, Tagaytay City	Community based medical mission, livelihood assistance	Disadvantaged families in the area	Tagaytay City	SWDA
53	Tomas & Betty delos Santos Foundation, Inc.	# 7 Golden Mile Business Park, Brgy. Maduya, Carmona, Cavite	Medical services, educational services religious and charitable services	Disadvantaged families and communities	Carmona, Cavite	SWDA
54	The Work of Mary or Focolare Movement for Women Inc.	Mariapolis Peace, Ligaya Drive Sungay West Mariapolis Peace, Ligaya Drive Sungay West	Scholarship livelihood, medical and dental spiritual activities	Disadvantaged families and communities in the area	Tagaytay City	SWDA
55	United Senior Citizen Association Metro Queens Row, Inc.	437 Queensland St., Queens Row Central, City of Bacoor, Cavite	Provide assistance to all Senior residing in the area	All Senior Citizen residing in the area	City of Bacoor, Cavite	SWDA
56	Unified Concerned Citizens for Progress and Development, Inc.	Blk. 33 Lot 19 Phase 7 Carissa Homes, Brgy. Punta 1, Tanza, Cavite	Education program, livelihood, Health and Nutrition	Underprivileged families in the area	Tanza, Cavite	SWDA
57	We Exalt You Jesus Foundation, Inc.	University Ave. Pasong Lawin BuroI Main, City of Dasmariñas, Cavite	Medical mission, relief goods distribution scholarship and financial assistance	families/communities who belongs to poor	Region IV	SWA

Table 3.40 continued...

	Name of Agency	Address	Program & Services	Clientele	Area/s of Operation	Classification
58	Wings of Love International Praise, Inc.	C-4-16 Tropical Village, City of Gen. Trias, Cavite	Community welfare services includes medical mission feeding and trainings/seminar	All less fortunate families residing in the area	City of Gen. Trias, Cavite	SWDA
59	Woodstate Vill. 2, Senior Citizen	Association Woodstate Vill. 2, Molino, City of Bacoor, Cavite	Community welfare services includes livelihood assistance medical/dental, burial assistance aid in in Senior Citizen, problem of medicine, wellness Program Lakbay-aral Physical fitness, livelihood program for able Senior Citizen	All senior citizens in the area	Molino, City of Bacoor, Cavite	SWDA
60	Yaweeh's Global and Christ Cornerstone Ministries (YGCCM) Inc.	OC Bldg. M.H. Del Pilar St., Silang, Cavite	Community welfare services includes educational formal and non-formal and medical mission	Disadvantaged families residing in the area	Silang, Cavite	SWDA

Source: Provincial Social Welfare Development Office, Trece Martires City, DSWD Region IV-A

Education

Education is a vital human rights and plays a role in the better development of an individual. It deals with gaining knowledge and skills that may help every individual to better provide for themselves and their family, to work better and create opportunities for sustainable and viable economic growth, and to encourage transparency, good governance and stability. The impact of investment in education is profound where education results in raising income, improving health, promoting gender equality, mitigating climate change, and reducing poverty. (Global Partnership for Education, 2012)

By the implementation of Republic Act 9155, known as "The Governance of Basic Education Act of 2001", formally renamed Department of Education, Culture and Sports (DECS) as the Department of Education (DepEd) and transferred sports and culture to the National Commission for the Culture and Arts and the Philippine Sports Commission. The said act is the law that institutes a framework of governance for basic education and establishing authority and accountability. The educational system was composed of six years elementary education and four years of high school.

In 2012, the educational system in the Philippines was changed into K-12 curriculum that covers 13 years of

basic education with four stages such as: Kindergarten to Grade 3; Grade 4 to Grade 6; Grade 7 to 10 (Junior High School); and Grade 11 to 12 (Senior High School). By law, these levels are considered compulsory. At the basic education level, DepEd sets overall educational standards and mandates standardized tests for the K-12 basic education system. At the higher education level, the Commission on Higher Education (CHED) supervises and regulates colleges and universities, while Technical Education and Skills Development Authority (TESDA) for technical and vocational education programs and institutions.

In Cavite, one of the major objectives of the government is to provide quality education to every Caviteños. With the help of DepEd, CHED, and TESDA, it brought about the outstanding literacy and competitiveness of Caviteños.

In S.Y. 2018-2019, a total of 1,644 educational institutions are in Cavite - 551 public institutions (33.52%) and 1,093 private institutions (66.48%). Most schools are located in City of Bacoor followed by City of Dasmariñas and City of Bacoor (Table 3.41).

Table 3.41 Number of School Institutions by Level, Type and City/Municipality; Province of Cavite: S.Y. 2018 – 2019

City/Municipality	Public						Private			Grand Total	
	Elementary	Junior High School	Senior High School	HEI	TVI ^b	Total	Elementary and Secondary	HEI	TVI ^b		Total
1st District	38	7	6	2	1	54	58	4	10	72	126
Cavite City ^c	12	2	2	1	0	17	20	3		23	40
Kawit ^c	11	2	1	0	0	14	16	0		16	30
Noveleta ^c	7	1	1	0	0	9	10	0		10	19
Rosario ^c	8	2	2	1	1	14	12	1		13	27
2nd District	27	5	5	1	1	39	182	7	20	209	248
City of Bacoor	27	5	5	1	1	39	182	7	20	209	248
3rd District	26	5	4	1	1	37	149	6	17	172	209
City of Imus	26	5	4	1	1	37	149	6	17	172	209
4th District	28	14	10	1	1	54	125	16	36	177	231
City of Dasmariñas	28	14 ^a	10 ^a	1	1	54	125 ^a	16	36	177	231
5th District	62	11	7	4	0	84	114	10	22	146	230
Carmona ^c	9	1	1	1	0	12	13	1		14	26
Gen. Mariano Alvarez ^c	8	2	2	1	0	13	36	1		37	50
Silang ^c	45	8	4	2	0	59	65	8		73	132
6th District	27	8	1	1	0	37	85	2	7	94	131
City of Gen. Trias ^c	27	8	1	1	0	37	85	2	7	94	131
7th District	66	15	10	4	0	95	109	4	12	125	220
Amadeo ^c	10	4	3	0	0	17	13	1		14	31
Indang ^c	27	2	2	1	0	32	14	0		14	46
Tanza ^c	16	4	3	1	0	24	43	2		45	69
Trece Martires City ^c	13	5	2	2	0	22	39	1		40	62
8th District	104	28	15	4	0	151	74	8	16	98	249
Alfonso ^c	18	6	3	1	0	28	10	0		10	38
Gen. Aguinaldo ^c	10	1	1	0	0	12	4	0		4	16
Magallanes ^c	10	2	1	0	0	13	5	2		7	20
Maragondon ^c	15	5	3	1	0	24	3	0		3	27
Mendez ^c	7	3	2	0	0	12	10	0		10	22
Naic ^c	23	5	1	1	0	30	21	2		23	53
Tagaytay City ^c	16	4	2	1	0	23	20	3		23	46
Ternate ^c	5	2	2	0	0	9	1	1		2	11
Total	378	93	58	18	4	551	896	57	140	1,093	1,644

Source: Department of Education Cavite Division Offices, Higher Education Institutions ^adata from Department of Education Region IV-A ^bas of May 2019 ^cprivate & grand total excludes TVI

Elementary Education

Elementary education is the first step of the Philippine educational system. It refers to the stage of compulsory basic education which includes Kindergarten and six years of essential education informally divided into three years of primary level and three years of intermediate level. Elementary education general subjects include Mother Tongue, Filipino, English, Mathematics, Science, Araling Panlipunan, Edukasyon sa Pagpapakatao, MAPEH, and Edukasyong Pantahanan at Pangkabuhayan.

For S.Y. 2018-2019, a total enrolment of 485,056 students is recorded in elementary education wherein 387,951 (79.98%) students are enrolled in 378 public elementary schools in Cavite and 97,105 students in private schools. The overall elementary enrolment in the province has decreased by 8.58 percent from 425,043 in S.Y 2017-2018. It is notable that the bulk of enrolment is mostly in the cities and bigger municipalities wherein most elementary schools are located. Moreover, enrolment in elementary education is still dominated by the public institutions despite the numerous private elementary institutions in the province. This may be

attributed to high cost in private schools compared to free education in public schools.

In public institutions, a decrease of 8.73 percent in enrolment is recorded. The highest enrolment is recorded in the City of Dasmariñas which accounts to 18.35 percent. This is followed by City of Bacoor and Imus that comprised 13.62 percent and 10.82 percent, respectively. Conversely, Gen. Emilio Aguinaldo has the least number of enrolments accounting to 0.60 percent of the total public school enrolment (Table 3.42).

In private institutions, a decrease of 7.96 percent is recorded. Most number of enrolments is in City of Bacoor comprising 22.70 percent of the total private school enrolment. This is followed by Cities of Imus and Dasmariñas covering 20.35 percent and 19.52 percent, respectively. On the other hand, Gen. Emilio Aguinaldo and Maragondon have the least number of private school enrolments which covers 0.50 percent (Table 3.43).

Table 3.42 Enrolment in Public Elementary Education by City/Municipality; Province of Cavite: S.Y.2017-2018 – S.Y. 2018 – 2019

City/ Municipality	Public Enrolment						
	S.Y. 2017-2018			S.Y. 2018-2019			% change
	Male	Female	Total	Male	Female	Total	
1st District	19,989	19,045	39,034	20,099	18,772	38,871	-0.42
Cavite City	6,080	5,885	11,965	6,185	5,493	11,678	-2.40
Kawit	4,356	4,075	8,431	4,613	4,227	8,840	4.85
Noveleta	2,199	2,111	4,310	2,242	2,133	4,375	1.51
Rosario	7,354	6,974	14,328	7,059	6,919	13,978	-2.44
2nd District	27,650	25,577	53,227	27,253	25,569	52,822	-0.76
City of Bacoor	27,650	25,577	53,227	27,253	25,569	52,822	-0.76
3rd District	22,039	20,275	42,314	21,600	20,377	41,977	-0.80
City of Imus	22,039	20,275	42,314	21,600	20,377	41,977	-0.80
4th District	38,460	35,713	74,173	37,260	33,920	71,180	-4.04
City of Dasmariñas ^a	38,460	35,713	74,173	37,260	33,920	71,180	-4.04
5th District	32,598	29,986	62,584	32,256	29,914	62,170	-0.66
Carmona	5,117	4,870	9,987	5,224	4,946	10,170	1.83
Gen. M. Alvarez	10,852	9,943	20,795	10,156	9,334	19,490	-6.28
Silang	16,629	15,173	31,802	16,876	15,634	32,510	2.23
6th District	19,311	18,291	37,602	19,819	18,726	38,545	2.51
City of Gen. Trias	19,311	18,291	37,602	19,819	18,726	38,545	2.51
7th District	34,413	32,194	66,607	36,415	33,893	70,308	5.56
Amadeo	2,231	1,988	4,219	2,204	1,927	4,131	-2.09
Indang	3,871	3,527	7,398	3,862	3,513	7,375	-0.31
Tanza	15,916	15,005	30,921	16,851	15,669	32,520	5.17
Trece Martires City	12,395	11,674	24,069	13,498	12,784	26,282	9.19
8th District	25,842	23,660	49,502	26,185	24,438	50,623	2.26
Alfonso	3,555	3,131	6,686	3,462	3,184	6,646	-0.60
Gen. E. Aguinaldo	1,316	1,093	2,409	1,255	1,067	2,322	-3.61
Magallanes	1,438	1,287	2,725	1,375	1,281	2,656	-2.53
Maragondon	2,691	2,422	5,113	2,674	2,481	5,155	0.82
Mendez	1,838	1,745	3,583	1,829	1,793	3,622	1.09
Naic	8,800	8,115	16,915	9,291	8,673	17,964	6.20
Tagaytay City	4,606	4,301	8,907	4,698	4,382	9,080	1.94
Ternate	1,598	1,566	3,164	1,601	1,577	3,178	0.44
Total	220,302	204,741	425,043	201,068	186,883	387,951	-8.73

Source: Department of Education Division Offices of Cavite, Cavite City, City of Bacoor, City of Imus, Region IV-A

^aCity of Dasmariñas enrolment in S.Y. 2018-2019 from the Department of Education Region IV-A

Table 3.43 Enrolment in Private Elementary Education by City/Municipality; Province of Cavite: S.Y.2017-2018 – S.Y. 2018 – 2019

City/ Municipality	Private Enrolment						% change
	S.Y. 2017-2018			S.Y. 2018-2019			
	Male	Female	Total	Male	Female	Total	
1st District	2,302	2,251	4,553	2,347	2,284	4,631	1.71
Cavite City	550	534	1,084	481	497	978	-9.78
Kawit	796	814	1,610	792	784	1,576	-2.11
Noveleta	574	529	1,103	583	569	1,152	4.44
Rosario	382	374	756	491	434	925	22.35
2nd District	13,716	12,592	26,308	12,194	9,851	22,045	-16.20
City of Bacoor	13,716	12,592	26,308	12,194	9,851	22,045	-16.20
3rd District	10,200	9,547	19,747	10,217	9,548	19,765	0.09
City of Imus	10,200	9,547	19,747	10,217	9,548	19,765	0.09
4th District	7,142	6,738	13,880	9,933	9,020	18,953	36.55
City of Dasmariñas ^a	7,142	6,738	13,880	9,933	9,020	18,953	36.55
5th District	6,192	5,671	11,863	6,309	5,651	11,960	0.82
Carmona	947	808	1,755	911	798	1,709	-2.62
Gen. M. Alvarez	2,140	1,889	4,029	2,389	2,174	4,563	13.25
Silang	3,105	2,974	6,079	3,009	2,679	5,688	-6.43
6th District	5,633	5,177	10,810	6,304	5,790	12,094	11.88
City of Gen. Trias	5,633	5,177	10,810	6,304	5,790	12,094	11.88
7th District	5,833	5,441	11,274	6,279	5,793	12,072	7.08
Amadeo	580	531	1,111	611	550	1,161	4.50
Indang	655	611	1,266	678	629	1,307	3.24
Tanza	2,834	2,596	5,430	3,073	2,861	5,934	9.28
Trece Martires City	1,764	1,703	3,467	1,917	1,753	3,670	5.86
8th District	3,609	3,464	7,073	3,975	3,704	7,679	8.57
Alfonso	660	583	1,243	735	687	1,422	14.40
Gen. E. Aguinaldo	100	73	173	143	99	242	39.88
Magallanes	327	320	647	313	322	635	-1.85
Maragondon	125	131	256	134	111	245	-4.30
Mendez	462	447	909	488	470	958	5.39
Naic	881	913	1,794	985	958	1,943	8.31
Tagaytay City	1,054	997	2,051	1,177	1,057	2,234	8.92
Ternate	-	-	-	-	-	-	-
Total	54,627	50,881	105,508	51,254	45,851	97,105	-7.96

Source: Department of Education Division Offices of Cavite, Cavite City, City of Bacoor, City of Imus, Region IV-A
^aCity of Dasmariñas enrolment in S.Y. 2018-2019 from the Department of Education Region IV-A

The number of elementary graduates for S.Y. 2017-2018 is 84,457 which increased by 3.35 percent from 81,723 in S.Y. 2016-2017. Most graduates are from public schools having 68,593 graduates (81.64%). Moreover, most public elementary school graduates are from Division of City of Dasmariñas (17.14%) while most private graduates are from Division of City of Bacoor (24.46%) (Table 3.36).

Table 3.44 Number of Graduates in Elementary Education Institutions(Grade 6) by DepEd Divisions; Province of Cavite: S.Y. 2017-2018

Division	Public			Private		
	Male	Female	Total	Male	Female	Total
City of Bacoor	4,447	4,092	8,539	2,028	1,852	3,880
Cavite ^a	20,448	19,060	39,508	3,161	2,940	6,101
Cavite City	974	1,009	1,983	81	63	144
City of Dasmariñas	6,118	5,636	11,754	1,480	1,330	2,810
City of Imus	3,503	3,306	6,809	1,508	1,421	2,929
Total	35,490	33,103	68,593	8,258	7,606	15,864

Source: Department of Education Region IV-A
^aDivision of Cavite includes Kawit, Noveleta, Rosario, Carmona, GMA, Silang, Amadeo, City of Gen. Trias, Tanza, Trece Martires City, Alfonso, Gen. Emilio Aguinaldo, Indang, Magallanes, Maragondon, mendez, Naic, Tagaytay City, and Ternate

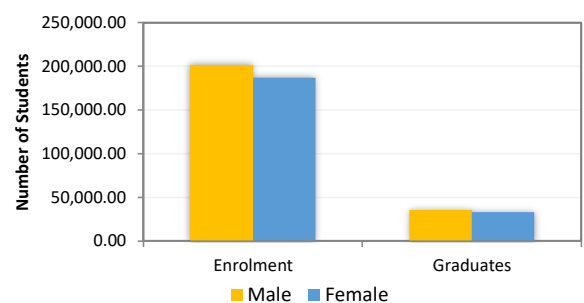


Figure 3.14 Comparative Number of Elementary Public Enrolment (S.Y. 2018-2019) and Graduates (S.Y. 2017-2018); Province of Cavite

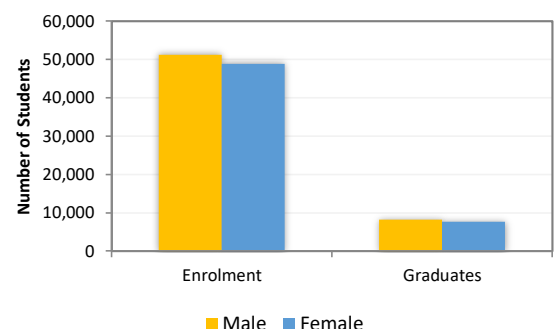


Figure 3.15 Comparative Number of Elementary Private Enrolment (S.Y. 2018-2019) and Graduates (S.Y. 2017-2018); Province of Cavite

Number of public elementary teachers has increased by 2.51 percent from 10,935 in 2017 to 11,210 in 2018, excluding teachers in City of General Trias. The increase can be considered significant since it resulted to a teacher to pupil ratio of 1:35 from 1:39 last year. The ratio means that Cavite has a generous teacher provision. It also explains that a public teacher teaches 35 public students on average each. Magallanes remains to have excessive surplus teachers as well as Cavite City and Gen. Emilio Aguinaldo. Noveleta, City of Bacoor, Trece Martires City, Mendez, Naic, Tagaytay City, and Ternate are within the national mean ratio while the rest of cities and municipalities have generous teacher provision except for Tanza which has a manageable ratio. Overall, the increase in the number of teachers in the province resulted to sufficient number to fill up the teacher shortage in some towns in the province and having a

ratio group higher than that of the previous years. Lastly, the increase in the teacher to pupil ratio may also be due to the decrease of enrolment in the province for S.Y. 2018-2019.

Table 3.45 Teacher Deployment Analysis

Teacher to Pupil Ratio	Code	Remarks
Less than 25	Blue	Excessive surplus teacher provision
25.00-29.99	Sky Blue	Surplus teacher provision
30.00-34.99	Green	Generous teacher provision
35.00-39.99	Yellow	National mean ratio
40.00-44.99	Gold	Manageable ratio
45.00-49.99	Orange	Moderate teacher shortage
More than 50.00	Red	Severe teacher shortage
No teacher available	Black	No nationally funded teachers

Source: Department of Education

Table 3.46 Number of Public Teachers in Elementary Education Institutions and Public Teacher to Pupil Ratio by City/Municipality; Province of Cavite: S.Y. 2015-2016 – S.Y. 2018-2019

City/ Municipality	Number of Teachers				Teacher to Pupil Ratio			
	S.Y. 2015-2016	S.Y. 2016-2017	S.Y. 2017-2018	S.Y. 2018-2019	S.Y. 2015-2016	S.Y. 2016-2017	S.Y. 2017-2018	S.Y. 2018-2019
1st District	1,245	1,237	1,230	1,271	1:34	1:33	1:32	1:31
Cavite City	490	476	473	472	1:28	1:27	1:25	1:25
Kawit	250	255	258	261	1:37	1:35	1:33	1:34
Noveleta	130	131	132	120	1:35	1:34	1:33	1:36
Rosario	375	375	367	418	1:40	1:39	1:39	1:33
2nd District	1,461	1,344	1,379	1,359	1:36	1:40	1:39	1:39
City of Bacoor	1,461	1,344	1,379	1,359	1:36	1:40	1:39	1:39
3rd District	912	930	930	1,258	1:45	1:45	1:45	1:33
City of Imus	912	930	930 ^a	1,258	1:45	1:45	1:45	1:33
4th District	1,790	1,875	1,765	2,148	1:42	1:39	1:42	1:33
City of Dasmariñas	1,790	1,875	1,765	2,148 ^b	1:42	1:39	1:42	1:33
5th District	1,585	1,662	1,616	1,799	1:39	1:38	1:39	1:35
Carmona	271	273	271	292	1:38	1:38	1:37	1:35
Gen. M. Alvarez	497	517	445	566	1:42	1:40	1:47	1:34
Silang	817	872	900	941	1:39	1:37	1:35	1:35
6th District	820	944	938	NDA	1:44	1:39	1:42	NDA
City of Gen. Trias	820	944	938	NDA	1:44	1:39	1:40	NDA
7th District	1,455	1,693	1,618	1,882	1:43	1:38	1:35	1:37
Amadeo	121	125	133	132	1:35	1:34	1:32	1:31
Indang	233	250	263	242	1:33	1:30	1:28	1:30
Tanza	651	758	670	810	1:45	1:39	1:46	1:40
Trece Martires City	450	560	552	698	1:48	1:41	1:44	1:38
8th District	1,308	1,388	1,459	1,493	1:37	1:35	1:33	1:34
Alfonso	190	195	196	208	1:36	1:35	1:34	1:32
Gen. E. Aguinaldo	81	92	89	86	1:30	1:26	1:27	1:27
Magallanes	93	111	122	109	1:30	1:25	1:22	1:24
Maragondon	154	108	171	168	1:34	1:48	1:30	1:31
Mendez	97	108	109	111	1:38	1:34	1:33	1:33
Naic	376	435	397	472	1:40	1:37	1:43	1:38
Tagaytay City	232	252	287	251	1:40	1:36	1:31	1:36
Ternate	85	87	88	88	1:38	1:37	1:40	1:36
Total	10,576	11,073	10,935	11,210^c	1:40	1:38	1:39	1:35^c

Source: Department of Education Division Offices of Cavite, Cavite City, City of Bacoor, City of Imus, Region IV-A

^akinder teachers not included

^bCity of Dasmariñas public teachers in S.Y. 2018-2019 from the Department of Education Region IV-A

^cexcludes public teachers in City of General Trias

In addition, there are 6,666 classrooms in public elementary institutions in the province, excluding City of Dasmariñas and City of Gen. Trias. This resulted to a classroom to pupil ratio of 1:58 which means that in one classroom, 58 students are using it on average. This also

means that Cavite does not meet RA 7880 and Cavite public elementary schools have severe shortage of classrooms, in terms of students. Some cities and municipalities in Cavite have met RA 7880 in one shift. This includes the rural areas mostly – Cavite City, Kawit,

Noveleta, Amadeo, Indang, Alfonso, General Emilio Aguinaldo, Magallanes, Mendez, Tagaytay City. Most shortage of classrooms are recorded in urban areas such as City of Bacoor, Tanza, Trece Martires City, and Maragondon. Furthermore, there is an improvement with other towns with shortage of classrooms in the previous year. These are Rosario, City of Imus, General Mariano Alvarez, and Silang. Generally, there are enough public elementary schools in the province which are strategically distributed so as to be accessible to the general populace. The incessant increase in population resulted to a huge classroom backlog in the province. As of 2018, Cavite needs an additional of at least 1,955 classrooms in public elementary schools, excluding City of Dasmariñas and City of Gen. Trias, to comply with RA 7880.

Table 3.47 Instructional Room Analysis

Classroom to Pupil Ratio	Code	Remarks
Less than 46	Blue	Meet Republic Act 7880 ^a with one shift
46.00 – 50.99	Yellow	Fails to meet RA 7880 with one shift
51.00 – 55.99	Gold	Does not meet RA 7880 even with double shifting
More than 56	Red	Does not meet RA 7880, schools with severe shortage of classrooms ^b
No classroom available	Black	No existing instructional rooms

Source: Department of Education

^aRepublic Act No. 7880: An act of providing for the fair and equitable allocation of the DepEd budget for capital outlay

^bClassroom shortage: refers to the number of classrooms whose construction, in considering the number of students divided by the existing number of classrooms shall result in a student-classroom ratio of 45:1, classroom shall mean those exclusively used for instructional purposes and shall exclude offices, libraries, laboratories, workshops and the like

Table 3.48 Number of Public Classrooms in Elementary Education Institutions and Public Classroom to Pupil Ratio by City/Municipality; Province of Cavite: S.Y. 2017-2018 – S.Y. 2018-2019

City/Municipality	Number of Classrooms		Classroom:Pupil Ratio	
	S.Y. 2017-2018	S.Y. 2018-2019	S.Y. 2017-2018	S.Y. 2018-2019
1st District	900	947	1:43	1:41
Cavite City	350	362	1:34	1:32
Kawit	203	205	1:42	1:43
Noveleta	90	113	1:48	1:39
Rosario	257	267	1:56	1:52
2nd District	832	807	1:64	1:65
City of Bacoor	832	807	1:64	1:65
3rd District	569	759	1:74	1:55
City of Imus	569 ^a	759	1:74	1:55
4th District	1,039	NDA	1:71	NDA
City of Dasmariñas	1,039	NDA	1:71	NDA
5th District	1,023	1,340	1:61	1:46
Carmona	201	223	1:50	1:46
Gen. M. Alvarez	278	415	1:75	1:47
Silang	544	702	1:58	1:46
6th District	731	NDA	1:51	NDA
City of Gen. Trias	731	NDA	1:51	NDA
7th District	1,081	1,638	1:62	1:43
Amadeo	101	94	1:42	1:44
Indang	196	574	1:38	1:13
Tanza	454	557	1:68	1:58
Trece Martires City	330	413	1:73	1:64
8th District	1,170	1,175	1:42	1:43
Alfonso	196	188	1:34	1:35
Gen. E. Aguinaldo	59	60	1:41	1:39
Magallanes	90	95	1:30	1:28
Maragondon	83	78	1:62	1:66
Mendez	94	92	1:38	1:39
Naic	331	326	1:51	1:55
Tagaytay City	258	273	1:35	1:33
Ternate	59	63	1:54	1:50
Total	7,345	6,666^b	1:58	1:58^b

Source: Department of Education Division Offices of Cavite, Cavite City, City of Bacoor, City of Imus, Region IV-A

^aCity of Imus public classrooms in S.Y. 2017-2018 from the Department of Education Region IV-A

^bexcludes public teachers in City of Dasmariñas and City of General Trias

2017-2018	Education Statistics	2018-2019
377	Public Institutions	378
530,551	Enrolment	485,056
10,935	Public Teachers	11,210
1:39	Teacher : Pupil Ratio	1:35
7,345	Public Classrooms	6,666
1:58	Classroom : Pupil Ratio	1:58
68,593	Graduates	

Figure 3.16 Summary Statistics of Elementary Education Institutions in the Province of Cavite

Secondary Education

With the implementation of K-12 program, the secondary school in the Philippines is divided into two having four years of "Junior High School" and two years of "Senior High School" to prepare graduates for tertiary education, middle level skills development, employment and entrepreneurship.

Junior High School

Students graduating from the elementary level automatically enroll in junior high covering four years from grade 7 to grade 10. The Department of Education (DepEd) specifies a compulsory curriculum for all junior high school students. There are five core subjects taught in Junior High: Science, Mathematics, English, Filipino, and Araling Panlipunan (Social Studies). Other subjects taught in all levels of junior high school includes MAPEH, Values Education and Technology and Livelihood Education.

The overall enrolment in junior high school education totaled to 275,658 in S.Y. 2018-2019 which increased by

0.06 percent from 275,489 in S.Y.2017-2018. The highest enrolment was recorded in City of Dasmariñas covering 20.24 percent and the lowest in General Emilio Aguinaldo with 0.45 percent.

Despite the larger number of private schools in Cavite, most enrolment is in public junior high institutions that sum up to 208,781 students accounting to 75.74 percent of the total enrollees. Most enrollees are in City of Dasmariñas (19.05%), also with the most number of public JHS institutions. It is followed by City of Bacoor (11.81%) and City of Imus (11.05%). Least public JHS enrollees are in Magallanes (0.41%). On the other hand, private JHS enrolment totaled to 66,877 wherein most is in City of Dasmariñas (23.96%) followed by City of Bacoor (21.46%) and City of Imus (17.98%) while the least is in General Emilio Aguinaldo (0.18%). In addition, there are no private JHS schools in Maragondon and Ternate.

Table 3.49 Enrolment in Public Junior High Education by City/Municipality; Province of Cavite: S.Y.2017-2018 – S.Y. 2018 – 2019

City/ Municipality	Public Enrolment						
	S.Y. 2017-2018			S.Y. 2018-2019			% change
	Male	Female	Total	Male	Female	Total	
1st District	9,317	9,285	18,602	10,545	10,471	21,016	12.98
Cavite City	3,075	3,056	6,131	3,280	3,372	6,652	8.50
Kawit	2,497	2,510	5,007	2,860	2,843	5,703	13.90
Noveleta	800	779	1,579	981	891	1,872	18.56
Rosario	2,945	2,940	5,885	3,424	3,365	6,789	15.36
2nd District	10,639	10,714	21,353	12,444	12,208	24,652	15.45
City of Bacoor	10,639	10,714	21,353	12,444	12,208	24,652	15.45
3rd District	11,180	10,874	22,054	11,599	11,475	23,074	4.63
City of Imus	11,180	10,874	22,054	11,599	11,475	23,074	4.63
4th District	19,136	19,242	38,378	20,154	19,618	39,772	3.63
City of Dasmariñas ^a	19,136	19,242	38,378	20,154	19,618	39,772	3.63
5th District	13,843	14,210	28,053	15,712	15,265	30,977	10.42
Carmona	2,729	2,769	5,498	2,963	2,785	5,748	4.55
Gen. M. Alvarez	4,801	4,856	9,657	5,327	5,173	10,500	8.73
Silang	6,313	6,585	12,898	7,422	7,307	14,729	14.20
6th District	8,828	8,527	17,355	9,141	9,045	18,186	4.79
City of Gen. Trias	8,828	8,527	17,355	9,141	9,045	18,186	4.79
7th District	17,056	17,607	34,663	21,598	20,643	42,241	21.86
Amadeo	1,489	1,333	2,822	1,535	1,377	2,912	3.19
Indang	1,384	1,331	2,715	1,542	1,482	3,024	11.38
Tanza	8,072	8,544	16,616	11,194	10,485	21,679	30.47
Trece Martires City	6,111	6,399	12,510	7,327	7,299	14,626	16.91
8th District	12,399	12,279	24,678	13,634	13,415	27,049	9.61
Alfonso	1,862	1,708	3,570	1,961	1,806	3,767	5.52
Gen. E. Aguinaldo	488	492	980	572	537	1,109	13.16
Magallanes	362	342	704	454	406	860	22.16
Maragondon	2,075	2,108	4,183	2,098	2,112	4,210	0.65
Mendez	798	756	1,554	773	757	1,530	-1.54
Naic	2,691	2,607	5,298	3,265	3,193	6,458	21.90
Tagaytay City	3,244	3,519	6,763	3,657	3,795	7,452	10.19
Ternate	879	747	1,626	854	809	1,663	2.28
Total	102,398	102,738	205,136	105,686	103,095	208,781	1.78

Source: Department of Education Division Offices of Cavite, Cavite City, City of Bacoor, City of Imus, Region IV-A

^aCity of Dasmariñas enrolment in S.Y. 2018-2019 from the Department of Education Region IV-A

Table 3.50 Enrolment in Private Junior High Education by City/Municipality; Province of Cavite: S.Y.2017-2018 – S.Y. 2018 – 2019

City/ Municipality	S.Y. 2017-2018			S.Y. 2018-2019			% change
	Male	Female	Total	Male	Female	Total	
1st District	1,759	1,697	3,456	1,769	1,779	3,548	2.66
Cavite City	367	333	700	294	303	597	-14.71
Kawit	527	500	1,027	567	528	1,095	6.62
Noveleta	421	434	855	438	477	915	7.02
Rosario	444	430	874	470	471	941	7.67
2nd District	7,536	7,235	14,771	4,930	6,974	11,904	-19.41
City of Bacoor	7,536	7,235	14,771	4,930	6,974	11,904	-19.41
3rd District	5,881	5,643	11,524	6,111	5,912	12,023	4.33
City of Imus	5,881	5,643	11,524	6,111	5,912	12,023	4.33
4th District	6,591	6,173	12,764	8,280	7,744	16,024	25.54
City of Dasmariñas ^a	6,591	6,173	12,764	8,280	7,744	16,024	25.54
5th District	5,359	6,031	11,390	5,649	6,166	11,815	3.73
Carmona	279	235	514	307	227	534	3.89
Gen. M. Alvarez	1,309	1,218	2,527	1,328	1,272	2,600	2.89
Silang	3,771	4,578	8,349	4,014	4,667	8,681	3.98
6th District	2,603	2,389	4,992	2,790	2,616	5,406	8.29
City of Gen. Trias	2,603	2,389	4,992	2,790	2,616	5,406	8.29
7th District	3,036	2,771	5,807	3,100	2,884	5,984	3.05
Amadeo	94	88	182	167	153	320	75.82
Indang	676	616	1,292	666	584	1,250	-3.25
Tanza	1,268	1,132	2,400	1,257	1,172	2,429	1.21
Trece Martires City	998	935	1,933	1,010	975	1,985	2.69
8th District	2,911	2,738	5,649	2,952	2,627	5,579	-1.24
Alfonso	488	500	988	493	468	961	-2.73
Gen. E. Aguinaldo	85	62	147	73	50	123	-16.33
Magallanes	499	442	941	490	397	887	-5.74
Maragondon	-	-	-	-	-	-	-
Mendez	458	450	908	457	453	910	0.22
Naic	1,066	1,019	2,085	1,094	957	2,051	-1.63
Tagaytay City	315	265	580	345	302	647	11.55
Ternate	-	-	-	-	-	-	-
Total	35,676	34,677	70,353	32,791	34,086	66,877	-4.94

Source: Department of Education Division Offices of Cavite, Cavite City, City of Bacoor, City of Imus, Region IV-A
^aCity of Dasmariñas enrolment in S.Y. 2018-2019 from the Department of Education Region IV-A

The number of JHS promotees for S.Y. 2017-2018 is 245,123. Most promotees are from public schools having 183,593 students (74.90%). Moreover, most promotees are from City of Dasmariñas (4.93%) (Table 3.51).

Table 3.51 Number of Promotees in Junior High Education Institutions(Grade 10) by DepEd Divisions; Province of Cavite: S.Y. 2017-2018

Division	Public			Private		
	Male	Female	Total	Male	Female	Total
City of Bacoor	2,042	2,361	4,403	1,785	1,857	3,642
Cavite ^a	12,065	13,255	25,320	3,497	3,652	7,149
Cavite City	675	713	1,388	107	76	183
City of Dasmariñas	3,818	4,312	8,130	2,020	1,924	3,944
City of Imus	2,308	2,462	4,770	1,392	1,354	2,746
Total	87,666	95,927	183,593	30,539	30,991	61,530

Source: Department of Education Region IV-A
^aDivision of Cavite includes Kawit, Noveleta, Rosario, Carmona, GMA, Silang, Amadeo, City of Gen. Trias, Tanza, Trece Martires City, Alfonso, Gen. Emilio Aguinaldo, Indang, Magallanes, Maragondon, mendez, Naic, Tagaytay City, and Ternate

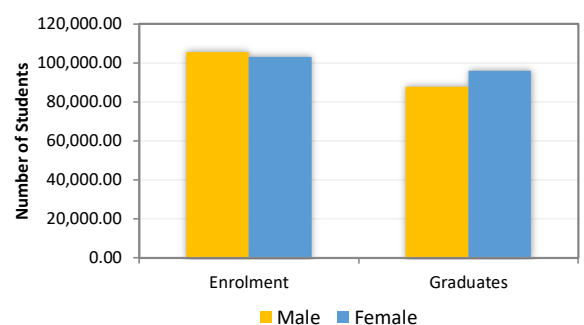


Figure 3.17 Comparative Number of Public Junior High Enrolment (S.Y. 2018-2019) and Graduates (S.Y. 2017-2018); Province of Cavite

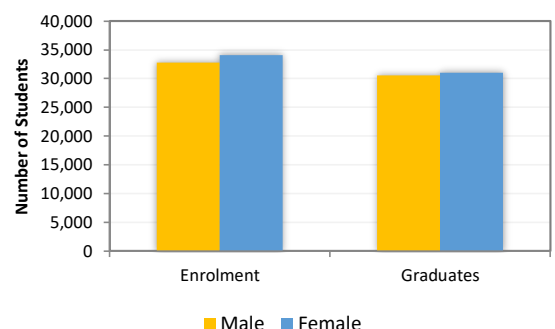


Figure 3.18 Comparative Number of Private Junior High Enrolment (S.Y. 2018-2019) and Graduates (S.Y. 2017-2018); Province of Cavite

The number of public JHS teachers in the province, excluding public teachers in City of General Trias, totaled to 8,276 which increased by 8.00 percent from the previous school year. Based on the total public enrolment and the actual number of public teachers, it showed that there is no teacher deficiency in the public junior high level wherein 25 students are handled by a teacher, on average. The teacher to student ratio in every cities and municipalities is of at least the generous teacher provision range. Tanza and Naic has a generous teacher provision. City of Dasmariñas, Amadeo, Magallanes, Maragondon, and Mendez has excessive surplus teacher provision while the rest of the towns has a surplus teacher provision.

Table 3.52 Number of Public Teachers in Junior High Education Institutions and Public Teacher to Pupil Ratio by City/Municipality; Province of Cavite: S.Y. 2017-2018 – S.Y. 2018-2019

City/ Municipality	Number of Teachers		Teacher:Pupil Ratio	
	S.Y. 2017- 2018	S.Y. 2018- 2019	S.Y. 2017- 2018	S.Y. 2018- 2019
1st District	728	773	1:26	1:27
Cavite City	261	262	1:23	1:25
Kawit	183	212	1:27	1:27
Noveleta	74	65	1:21	1:29
Rosario	210	234	1:28	1:29
2nd District	645	915	1:33	1:27
City of Bacoor ^a	645	915	1:33	1:27
3rd District	644	875	1:34	1:26
City of Imus	644	875	1:34	1:26
4th District	1,368	1,634	1:28	1:24
City of Dasmariñas ^a	1,368	1,634	1:28	1:24
5th District	1,041	1,169	1:27	1:26
Carmona	173	216	1:32	1:27
Gen. M. Alvarez	343	357	1:28	1:29
Silang	525	596	1:25	1:25
6th District	614	NDA	1:28	NDA
City of Gen. Trias	614	NDA	1:28	NDA
7th District	1,351	1,354	1:26	1:31
Amadeo	166	122	1:17	1:24
Indang	167	108	1:16	1:28
Tanza	530	636	1:31	1:34
Trece Martires City	488	488	1:26	1:30
8th District	1,272	1,037	1:19	1:26
Alfonso	250	148	1:14	1:25
Gen. E. Aguinaldo	41	42	1:24	1:26
Magallanes	50	41	1:14	1:21
Maragondon	263	190	1:16	1:22
Mendez	105	64	1:15	1:24
Naic	220	210	1:24	1:31
Tagaytay City	246	281	1:27	1:27
Ternate	97	61	1:17	1:27
Total	7,663	8,276^b	1:27	1:25^b

Source: Department of Education Division Offices of Cavite, Cavite City, City of Imus, Region IV-A

^aCity of Bacoor and City of Dasmariñas public teachers in S.Y. 2018-2019 from the Department of Education Region IV-A

^bTotal number of public teachers and ratio does not include public teachers in City of Gen. Trias

2017-2018	Education	2018-2019
88	Public Institutions	93
275,489	Enrolment	275,658
7,663	Public Teachers	8,276
1:27	Teacher: Pupil Ratio	1:25
245,123	Promotees	

Figure 3.19 Summary Statistics of Junior High Education Institutions in the Province of Cavite

Senior High School

The new high school curriculum includes core classes and specialization classes based on student choice of specialization. Students may choose a specialization based on aptitude, interests, and school capacity. Classes or courses are divided into two: Core Curriculum Subjects and Track Subjects.

There are eight learning areas under the core curriculum. These are Language, Humanities, Communication, Mathematics, Science, Social Science, Philosophy, and PE and Health. These will make up 15 core courses with the same contents and competencies but with allowed contextualization based on school's location despite of specializations of tracks and strands. Track subjects will be further divided into Applied or Contextualized Subjects and the Specialization Subjects. There would be 7 Applied Subjects with competencies common to tracks and strands or specializations but with different contents based on specialization, and there would be 9 Specialization Subjects with unique contents and competencies under a track or strand.

There is a total of 101,794 enrolment in senior high school education in S.Y. 2017-2018 which decreased by 1.65 percent from 103,497 in S.Y.2018-2019. The highest enrolment was recorded in City of Dasmariñas with 30,317 enrollees and the lowest in Noveleta with 323 enrollees.

Unlike junior high school, most enrolment is in private institutions that sums up to 68,021 private enrollees out of 101,794 total enrollees in the province. This accounted to 67.00 percent of the total enrollees wherein most is in City of Dasmariñas (35.27%) followed by City of Bacoor (11.65%) and City of Imus (11.65%) while least in General Emilio Aguinaldo (0.11%). Moreover, there are no private senior high institutions in Maragondon. On the other hand, a total of 33,773 students are enrolled in public institutions wherein most public enrollees are in City of Dasmariñas (18.72%). It is followed by Tanza with 4,494 public SHS enrollees (13.31%). Least public SHS enrollees are in Magallanes with 166 enrollees (0.49%).

Table 3.53 Enrolment in Public Senior High Education by City/Municipality; Province of Cavite: S.Y.2017-2018 – S.Y. 2018 – 2019

City/ Municipality	Public Enrolment						% change
	S.Y. 2017-2018			S.Y. 2018-2019			
	Male	Female	Total	Male	Female	Total	
1st District	1,402	1,444	2,846	1,865	1,729	3,594	26.28
Cavite City	641	672	1,313	1,073	906	1,979	50.72
Kawit	457	457	914	483	493	976	6.78
Noveleta	45	22	67	116	91	207	208.96
Rosario	259	293	552	193	239	432	-21.74
2nd District	824	759	1,583	1,471	1,190	2,661	68.10
City of Bacoor	824	759	1,583	1,471	1,190	2,661	68.10
3rd District	907	766	1,673	990	928	1,918	14.64
City of Imus	907	766	1,673	990	928	1,918	14.64
4th District	2,728	2,744	5,472	3,136	3,187	6,323	15.55
City of Dasmariñas ^a	2,728	2,744	5,472	3,136	3,187	6,323	15.55
5th District	2,847	3,052	5,899	3,168	3,251	6,419	8.82
Carmona	690	692	1,382	777	858	1,635	18.31
Gen. M. Alvarez	1,084	1,235	2,319	1,144	1,184	2,328	0.39
Silang	1,073	1,125	2,198	1,247	1,209	2,456	11.74
6th District	872	859	1,731	1,022	1,052	2,074	19.82
City of Gen. Trias	872	859	1,731	1,022	1,052	2,074	19.82
7th District	3,148	3,151	6,299	3,562	3,489	7,051	11.94
Amadeo	413	372	785	368	321	689	-12.23
Indang	338	271	609	234	281	515	-15.44
Tanza	1,774	1,771	3,545	2,338	2,156	4,494	26.77
Trece Martires City	623	737	1,360	622	731	1,353	-0.51
8th District	2,440	2,590	5,030	2,882	2,925	5,807	15.45
Alfonso	377	432	809	393	414	807	-0.25
Gen. E. Aguinaldo	83	88	171	130	118	248	45.03
Magallanes	96	105	201	74	92	166	-17.41
Maragondon	493	520	1,013	549	553	1,102	8.79
Mendez	107	90	197	123	122	245	24.37
Naic	359	397	756	486	504	990	30.95
Tagaytay City	691	728	1,419	902	908	1,810	27.55
Ternate	234	230	464	225	214	439	-5.39
Total	15,168	15,365	30,533	17,074	16,699	33,773	10.61

Source: Department of Education Division Offices of Cavite, Cavite City, City of Bacoor, City of Imus, Region IV-A

^aCity of Dasmariñas enrolment in S. Y. 2018-2019 from the Department of Education Region IV-A

Table 3.54 Enrolment in Private Senior High Education by City/Municipality; Province of Cavite: S.Y.2017-2018 – S.Y. 2018 – 2019

City/ Municipality	Private Enrolment						% change
	S.Y. 2017-2018			S.Y. 2018-2019			
	Male	Female	Total	Male	Female	Total	
1st District	2,208	2,478	4,686	2,157	2,480	4,637	-1.05
Cavite City	912	1,226	2,138	787	1,121	1,908	-10.76
Kawit	363	319	682	372	324	696	2.05
Noveleta	81	56	137	51	65	116	-15.33
Rosario	852	877	1,729	947	970	1,917	10.87
2nd District	5,626	6,334	11,960	3,510	4,416	7,926	-33.73
City of Bacoor	5,626	6,334	11,960	3,510	4,416	7,926	-33.73
3rd District	3,006	3,288	6,294	3,475	3,660	7,135	13.36
City of Imus	3,006	3,288	6,294	3,475	3,660	7,135	13.36
4th District	-	-	23,570	11,702	12,292	23,994	1.80
City of Dasmariñas ^a			23,570	11,702	12,292	23,994	1.80
5th District	3,667	5,189	8,856	3,754	5,108	8,862	0.07
Carmona	267	321	588	251	234	485	-17.52
Gen. M. Alvarez	1,403	1,823	3,226	1,491	1,902	3,393	5.18
Silang	1,997	3,045	5,042	2,012	2,972	4,984	-1.15
6th District	2,070	2,447	4,517	2,328	2,688	5,016	11.05
City of Gen. Trias	2,070	2,447	4,517	2,328	2,688	5,016	11.05
7th District	3,478	4,063	7,541	4,273	5,080	9,353	24.03
Amadeo	21	66	87	46	65	111	27.59
Indang	241	252	493	305	361	666	35.09
Tanza	1,060	1,384	2,444	1,217	1,488	2,705	10.68
Trece Martires City	2,156	2,361	4,517	2,705	3,166	5,871	29.98
8th District	2,597	2,943	5,540	2,892	3,222	6,114	10.36
Alfonso	158	129	287	213	200	413	43.90
Gen. E. Aguinaldo	77	70	147	43	34	77	-47.62
Magallanes	230	242	472	223	199	422	-10.59

Table 3.54 continued...

City/ Municipality	Private Enrolment						% change
	S.Y. 2017-2018			S.Y. 2018-2019			
	Male	Female	Total	Male	Female	Total	
Maragondon	-	-	-	-	-	-	-
Mendez	213	249	462	271	309	580	25.54
Naic	811	903	1,714	858	839	1,697	-0.99
Tagaytay City	908	1,152	2,060	1,052	1,300	2,352	14.17
Ternate	200	198	398	232	341	573	43.97
Total	22,652	26,742	72,964	31,763	36,258	68,021	-6.77

Source: Department of Education Division Offices of Cavite, Cavite City, City of Bacoor, City of Imus, Region IV-A

^aCity of Dasmariñas enrolment in S.Y. 2018-2019 from the Department of Education Region IV-A

The number of SHS graduates for S.Y. 2017-2018 is 174,800. Most graduates are from private schools having 105,031 graduates (60.09%). Moreover, most graduates in private schools are from City of Dasmariñas (9.58%) as well as in public institutions where the city covers 3.78 percent of all public SHS graduates (Table 3.55).

Table 3.55 Number of Graduates in Senior High Education Institutions(Grade 12) by DepEd Divisions; Province of Cavite: S.Y. 2017-2018

Division	Public			Private		
	Male	Female	Total	Male	Female	Total
City of Bacoor	309	285	594	2,486	2,763	5,249
Cavite ^a	4,936	5,388	10,324	4,541	5,532	10,073
Cavite City	291	275	566	515	704	1,219
City of Dasmariñas	1,303	1,335	2,638	4,643	5,422	10,065
City of Imus	400	352	752	1,349	1,511	2,860
Total	34,286	35,483	69,769	48,266	56,765	105,031

Source: Department of Education Region IV-A

^aDivision of Cavite includes Kawit, Noveleta, Rosario, Carmona, GMA, Silang, Amadeo, City of Gen. Trias, Tanza, Trece Martires City, Alfonso, Gen. Emilio Aguinaldo, Indang, Magallanes, Maragondon, mendez, Naic, Tagaytay City, and Ternate

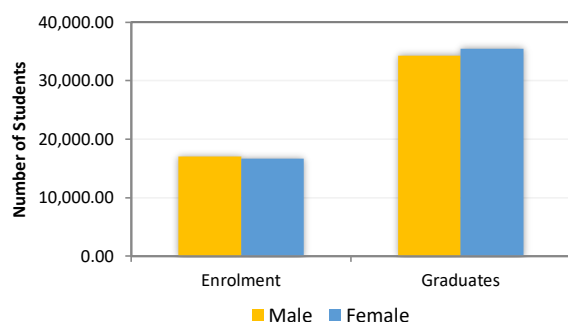


Figure 3.20 Comparative Number of Public Senior High Enrolment (S.Y. 2018-2019) and Graduates (S.Y. 2017-2018); Province of Cavite

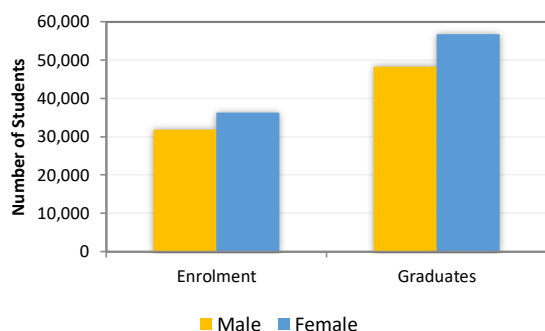


Figure 3.21 Comparative Number of Private Senior High Enrolment (S.Y. 2018-2019) and Graduates (S.Y. 2017-2018); Province of Cavite

The number of public SHS teachers in the province totaled to 1,335, excluding public teachers in the City of General Trias, which increased by 5.36 percent from 1,267 in the previous school year. Most teachers are also in the areas with most number of schools in the province.

Based on the total public enrolment and the actual public number of teachers, it showed that there is no teacher deficiency in the public SHS level. The teacher-student ratio in all the cities and municipalities is at least of the national mean ratio. Cavite City has reached the national mean ratio with 37 students for every 1 teacher while Noveleta, Tanza, and General Emilio Aguinaldo have generous teacher provision. Furthermore, Kawit, City of Dasmariñas, Carmona, Silang, Maragondon, and Tagaytay City have surplus teacher provision while the rest has excessive surplus teacher provision. In conclusion, Cavite was not in lack of public SHS teachers having 25 students for every 1 teacher.

Table 3.56 Number of Public Teachers in Senior High Education Institutions and Public Teacher to Pupil Ratio by City/Municipality; Province of Cavite: S.Y. 2017-2018 – S.Y. 2018-2019

City/ Municipality	Number of Teachers		Teacher:Pupil Ratio	
	S.Y. 2017-2018	S.Y. 2018-2019	S.Y. 2017-2018	S.Y. 2018-2019
1st District	119	124	1:24	1:29
Cavite City	47	54	1:28	1:37
Kawit	36	36	1:25	1:27
Noveleta	8	6	1:08	1:35
Rosario	28	28	1:20	1:15
2nd District	78	114	1:20	1:23
City of Bacoor ^a	78	114	1:20	1:23
3rd District	66	129	1:25	1:15
City of Imus	66	129	1:25	1:15
4th District	201	233	1:27	1:27
City of Dasmariñas ^a	201	233	1:27	1:27
5th District	243	244	1:24	1:26
Carmona	55	56	1:25	1:29
Gen. M.	94	94	1:25	1:25
Alvarez	94	94	1:23	1:26
Silang	94	94	1:23	1:26
6th District	68	NDA	1:25	NDA
City of Gen. Trias	68	NDA	1:25	NDA
7th District	264	264	1:23	1:27
Amadeo	37	36	1:21	1:19
Indang	26	26	1:23	1:20
Tanza	143	145	1:25	1:31

Table 3.56 continued...

City/ Municipality	Number of Teachers		Teacher:Pupil Ratio	
	S.Y. 2017- 2018	S.Y. 2018- 2019	S.Y. 2017- 2018	S.Y. 2018- 2019
Trece Martires City	58	57	1:23	1:24
8th District	228	227	1:22	1:26
Alfonso	34	33	1:24	1:24
Gen. E. Aguinaldo	8	8	1:21	1:31
Magallanes	9	9	1:22	1:18
Maragondon	45	42	1:23	1:26
Mendez	18	18	1:11	1:14
Naic	30	30	1:25	1:33
Tagaytay City	62	65	1:23	1:28
Ternate	22	22	1:21	1:20
Total	1,267	1,335^b	1:24	1:25^b

Source: Department of Education Division Offices of Cavite, Cavite City, City of Imus, Region IV-A

^aCity of Bacoor and City of Dasmariñas public teachers in S.Y. 2018-2019 from the Department of Education Region IV-A

^bTotal number of public teachers and ratio does not include public teachers in City of Gen. Trias

2017-2018	Education	2018-2019
56	Public Institutions	58
103,497	Enrolment	101,794
1,267	Public Teachers	1,335
1:24	Teacher : Pupil Ratio	1:25
105,351	Graduates	

Figure 3.22 Summary Statistics of Junior High Education Institutions in the Province of Cavite

Higher Education

Higher education plays an important role in the economic and social development of an individual as well as his nation's. Higher education institutions (HEIs) have the main responsibility of equipping individuals with the advanced knowledge and skills required for positions and responsibilities in government, business, and the professions. These institutions yield new knowledge generated elsewhere in the world and support government and business with advice and consultancy services (World Bank, 1994).

In the Philippines, higher education is offered through various degree programs by a wide selection of colleges and universities, collectively known as higher education institutions (HEIs). They are administered and regulated by the Commission on Higher Education (CHED). HEI programs are categorized into five namely, pre-baccalaureate, baccalaureate, post-baccalaureate, masters and doctoral programs. Pre-baccalaureate programs are optional programs taken before entering a baccalaureate degree that is designed to engage college-ready high school students in college level learning. Baccalaureate degree, mostly known as bachelor's

degree, is an academic degree received upon the completion of a student's undergraduate education. Meanwhile, post-baccalaureate programs are offered for those who already have a first undergraduate degree and go broader in his/her baccalaureate degree, and who are working toward a second bachelor's degree or a second entry degree. Such courses, may prepare the student for graduate studies or for a different career or profession. On the other hand, a master's degree is the first level of graduate study and usually a second-cycle academic degree awarded by universities or colleges upon completion of a course or study demonstrating a mastery or high order overview of a specific field of study or area of professional practice. A master degree student is speculated to possess advanced knowledge of specialized topics, higher order of analysis, critical evaluation or professional application, and ability to solve complex problems and think meticulously and independently. Lastly, a doctorate degree is the highest academic degree awarded by universities and colleges which qualifies the holder to teach in the specific field of their study.

Public universities are all non-sectarian entities and are further classified into two types: State Universities and Colleges (SUCs) or Local Universities and Colleges (LUCs). These are defined by the Commission on Higher Education (CHED) as follows:

- 1) State universities and colleges (SUCs) are defined as "public higher education institutions established by law, administered and financially subsidized by the government". State universities are governed by the Board of Regents (BOR) and state colleges are governed by a Board of Trustees (BOT). These boards maintain the formulation and approval of policies, rules and standards in SUCs. They are headed by the CHED Chairman; however, through the implementation of CHED Order No. 31 series of 2001 of the Commission en banc, CHED Commissioners are authorized to head the BOR/ BOT of SUCs.
- 2) Local universities and colleges (LUCs) are "established by the local government units through resolutions or ordinances and financed by the local government concerned".
- 3) Public HEIs can be also classified into a CHED Supervised Institution (CSI), "a non-chartered, public, post-secondary education institution, established by law, administered, supervised and financially supported by the government", and Special HEIs, "public organizations offering higher education programs related to public service which are operated and controlled in accordance with special law governing them". The latter institutions provide special academic, research and technical assistance programs pursuant to the basic mandates of their parent agencies.

On the other hand, private colleges and universities are non-government institutions which are established under the Corporation Code and are governed by the special laws and general provisions of the said Code. Private HEIs may be sectarian or non-sectarian. Sectarian private HEIs are usually non-stock, non-profit, duly incorporated, owned and operated by a religious organization while non-sectarian private HEIs are incorporated, owned and operated by private entities that are not affiliated to any religious organizations.

Generally, private HEIs are covered by the policies, standards and guidelines (PSGs) set by CHED in terms of program offerings, curriculum, and administration and faculty academic qualifications, among others. Officials or owners of private HEIs usually manage their internal organizations and implement the PSGs formulated by CHED.

For Academic Year 2018-2019, there were 75 higher education institutions in Cavite, 18 schools (24%) of all HEIs are publicly owned while 57 schools (76%) are

private. Among the public higher education institutions are the main campus and the ten satellite campuses of the province’s very own Cavite State University, two satellite campuses of Polytechnic University of the Philippines, a satellite campus of Technological University of the Philippines, and Eulogio “Amang” Rodriguez Institute of Science and Technology, two LUCs – City College of Tagaytay and Trece Martires City College, and Philippine National Police Academy (PNPA), a special HEI situated in Silang, Cavite.

In terms of districts, most of the HEIs in the province are located in the 4th District with a total of 17 schools (22.67%), followed by the 5th District while the least number of HEIs are in the 6th District with three schools (4.00%) (Table 3.56). In terms of cities and municipalities, City of Dasmariñas has the most followed by Silang and City of Bacoor while the least are Amadeo, Indang, Alfonso, Maragondon, and Terante with one each. It is notable that there are no HEIs in Kawit, Noveleta, General Emilio Aguinaldo, and Mendez (Table 3.56).

Table 3.57 Number of Higher Education Institutions by District; Province of Cavite: S.Y. 2017-2018

District	Public					Private	Total
	Main	SUCs Satellite Campuses	Sub-total	LUCs	Special		
1 st District		2	2			4	6
2 nd District		1	1			7	8
3 rd District		1	1			6	7
4 th District		1	1			16	17
5 th District		3	3		1	10	14
6 th District		1	1	0		2	3
7 th District	1	2	3	1		4	8
8 th District		3	3	1		8	12
TOTAL	1	14	15	2	1	57	75

Source: Higher Education Institutions in Cavite

Among 75 HEIs, 8 HEIs recorded no available data. The presented HEI number of enrollees and graduates in numerous disciplines are for the 67 HEIs with available data and categorized per program, sex, district/municipality. In S.Y. 2018-2019, a total of 2,508 students are enrolled in pre- baccalaureate program while 94,279 are in baccalaureate program. In post- baccalaureate program, there are 1,611 enrollees. Masters and Doctoral program has 5,759 and 736 enrollees, respectively. Technological University of the Philippines – Cavite has the highest number of enrollees for pre – baccalaureate

program (649), while Cavite State University in Indang has the highest number of enrollees for baccalaureate programs (15,880). For the graduate programs, De La Salle Health Sciences Institute in City of Dasmariñas has the most number of post- baccalaureate enrollees (1,126). In Masteral degree, Western Colleges in Naic has the highest enrolment (1,768). De La Salle University – Dasmariñas has the highest number of enrollees in doctoral program with 260 enrollees.

Table 3.58 Enrolment in Public Higher Education Institutions (Pre-Baccalaureate to Post-Baccalaureate) Province of Cavite: S.Y. 2018-2019

Name of School	Pre-Baccalaureate			Baccalaureate			Post-Baccalaureate		
	Male	Female	Total	Male	Female	Total	Male	Female	Total
Cavite City									
Cavite State University-Cavite City	-	-	-	1,125	1,282	2,407	-	-	-
Rosario									
Cavite State University-Rosario	200	78	278	1,727	1,764	3,491	-	-	-
Bacoor									
Cavite State University-Bacoor	-	-	-	1,281	1,283	2,564	-	-	-
City of Imus									
Cavite State University-Imus	-	-	-	2,538	2,538	5,076	21	-	21
City of Dasmariñas									
Technological University of the Philippines - Cavite	446	203	649	629	388	1,017	-	-	-

Table 3.58 continued...

Name of School	Pre-Baccalaureate			Baccalaureate			Post-Baccalaureate		
	Male	Female	Total	Male	Female	Total	Male	Female	Total
Carmona									
Cavite State University-Carmona	-	-	-	980	1,333	2,313	-	-	-
General Mariano Alvarez									
Eulogio "Amang" Rodriguez Institute of Science and Technology	-	-	-	1,300	1,510	2,810	-	-	-
Silang									
Cavite State University-Silang	62	29	91	1,421	2,090	3,511	-	-	-
Philippine National Police Academy	-	-	-	878	183	1,061	-	-	-
City of General Trias									
Cavite State University-Gen. Trias	13	10	23	319	513	832	-	-	-
Indang									
Cavite State University-Main	153	132	285	7,500	8,380	15,880	19	56	75
Tanza									
Cavite State University-Tanza	-	-	-	145	210	355	-	-	-
Trece Martires City									
Cavite State University-Trece Martires City	30	28	58	400	648	1,048	-	-	-
Trece Martires City College	-	-	-	407	655	1,062	-	-	-
Alfonso									
Polytechnic University of the Philippines-Alfonso Campus	-	-	-	145	288	433	-	-	-
Maragondon									
Polytechnic University of the Philippines-Maragondon	51	35	86	403	563	966	-	3	3
Naic									
Cavite State University-Naic	23	9	32	505	728	1,233	5	17	22
Tagaytay City									
City College of Tagaytay	-	-	-	869	1,294	2,163	-	-	-
TOTAL	978	524	1,502	22,572	25,650	48,222	45	76	121

Source: Higher Education Institutions in Cavite

Table 3.59 Enrolment in Public Higher Education Institutions (Masteral to Doctoral); Province of Cavite: S.Y. 2018-2019

Name of School	Masteral Degree			Doctoral Degree			Overall Total		
	Male	Female	Total	Male	Female	Total	Male	Female	Total
Cavite City									
Cavite State University-Cavite City	-	-	-	-	-	-	1,125	1,282	2,407
Rosario									
Cavite State University-Rosario	-	-	-	-	-	-	1,927	1,842	3,769
Bacoor									
Cavite State University-Bacoor	-	-	-	-	-	-	1,281	1,283	2,564
City of Imus									
Cavite State University-Imus	-	-	-	-	-	-	2,559	2,538	5,097
City of Dasmariñas									
Technological University of the Philippines - Cavite	-	-	-	-	-	-	1,075	591	1,666
Carmona									
Cavite State University-Carmona	-	-	-	-	-	-	980	1,333	2,313
General Mariano Alvarez									
Eulogio "Amang" Rodriguez Institute of Science and Technology	86	256	342	16	37	53	1,402	1,803	3,205
Silang									
Cavite State University-Silang	-	-	-	-	-	-	1,483	2,119	3,602
Philippine National Police Academy	-	-	-	-	-	-	878	183	1,061
City of General Trias									
Cavite State University-Gen. Trias	-	-	-	-	-	-	332	523	855
Indang									
Cavite State University-Main	368	700	1,068	33	51	84	8,073	9,319	17,392
Tanza									
Cavite State University-Tanza	-	-	-	-	-	-	145	210	355
Trece Martires City									
Cavite State University-Trece Martires City	-	-	-	-	-	-	430	676	1,106
Trece Martires City College	-	-	-	-	-	-	407	655	1,062
Alfonso									
Polytechnic University of the Philippines-Alfonso Campus	-	-	-	-	-	-	145	288	433

Table 3.59 continued...

Name of School	Masteral Degree			Doctoral Degree			Overall Total		
	Male	Female	Total	Male	Female	Total	Male	Female	Total
Maragondon									
Polytechnic University of the Philippines-Maragondon	17	129	146	-	-	-	471	730	1,201
Naic									
Cavite State University-Naic	-	-	-	-	-	-	533	754	1,287
Tagaytay City									
City College of Tagaytay	-	-	-	-	-	-	869	1,294	2,163
TOTAL	471	1,085	1,556	49	88	137	24,115	27,423	51,538

Source: Higher Education Institutions in Cavite

Table 3.60 Enrolment in Private Higher Education Institutions (Pre-Baccalaureate to Post-Baccalaureate) by City/Municipality; Province of Cavite: S.Y. 2018-2019

City/ Municipality	Pre-Baccalaureate			Baccalaureate			Post-Baccalaureate		
	Male	Female	Total	Male	Female	Total	Male	Female	Total
1st District	22	10	32	678	777	1,425	4	-	4
Cavite City	22	10	32	479	592	1,071	4	-	4
Kawit	-	-	-	-	-	-	-	-	-
Noveleta	-	-	-	-	-	-	-	-	-
Rosario	-	-	-	169	185	354	-	-	-
2nd District	131	72	203	3,010	3,595	6,595	14	10	24
City of Bacoor	131	72	203	3,010	3,595	6,595	14	10	24
3rd District	59	40	99	543	857	1,400	0	0	0
City of Imus	59	40	99	543	857	1,400	0	0	0
4th District	245	238	483	9,755	10,398	20,133	432	714	1,146
City of Dasmarinas	245	238	483	9,735	10,398	20,133	432	714	1,146
5th District	79	45	124	2,286	2,717	5,003	52	90	142
Carmona	-	-	-	191	149	340	-	-	-
Gen. M. Alvarez	-	-	-	297	316	613	-	-	-
Silang	79	45	124	1,798	2,252	4,050	52	90	142
6th District	-	-	-	3,072	3,277	9,349	-	-	-
City of Gen. Trias	-	-	-	3,072	3,277	6,349	-	-	-
7th District^a	28	28	56	144	276	420	-	-	-
Amadeo	-	-	-	27	60	87	-	-	-
Indang	-	-	-	-	-	-	-	-	-
Tanza	28	28	56	117	216	333	-	-	-
Trece Martires City ^a	-	-	-	-----NDA-----			-	-	-
8th District	4	5	9	481	751	1,232	0	0	0
Alfonso	-	-	-	-	-	-	-	-	-
Gen. E. Aguinaldo	-	-	-	-	-	-	-	-	-
Magallanes	-	-	-	50	79	129	-	-	-
Maragondon	-	-	-	-	-	-	-	-	-
Mendez	-	-	-	-	-	-	-	-	-
Naic	-	-	-	383	644	1,027	-	-	-
Tagaytay City	4	5	9	48	28	76	-	-	-
Ternate ^a	-	-	-	-----NDA-----			-	-	-

Source: Higher Education Institutions in Cavite

^adoes not include enrollees from Colegio de Amore (Trece Martires City), Cavite West Point College (Ternate), HEIs without data are Montessori Professional College (City of Imus), Far Eastern Polytechnic College (City of Dasmarinas), Southern Luzon College of Business, Maritime, Science and Technology (City of Dasmarinas), Young Ji (City of General Trias), College, Colegio de Amore (Trece Martires City), Cavite West Point College-Magallanes Inc. (Magallanes), Olivarez College (Tagaytay City), Cavite West Point College (Ternate)

Table 3.61 Enrolment in Private Higher Education Institutions (Masteral to Doctoral) by City/Municipality Province of Cavite: S.Y. 2018-2019

City/ Municipality	Masteral Degree			Doctoral Degree		
	Male	Female	Total	Male	Female	Total
1st District	6	43	49	-	-	-
Cavite City	6	43	49	-	-	-
Kawit	-	-	-	-	-	-
Noveleta	-	-	-	-	-	-
Rosario	-	-	-	-	-	-
2nd District	-	-	-	-	-	-
City of Bacoor	5	3	8	-	-	-
3rd District	17	12	29	-	-	-
City of Imus	17	12	29	-	-	-
4th District	556	1,205	1,761	131	226	357
City of Dasmarinas	556	1,205	1,761	131	226	357
5th District	195	226	421	163	67	230
Carmona	-	-	-	-	-	-

Table 3.61 continued...

City/ Municipality	Masteral Degree			Doctoral Degree		
	Male	Female	Total	Male	Female	Total
Gen. M. Alvarez	-	-	-	-	-	-
Silang	195	226	421	163	67	230
6th District	45	65	110	4	8	12
City of Gen. Trias	45	65	110	4	8	12
7th District^a	-	-	-	-	-	-
Amadeo	-	-	-	-	-	-
Indang	-	-	-	-	-	-
Tanza	-	-	-	-	-	-
Trece Martires City ^a			-----NDA-----			
8th District	307	1,518	1,825	-	-	-
Alfonso	-	-	-	-	-	-
Gen. E. Aguinaldo	-	-	-	-	-	-
Magallanes	-	-	-	-	-	-
Maragondon	-	-	-	-	-	-
Mendez	-	-	-	-	-	-
Naic	263	1,518	1,781	-	-	-
Tagaytay City	44	-	44	-	-	-
Ternate ^a			-----NDA-----			

Source: Higher Education Institutions in Cavite

^adoes not include enrollees from Colegio de Amore (Trece Martires City), Cavite West Point College (Ternate), < HEIs without data are Montessori Professional College (City of Imus), Far Eastern Polytechnic College (City of Dasmariñas), Southern Luzon College of Business, Maritime, Science and Technology (City of Dasmariñas), Young Ji (City of General Trias), College, Colegio de Amore (Trece Martires City), Cavite West Point College-Magallanes Inc. (Magallanes), Olivarez College (Tagaytay City), Cavite West Point College (Ternate)

Among 75 HEIs, PNTC Colleges produced the highest number of graduates in pre-baccalaureate program with 582 students, followed by AISAT Colleges – Dasmariñas with 408 graduates. In baccalaureate program, Cavite State University – Main Campus produced the highest number of graduates with 2,711 students, followed by De La Salle University – Dasmariñas and Lyceum of the Philippines University Cavite with 2,480 and 1,980

graduates, respectively. De La Salle Health Sciences Institute has the most number of post-baccalaureate graduates (241). For the masteral degree, Philippine Christian University has the greatest number of graduates (216), while on doctoral's degree, Adventist International Institute of Advanced Studies produce highest number of graduates (17).

Table 3.62 Graduates in Public Higher Education Institutions (Pre-Baccalaureate to Post-Baccalaureate) Province of Cavite: S.Y. 2017-2018

Name of School	Pre-Baccalaureate			Baccalaureate			Post-Baccalaureate		
	Male	Female	Total	Male	Female	Total	Male	Female	Total
Cavite City									
Cavite State University-Cavite City	6	2	8	154	274	428	-	-	-
Rosario									
Cavite State University-Rosario	183	87	270	296	350	646	-	-	-
Bacoor									
Cavite State University-Bacoor	-	-	-	166	224	390	-	-	-
City of Imus									
Cavite State University-Imus	2	10	12	462	616	1,078	-	-	-
City of Dasmariñas									
Technological University of the Philippines - Cavite	71	54	125	199	127	326	-	-	-
Carmona									
Cavite State University-Carmona	17	9	26	136	276	412	-	-	-
General Mariano Alvarez									
Eulogio "Amang" Rodriguez Institute of Science and Technology	-	-	-	226	378	604	-	-	-
Silang									
Cavite State University-Silang	53	27	80	287	600	887	-	-	-
Philippine National Police Academy	-	-	-	79	27	106	-	-	-
City of General Trias									
Cavite State University-Gen. Trias	11	28	39	4	42	46	-	-	-
Indang									
Cavite State University-Main	94	109	203	958	1,753	2,711	-	-	-
Tanza									
Cavite State University-Tanza	-	-	-	12	29	41	-	-	-
Trece Martires City									
Cavite State University-Trece Martires City	33	21	54	40	54	94	-	-	-
Trece Martires City College	7	5	12	63	178	241	-	-	-
Alfonso									
Polytechnic University of the Philippines-Alfonso	-	-	-	44	89	133	-	-	-

Table 3.62 continued...

Name of School	Pre-Baccalaureate			Baccalaureate			Post-Baccalaureate		
	Male	Female	Total	Male	Female	Total	Male	Female	Total
Maragondon									
Polytechnic University of the Philippines-Maragondon	20	31	51	163	216	379	-	-	-
Naic									
Cavite State University-Naic	30	47	77	83	155	238	-	-	-
Tagaytay City									
City College of Tagaytay	-	-	-	254	416	670	-	-	-
TOTAL	527	430	957	3,626	5,804	9,430	-	-	-

Source: Higher Education Institutions in Cavite

Table 3.63 Graduates in Public Higher Education Institutions (Masteral to Doctoral); Province of Cavite: S.Y. 2018-2019

Name of School	Masteral Degree			Doctoral Degree			Overall Total		
	Male	Female	Total	Male	Female	Total	Male	Female	Total
Cavite City									
Cavite State University-Cavite City	-	-	-	-	-	-	160	276	436
Rosario									
Cavite State University-Rosario	-	-	-	-	-	-	479	437	916
Bacoor									
Cavite State University-Bacoor	-	-	-	-	-	-	166	224	390
City of Imus									
Cavite State University-Imus	-	-	-	-	-	-	464	626	1,090
City of Dasmariñas									
Technological University of the Philippines - Cavite	-	-	-	-	-	-	270	181	451
Carmona									
Cavite State University-Carmona	-	-	-	-	-	-	153	285	438
General Mariano Alvarez									
Eulogio "Amang" Rodriguez Institute of Science and Technology	4	4	8	5	5	10	235	387	622
Silang									
Cavite State University-Silang	-	-	-	-	-	-	340	627	967
Philippine National Police Academy	-	-	-	-	-	-	79	27	106
City of General Trias									
Cavite State University-Gen. Trias	-	-	-	-	-	-	15	70	85
Indang									
Cavite State University-Main	34	46	80	1	1	2	1,087	1,909	2,996
Tanza									
Cavite State University-Tanza	-	-	-	-	-	-	12	29	41
Trece Martires City									
Cavite State University-Trece Martires City	-	-	-	-	-	-	73	75	148
Trece Martires City College	-	-	-	-	-	-	70	183	253
Alfonso									
Polytechnic University of the Philippines-Alfonso Campus	-	-	-	-	-	-	44	89	133
Maragondon									
Polytechnic University of the Philippines-Maragondon	-	-	-	-	-	-	183	247	430
Naic									
Cavite State University-Naic	-	-	-	-	-	-	113	202	315
Tagaytay City									
City College of Tagaytay	-	-	-	-	-	-	254	416	670
TOTAL	38	50	88	6	6	12	4,197	6,290	10,487

Source: Higher Education Institutions in Cavite

Table 3.64 Graduates in Private Higher Education Institutions (Pre-Baccalaureate to Post-Baccalaureate) by City/Municipality; Province of Cavite: S.Y. 2018-2019

City/ Municipality	Pre-Baccalaureate			Baccalaureate			Post-Baccalaureate		
	Male	Female	Total	Male	Female	Total	Male	Female	Total
1st District	11	3	14	212	290	502	-	-	-
Cavite City	2	1	3	147	242	389	-	-	-
Kawit	-	-	-	-	-	-	-	-	-
Noveleta	-	-	-	-	-	-	-	-	-
Rosario	9	2	11	65	48	113	-	-	-
2nd District	94	88	182	725	1,164	1,889	-	-	-
City of Bacoor	94	88	182	725	1,164	1,889	-	-	-
3rd District	5	2	7	107	189	296	-	-	-
City of Imus	5	2	7	107	189	296	-	-	-

Table 3.64 continued...

City/ Municipality	Pre-Baccalaureate			Baccalaureate			Post-Baccalaureate		
	Male	Female	Total	Male	Female	Total	Male	Female	Total
4th District	738	376	1,114	2,394	3,039	5,433	85	156	241
City of Dasmariñas	738	376	1,114	2,394	3,039	5,433	85	156	241
5th District							5	1	6
Carmona	-	-	-	69	68	137	-	-	-
Gen. M. Alvarez	-	-	-	68	146	214	-	-	-
Silang	29	3	32	411	505	916	5	1	6
6th District				973	1,007	1,980			
City of Gen. Trias	-	-	-	973	1,007	1,980	-	-	-
7th District^a	7	13	20	57	127	114			
Amadeo	-	-	-	28	66	24	-	-	-
Indang	-	-	-	-	-	-	-	-	-
Tanza	7	13	20	29	61	90	-	-	-
Trece Martires City ^a				-----NDA-----					
8th District	19	16	35	104	168	272	140	2	142
Alfonso	-	-	-	-	-	-	-	-	-
Gen. E. Aguinaldo	-	-	-	-	-	-	-	-	-
Magallanes	-	-	-	25	30	55	-	-	-
Maragondon	-	-	-	-	-	-	-	-	-
Mendez	-	-	-	-	-	-	-	-	-
Naic	-	-	-	54	128	182	-	-	-
Tagaytay City	19	16	35	25	10	35	140	2	142
Ternate ^a				-----NDA-----					

Source: Higher Education Institutions in Cavite

^adoes not include enrollees from Colegio de Amore (Trece Martires City), Cavite West Point College (Ternate), HEIs without data are Montessori Professional College (City of Imus), Far Eastern Polytechnic College (City of Dasmariñas), Southern Luzon College of Business, Maritime, Science and Technology (City of Dasmariñas), Young Ji (City of General Trias), College, Colegio de Amore (Trece Martires City), Cavite West Point College-Magallanes Inc. (Magallanes), Olivarez College (Tagaytay City), Cavite West Point College (Ternate)

Table 3.65 Graduates in Private Higher Education Institutions (Masteral to Doctoral) by City/Municipality Province of Cavite: S.Y. 2018-2019

City/ Municipality	Masteral Degree			Doctoral Degree		
	Male	Female	Total	Male	Female	Total
1st District	2	3	5			
Cavite City	2	3	5	-	-	-
Kawit	-	-	-	-	-	-
Noveleta	-	-	-	-	-	-
Rosario	-	-	-	-	-	-
2nd District						
City of Bacoor	-	-	-	-	-	-
3rd District						
City of Imus	-	-	-	-	-	-
4th District	119	185	304			
City of Dasmariñas	119	185	304	-	-	-
5th District						
Carmona	-	-	-	-	-	-
Gen. M. Alvarez	-	-	-	-	-	-
Silang	147	93	240	19	5	24
6th District	4	15	19			
City of Gen. Trias	4	15	19	-	-	-
7th District^a						
Amadeo	-	-	-	-	-	-
Indang	-	-	-	-	-	-
Tanza	-	-	-	-	-	-
Trece Martires City ^a				-----NDA-----		
8th District	59	72	131			
Alfonso	-	-	-	-	-	-
Gen. E. Aguinaldo	-	-	-	-	-	-
Magallanes	-	-	-	-	-	-
Maragondon	-	-	-	-	-	-
Mendez	-	-	-	-	-	-
Naic	12	70	82	-	-	-
Tagaytay City	47	2	49	-	-	-
Ternate ^a				-----NDA-----		

Source: Higher Education Institutions in Cavite

^adoes not include enrollees from Colegio de Amore (Trece Martires City), Cavite West Point College (Ternate), HEIs without data are Montessori Professional College (City of Imus), Far Eastern Polytechnic College (City of Dasmariñas), Southern Luzon College of Business, Maritime, Science and Technology (City of Dasmariñas), Young Ji (City of General Trias), College, Colegio de Amore (Trece Martires City), Cavite West Point College-Magallanes Inc. (Magallanes), Olivarez College (Tagaytay City), Cavite West Point College (Ternate)

Technical Vocational Education and Training

Technical and Vocational Education and Training (TVET) refers to “aspects of the educational process involving, in addition to general education, the study of technologies and related sciences, and the acquisition of practical skills, attitudes, understanding and knowledge relating to occupants in various sectors of economic and social life” (UNESCO and International Labor Organization (ILO)).

Through the enactment of Republic Act No.7796, known as the “Technical Education and Skill Development Act of 1994”, Technical Education and Skills Development Authority (TESDA) was established under the Department of Labor and Employment (DOLE) and the Office of the Cabinet Secretary and declared as the agency responsible for managing and supervising technical education and skills development in the Philippines. TESDA is the merged agency of the National Manpower and Youth Council (NMYC) of DOLE, the Bureau of Technical and Vocational Education (BVTE) of the Department of Education, Culture and Sports (DECS), and the Apprenticeship Program of the Bureau of Local Employment (BLE) of DOLE. The fusion of these offices was meant to reduce overlapping in skills development activities initiated by various public and private sector agencies, and to provide national directions for the country’s TVET system. Hence, one of the main objective of TESDA is the formulation of a comprehensive development plan for middle level manpower based on the National Technical Education and Skills Development Plan.

TVET programs are delivered through various modalities which includes school-based, center-based, community-based and enterprised-based trainings. School-based program is the direct provision of programs by TESDA administered schools while center based program is being undertaken in the TESDA training centers. Furthermore, community-based training for Enterprise Development Program is primarily addressed to the poor and marginal groups, those who cannot access, or are not accessible by formal training provisions. They have low skills, limited management abilities, and have few economic options. They have no access to capital – most of them are unqualified for formal credit programs. The program goes further than just mere skills training provision. It is purposively designed to catalyze the creation of livelihood enterprises that shall be implemented by the trainees, immediately after the training. Likewise, it is designed to assist partner agencies such as LGUs, NGOs, people organizations and other agencies organizations with mission to help the poor get into productive undertakings to help themselves and their communities. On the other hand, Enterprise-Based Programs are training program being implemented within companies/firms. These programs are as follows:

- Apprenticeship Program is a training and employment program involving a contract between an apprentice and an employer on an approved apprenticeable occupation. Generally,

it aims to provide a mechanism that will ensure availability of qualified skilled workers based on industry requirements. The period of apprenticeship covers a minimum of four months and a maximum of six months. Only companies with approved and registered apprenticeship programs under TESDA can hire apprentices.

- Learnership Program is a practical training on-the-job for approved learnable occupations, for a period not exceeding three months. Only companies with TESDA approved and registered learnership programs can hire learners.
- Dual Training System (DTS) is an instructional mode of delivery for technology-based education and training in which learning takes place alternately in two venues: the school or training center and the company.

One of the strategic approaches on this program is the conversion of selected industry practices/programs registered under the apprenticeship program into DTS modality.

TESDA and other vocational schools offer short programs or two-year courses on technology and skills development like automotive technology, nursing aide training, tourism, photography, computer technology, drafting, among others. Upon graduation from these courses, students take a national certification examination from TESDA to obtain a certificate or diploma.

Programs taken in TESDA and other schools are also ladderized, meaning upon completion of a particular course, units taken can be credited if the graduate decides to enroll in a related field in a college or university.

As of May 2019, there are 144 technical vocational institutions in the province wherein 24 are higher education institutions (HEI), one LGU-run, one local universities and colleges (LUCs), one non-government organization (NGO) or foundation, two TESDA Technology Institutions (TTIs), four farm school or Program on Accelerating Farm School Establishment (PAFSE), and 111 Technical-Vocational Institutions.

**Table 3.66 Number of TVET Institutions by District
Province of Cavite: As of May 2019**

District	HEI	LGU-run	LUC	NGO	TTI	PAFSE	TVI	Total
1 st District	2				1		8	11
2 nd District	4	1					16	21
3 rd District	4		1				13	18
4 th District	4			1	1		31	37
5 th District	4					1	17	22
6 th District	1						6	7
7 th District	1					2	9	12
8 th District	4					1	11	16
TOTAL	24	1	1	1	2	4	111	144

Source: Technical Education and Skills Development Authority Cavite

Moreover, there are 388 TESDA programs offered in the province wherein 352 are with training regulation (WTR) and 36 are without training regulation (NTR). WTR refers to programs registered under the UTPRAS with the appropriate promulgated Training Regulations as Page 2 basis for its registration while NTR refers to programs registered under UTPRAS not covered yet by any promulgated Training Regulations. Further, eight TESDA programs, are offered in dual training system (DTS) and 15 are offered in mobile training program (MTP). DTS is a raining modality that combines theoretical and practical training while MTP refers to a registered program that is transportable bringing with it all the necessary tools, equipment, consumables including qualified trainer.

Table 3.67 Number of TVET Institutions by Division; Province of Cavite: As of May 2019

District	WTR	NTR	Total Programs	DTS	MTP
1 st District	25	3	28	3	1
2 nd District	59	4	63		2
3 rd District	68	5	73	2	3
4 th District	79	11	90	3	3
5 th District	55	3	58		4
6 th District	17	3	20		2
7 th District	21	2	23		0
8 th District	28	5	33		0
TOTAL	352	36	388	8	15

Source: Technical Education and Skills Development Authority Cavite

Housing

Housing is the basic necessity of every human being along with food, water and companionship.

Everyone needs home or shelter that provides privacy and protects human from harmful elements. It also provides a better quality of life and well-being as well as better chances of having sound health conditions. Further, housing is considered criterion for the development of every individual of a nation.

As recognized by the international human rights law, adequate housing is one of the rights of the people to achieve the standard of living. Provision of affordable and decent housing units with the basic utilities and services to its residents is one of the challenges faced by the provincial government. Moreover, the provincial government accommodates the development of wide-range housing projects that would cater to different markets. Cavite also provides relocation sites to support qualified families that may be affected by the demolition undertakings initiated by the provincial government to protect those who established dwelling structures in the identified danger zones and have encroached roads right-of-way.

Housing Subdivisions

The Housing and Land Use Regulatory Board (HLURB) is the country's primary government agency tasked with providing technical support in matters including, but not limited to: housing regulations, land development and

homeowners associations, and settlement of land disputes. HLURB operates via a triad of strategies: policy development, planning and regulation. Its services cater to home buyers, developers, homeowners associations, brokers and local government units.

HLURB, being the national government agency responsible in issuing Certificate of Registration and License to sell to real estate developers have issued a total of 71 permits to seven municipalities and six cities of the province. Cavite has a total of 31,168 lots and housing units approved for selling in 2018. These units were distributed into Lots, House and Lots and Lots/Unit as reported by the HLURB. Municipality of Naic, with the most number of units at 8,725, was issued eight licenses, followed by Tanza with 6,373 units, City of Gen. Trias with 6,308 units, and Trece Martires City with 4,018 units (Table 3.68).

Table 3.68 Number of Issued Licenses to Sell to Subdivisions, Province of Cavite: 2018

City/ Municipality	No. of Issued License to Sell	Number of Units			Total
		Lots	House and Lots	Lots/ Units	
1st District					
Kawit	1	37	0	0	37
2nd District					
City of Bacoor	3	0	0	319	319
3rd District					
City of Imus	8	504	0	1,563	2,067
4th District					
City of Dasmariñas	3	153	0	753	906
5th District					
Carmona	1	0	640	0	640
Gen. M. Alvarez	1	0	0	877	877
Silang	6	381	0	147	528
6th District					
City of Gen. Trias	15	738	0	5,570	6,308
7th District					
Tanza	15	18	0	6,355	6,373
Trece Martires City	6		3,092	926	4,018
8th District					
Alfonso	1	304	0	0	304
Naic	8		617	8,108	8,725
Tagaytay City	3	66	0	0	66
Total	71	2,20	4,349	24,618	31,168

Source: Housing and Land Use Regulatory Board (HLURB), Calamba City, Laguna

Resettlement Housing Projects

In accordance with RA 7279, the National Housing Authority (NHA) is the national agency that provides technical and other forms of assistance to local government units (LGUs) in the implementation of their housing programs; to undertake identification, acquisition and disposition of lands for socialized housing; and to undertake relocation and resettlement of families with local government units.

NHA and the Provincial Government of Cavite are partners in providing low-cost and socialized housing in

in the province. NHA manages 50 resettlement projects with 106,525 units in Cavite. Dasmariñas Bagong Bayan Resettlement Project, NHA's biggest resettlement housing project in Cavite, has 24,750 housing units. It is followed by General Mariano Alvarez Resettlement Project and Bulihan Sites and Services Project with 11,969 units and 5,275 units, respectively. These resettlement housing projects were constructed for the informal settlers from

Metro Manila, displaced families from the Railway Development Projects and other danger zones, and for the families who were affected by the Pasig River Rehabilitation Program. Employees of different LGUs, including PNP employees and other military personnel and public school teachers, as well as informal settlers from different reclamation areas in the province also benefitted from these housing projects (Table 3.69).

Table 3.69 NHA Resettlement Housing Projects, Province of Cavite: As of December 2018

City/Municipality	Project Location	Program	Land Area in has.	Number of Units	Beneficiaries	Status/Remarks
2nd District			0.414	292		
City of Bacoor	1 San Lorenzo Ruiz Village, City of Bacoor	Resettlement	0.414	292	Families occupying Ayala Land, Inc. in Las Pinas City	Completed
4th District			578.111	29,423		
City of Dasmariñas	2 Dasmariñas Bagong Bayan Resettlement Project	Resettlement	523.240	24,750	Metro Manila Informal Settlers	Completed
	3 Paliparan Sites and Services Project	Site and Services	51.375	4,294	Informal Settlers from Roxas Blvd. Reclamation Area	Completed
	4 Alvaran Sites and Services Project	Site and Services	2.250	103	Government employees & PNP employees	Completed
	5 Sta. Fe Extension	Resettlement	1.246	276	Sta. Fe Extension HOA	Completed
5th District			488.207	21,652		
Gen. M. Alvarez	6 General Mariano Alvarez Resettlement Project	Resettlement	335.940	11,969	Metro Manila Informal Settlers	Completed
Silang	7 NHA Pag-ibig Teachers Housing	Complete HSG/JV	9.280	599	Public School Teachers	Completed
	8 Bulihan Site and Services Project	Resettlement	84.910	5,275	Displaced families from danger zones	Completed
	9 Bulihan Military HSG Project	Complete HSG/JV	42.290	2,641	Military Personnel	Completed
	10 Bukluran ng Mamamayan	Resettlement	0.166	423	Bukluran ng Mamamayan HOA	Completed
	11 Daniel Housing	Site and Services	0.601	66	Included in Bulihan Military Housing.	Completed
	12 PNG Housing	Site and Services	1.606	99	Completed Housing for Pag-ibig, GSIS, SSS	Completed
	13 Tatic	Site and Services	7.208	427	Members (Converted from Mortgage Take	Completed
	14 Acco Homes	Site and Services	6.206	153	Out to Conditional Contract Sell)	Completed
6th District			316.809	36,380		
Trece Martires City	15 Southville 2 Ph. 1 and 2, Brgy. Aguado/Inocencio	Resettlement	23.569	3,999	Displaced families from the Railway Development Project	Completed
	16 Southville 2 Ph. 3 and 4, Brgy. Aguado	Resettlement	27.755	2,083	ISFs from Metro Manila	Completed
	17 South Summit Residences	AFP/PNP	16.177	2,028	AFP, PNP, BuCor, BFP	Completed
	18 Ciudad Adelina 1	AFP/PNP	6.088	200	AFP, PNP, BuCor, BFP	Completed
	19 Ciudad Adelina 2	AFP/PNP	6.908	1,346	AFP, PNP, BuCor, BFP	Completed
	20 Southville 2 Ph. 5, Brgy. Cabuco	Resettlement	5.959	840	Metro Manila Informal Settlers	Completed
	21 SummerHomes	Resettlement	16.155	2,082	Metro Manila Informal Settlers	Physically completed
	22 Sunshineville 1	Resettlement	33.802	5,118	Metro Manila Informal Settlers	Completed
	23 Sunshineville 2	Resettlement	10.906	1,574	Metro Manila Informal Settlers	On-going
	24 Golden Horizon Homes	Resettlement	40.000	4,571	Metro Manila Informal Settlers	Completed
	25 San Francesco Villagio	Resettlement	10.833	1,111	Metro Manila Informal Settlers	Completed

Table 3.69 continued...

City/Municipality	Project Location	Program	Land Area in has.	Number of Units	Beneficiaries	Status/Remarks
Amadeo	26 Kasiglahan Village 3, Brgy. Osorio	Resettlement	3.600	1,000		
	27 Amadeo Heights Ph.1	AFP/PNP	2.109	320	AFP, PNP, BuCor, BFP	Completed
	28 Amadeo Heights Ph. 2	AFP/PNP	6.438	728	AFP, PNP, BuCor, BFP	Completed
Gen. Trias	29 Holiday Homes	AFP/PNP	1.274	148	AFP, PNP, BuCor, BFP	Completed
	30 Kasiglahan Village 4	Resettlement	20.000	1,076	Families affected by Pasig River Rehab. Program & LGU employees	Completed
Tanza	31 Bahay Pinagpala (Tropical Village)	Resettlement	26.000	3,246	Families from Pasay & Parañaque Reclamation Area	Completed
	32 Kasiglahan Village 5	Resettlement	20.000	1,054	Families from Pasay & Parañaque Reclamation Area	Completed
	33 Bahay Katuparan	Complete Hsg/JV	39.236	3,856	DPWH & Metro Manila Informal Settlers	Completed
8th District			152.263	18,778		
Naic	34 Verdant Residences	Resettlement	7.284	1,047	Informal Settlers from Naic	Completed
	35 Dorothea Homes 2	Resettlement	10.320	1,512	Metro Manila Informal Settlers	Completed
	36 Dorothea Homes 1	Resettlement	7.806	827	Metro Manila Informal Settlers	Completed
	37 Harbour Homes	Resettlement	9.234	1,224	Metro Manila Informal Settlers	Completed
	38 Belmont Homes 1 and 2	Resettlement	11.068	1,500	Metro Manila Informal Settlers	Completed
	39 Bronze Ville 1	Resettlement	6.147	844	Metro Manila Informal Settlers	Completed
	40 Bronze Ville 2	Resettlement	12.427	936	Metro Manila Informal Settlers	99% Completed
	41 Bronze Ville Ext.	Resettlement	0.876	161	Metro Manila Informal Settlers	99% Completed
	42 Villa De Adelaida Homes	Resettlement	9.400	1,270	Metro Manila Informal Settlers	61% Completed
	43 Ericka Louise Ville	Resettlement	11.722	1,000	Metro Manila Informal Settlers	Completed
	44 San Manuel Villaggio Homes Ph 2A and 3	AFP/PNP	9.502	1,165	AFP, PNP, BuCor, BFP	Completed
	45 Malainen Park Residences 1	Mandamus	7.782	1,100	Families affected by Supreme Court's Mandamus-Naic	on-going land development
	46 Malainen Park Residences 2	Mandamus	9.058	1,000	Families affected by Supreme Court's Mandamus-Naic	on-going land development
	47 Rancho Berde 1	Mandamus	12.096	1,500	Families affected by Supreme Court's Mandamus-City of Bacoor	on-going land development
	48 Rancho Berde 2	Mandamus	9.210	1,242	Families affected by Supreme Court's Mandamus-City of Bacoor	on-going land development
	49 Villa Caridad Homes	Mandamus	7.393	1,000	Families affected by Supreme Court's Mandamus- Cavite City	on-going land development
	50 St. Mary Magdalene Ville	Mandamus	10.938	1,450	Families affected by Supreme Court's Mandamus- Kawit	on-going land development
Total			1,535.804	106,525		

Source: National Housing Authority, City of Dasmariñas

In addition, the provincial government purchased and developed resettlement sites intended for the families that were affected by the clearing operations conducted by the province. As of 2018, a total of 6.9305 hectares of land were acquired in the municipality of Kawit for the resettlement of the displaced families. It has a total of 1,375 lots that provided shelter to 1,299 households in various barangays in Kawit. Meanwhile, a total of 76 lots are not yet occupied by beneficiaries of the project (Table 3.70).

Table 3.70 Resettlement Projects of the Province of Cavite as of December 31, 2018

Name of Project	Location	Date of Purchase	Land Area (in has.)	Number of Lots	Number of Households	Awarded lots but not yet occupied	Beneficiaries
1. Sta. Isabel Resettlement Project "A"	Brgy. Sta. Isabel, Kawit, Cavite	2008	0.6528	103	99	4	Informal settlers from Barangay Marulas, Kawit, Cavite
2. Sta. Isabel Resettlement Project "B"	Brgy. Sta. Isabel, Kawit, Cavite	2011	0.6183	127	121	6	Informal settlers from Barangay Pulborista, Kawit, Cavite
3. Toclong Resettlement Project "A"	Brgy. Toclong, Kawit, Cavite	2011	1.3594	320	317	3	Informal settlers from Barangay Bantayan, Tramo, Kawit, Cavite
4. Toclong Resettlement Project "B" (Pinagkaisa Village)	Brgy. Toclong, Kawit, Cavite	2012	4.3000	825	762	63	Informal settlers from Barangay Tramo, Gahak, Pulborista, Kawit, Cavite
Total			6.9305	1,375	1,299	76	

Source: Provincial Housing Development and Management Office, Trece Martires city

Sports and Recreation

Sports and recreation entail activities that help to develop life skills, abilities, talents and improve the general health of the body. The Provincial Government of Cavite through Provincial Youth and Sports Development Office under Office of the Governor are responsible in promoting physical, moral, spiritual, intellectual and social well-being of society by providing opportunities for leisure and recreation.

The Provincial Government constructs various sports venues to support this agenda. These sports facilities serve as a venue for exercising, training, and practicing as well as different sports competitions.

In 2018, there are a total of 1,301 different sports facilities in the province. Basketball court took the number one spot in the list of constructed facilities with 736 courts. It represents 56.8 percent of the total number of sports facilities. Other sports facilities present in the province are gymnasium/sports complex/covered court (237), stadium (3), golf links (7), golf driving range (3), pelota courts (2), tennis/badminton courts (58), sipa court (3), swimming pools (98), fitness gym (27), and other sport facilities (126) (Table 3.71a, Table 3.71b). Meanwhile, there are 297 existing recreational facilities composed of parks (47), playgrounds (69), movie houses (5), public libraries (3) and others in the entire province and are utilized for various purposes (Table 3.72a, Table 3.72b).

Table 3.71a Number of Sports Facilities by City/Municipality, Province of Cavite: 2018

City/Municipality	Gymnasium/Sports Complex/Covered Court	Stadium	Golf Links	Golf Driving Range	Basketball Court	Pelota Courts
1st District	6	1	0	3	57	1
Cavite City	6	1	0	2	8	1
Kawit	0	0	0	0	21	0
Noveleta	0	0	0	0	7	0
Rosario	0	0	0	1	21	0
2nd District	21	0	0	0	74	1
City of Bacoor	21	0	0	0	74	1
3rd District	16	0	0	0	179	0
City of Imus	16	0	0	0	179	0
4th District	90	0	2	0	18	0
City of Dasmariñas	90	0	2	0	18	0
5th District	39	0	2	0	108	0
Carmona	8	0	1	0	12	0
Gen. M. Alvarez	21	0	0	0	36	0
Silang	10	0	1	0	60	0
6th District	20	0	0	0	83	0
City of Gen Trias	20	0	0	0	83	0
7th District	17	1	0	0	103	0
Amadeo	6	0	0	0	23	0
Indang	7	0	0	0	10	0
Tanza	2	0	0	0	37	0
Trece Martires City	2	1	0	0	33	0
8th District	28	1	3	0	114	1
Alfonso	2	0	1	0	31	0
Gen. Aguinaldo	1	0	0	0	10	0
Maragondon	19	0	0	0	4	0
Mendez	1	0	0	0	8	0
Naic	1	0	0	0	26	0
Tagaytay City	1	1	1	0	21	0
Ternate	3	0	1	0	1	1
Magallanes	0	0	0	0	13	0
Total	237	3	7	3	736	3

Source: OPG-Youth and Sports Development Office

Table 3.71b Number of Sports Facilities by City/Municipality, Province of Cavite: 2018

City/Municipality	Tennis/ Badminton Court	Sipa Court	Swimming Pools	Fitness Gym	Others*	Total Sports Facilities
1st District	12	3	7	0	20	110
Cavite City	7	3	2	0	14	44
Kawit	4	0	0	0	0	25
Noveleta	0	0	0	0	0	7
Rosario	1	0	5	0	6	34
2nd District	9	0	17	0	8	130
City of Bacoor	9	0	17	0	8	130
3rd District	8	0	15	0	49	267
City of Imus	8	0	15	0	49	267
4th District	11	0	5	0	0	126
City of Dasmariñas	11	0	5	0	0	126
5th District	3	0	2	0	14	168
Carmona	3	0	2	0	5	31
Gen. M. Alvarez	0	0	0	0	7	64
Silang	0	0	0	0	2	73
6th District	5	0	18	10	2	138
City of Gen Trias	5	0	18	10	2	138
7th District	4	0	11	11	4	151
Amadeo	1	0	3	2	1	36
Indang	1	0	6	3	1	28
Tanza	1	0	2	0	0	42
Trece Martires City	1	0	0	6	2	45
8th District	6	0	23	6	29	211
Alfonso	3	0	6	0	2	45
Gen. Aguinaldo	0	0	4	0	0	15
Maragondon	1	0	1	0	3	28
Mendez	0	0	0	0	1	10
Naic	0	0	5	0	0	32
Tagaytay City	1	0	0	5	6	36
Ternate	1	0	4	1	1	13
Magallanes	0	0	3	0	16	32
Total	58	3	98	27	126	1,301

Source: OPG-Youth and Sports Development Office

*volleyball court, track and field, multi-purpose court, soccer field, etc.

Table 3.72a Number of Recreational Facilities by City/Municipality, Province of Cavite: 2018

City/Municipality	Playgrounds	Parks	Movie houses	Public Library	Billiard Hall	Firing Range
1st District	3	11	1	0	6	1
Cavite City	1	7	0	0	0	1
Kawit	0	1	0	0	0	0
Noveleta	1	0	0	0	0	0
Rosario	1	3	1	0	6	0
2nd District	0	0	1	0	21	0
City of Bacoor	0	0	1	0	21	0
3rd District	28	1	1	0	13	0
City of Imus	28	1	1	0	13	0
4th District	0	0	2	0	2	0
City of Dasmariñas	0	0	2	0	2	0
5th District	19	2	0	0	8	0
Carmona	2	1	0	0	0	0
Gen. M. Alvarez	0	0	0	0	8	0

Table 3.72a continued...

City/Municipality	Playgrounds	Parks	Movie houses	Public Library	Billiard Hall	Firing Range
Silang	17	1	0	0	0	0
6th District	0	2	0	0	13	0
City of Gen. Trias	0	2	0	0	13	0
7th District	3	3	0	1	10	0
Amadeo	1	1	0	0	0	0
Tanza	2	0	0	0	9	0
Trece Martires City	0	1	0	1	0	0
Indang	0	1	0	0	1	0
8th District	16	28	0	2	5	0
Alfonso	1	0	0	0	0	0
Gen. Aguinaldo	0	0	0	0	0	0
Magallanes	0	0	0	0	1	0
Maragondon	0	3	0	0	2	0
Mendez	1	0	0	1	2	0
Naic	2	0	0	1	0	0
Tagaytay City	11	25	0	0	0	0
Ternate	1	0	0	0	0	0
TOTAL	75	52	5	5	97	1

Source: OPG-Youth and Sports Development Office

Table 3.72b Number of Recreational Facilities by City/Municipality, Province of Cavite: 2018

City/Municipality	Paragliding	Wall Climbing	Zipline	Obstacle Course	Horse Racing	Others*	Total Facilities
1st District	0	0	0	0	0	3	25
Cavite City	0	0	0	0	0	1	10
Kawit	0	0	0	0	0	0	1
Noveleta	0	0	0	0	0	0	1
Rosario	0	0	0	0	0	2	13
2nd District	0	0	0	0	0	2	24
City of Bacoor	0	0	0	0	0	2	24
3rd District	0	0	0	0	0	11	54
City of Imus	0	0	0	0	0	11	54
4th District	0	0	0	0	0	12	16
City of Dasmariñas	0	0	0	0	0	12	16
5th District	1	0	0	0	1	11	42
Carmona	1	0	0	0	1	3	8
Gen. M. Alvarez	0	0	0	0	0	5	13
Silang	0	0	0	0	0	3	21
6th District	0	0	0	0	0	1	16
City of Gen Trias	0	0	0	0	0	1	16
7th District	0	0	0	0	1	8	26
Amadeo	0	0	0	0	0	3	5
Tanza	0	0	0	0	0	0	11
Trece Martires City	0	0	0	0	1	0	3
Indang	0	0	0	0	0	5	7
8th District	0	2	3	1	0	37	94
Alfonso	0	2	2	1	0	7	13
Gen. Aguinaldo	0	0	0	0	0	0	0
Magallanes	0	0	0	0	0	9	10
Maragondon	0	0	0	0	0	0	5
Mendez	0	0	0	0	0	0	4
Naic	0	0	0	0	0	0	3
Tagaytay City	0	0	1	0	0	12	49
Ternate	0	0	0	0	0	9	10
Total	1	2	3	1	4	96	342

Source: OPG-Youth and Sports Development Office

*bowling, botanical garden, cockpits, amusement/arcade center, clubhouse

Public Order and Safety

Article II, Sec. 5 of the 1987 Constitution states that, "The maintenance of peace and order, the protection of life, liberty, and property, and promotion of the general welfare are essential for the enjoyment by all the people of the blessings of democracy."

Pursuant to this, the provincial government works hand-in-hand with Cavite Police Provincial Office by providing logistical support in keeping peaceful and orderly society.

Police Personnel

Cavite Police Provincial Office is the lead agency in implementing peace and order and internal security in the whole province.

Cavite Provincial Police is composed of a total of 1,750 police personnel consisting of 58 Police Commissioned

Officers (PCOs) and 1,692 Police Non-Commissioned Officers (PNCOs).

The ideal police to population ratio is one policeman for every 1,000 population for urban cities and municipalities. Cavite has a 2018 projected population of 4,075,351 based on the 2015 Census of Population conducted by the Philippine Statistics Authority. As a result, the province has 1:2,329 police-to-population ratio showing a shortage of 2,325 uniformed personnel. Based on the table, the biggest shortage is observed in the City of Dasmariñas (539) followed by City of Bacoor (459) and City of Imus (334). In terms of ratio, Gen. E. Aguinaldo, Magallanes, Mendez, Ternate and Tagaytay City conform to the minimum standard of police-to-population ratio (Table 3.73).

Table 3.73 Number of Policemen and Policeman-to-Population Ratio by Police Unit/Station; Province of Cavite: 2018

Stations	2018 Projected Population	Actual Strength		Actual Total Strength	Auth Strength	Shortage	Police to Population Ratio
		PCO	PNCO				
PHQ		24	174	198			
Cavite PMFC		6	166	172			
Tourist Police UNIT		2	50	52			
1st District	361,677	8	211	219	362	143	1: 1,651
Cavite CCPS	103,782	3	60	63	104	41	1: 1,647
Kawit MPS	86,626	2	53	55	87	32	1: 1,575
Noveleta MPS	48,411	1	39	40	48	8	1: 1,210
Rosario MPS	122,859	2	59	61	123	62	1: 2,014
2nd District	651,988	4	189	193	652	459	1: 3,378
Bacoor CPS	651,988	4	189	193	652	459	1: 3,378
3rd District	476,994	3	140	143	477	334	1: 3,336
Imus CPS	476,994	3	140	143	477	334	1: 3,336
4th District	711,833	4	169	173	712	539	1: 4,115
Dasmariñas CPS	711,833	4	169	173	712	539	1: 4,115
5th District	549,191	10	248	258	549	291	1: 2,129
Carmona MPS	113,380	3	73	76	113	37	1: 1,492
Gen. Mariano Alvarez	165,505	2	60	62	166	104	1: 2,669
Silang MPS	270,306	5	115	120	270	150	1: 2,253
6th District	363,788	4	112	116	364	248	1: 3,136
Gen Trias CPS	363,788	4	112	116	364	248	1: 3,136
7th District	554,306	9	241	250	554	304	1: 2,217
Amadeo MPS	40,275	1	35	36	40	4	1: 1,119
Indang MPS	67,729	2	54	56	68	12	1: 1,209
Tanza MPS	250,813	3	72	75	251	176	1: 3,344
TMC CCPS	195,489	3	80	83	195	112	1: 2,355
8th District	405,574	16	382	398	406	8	1: 1,019
Alfonso MPS	53,806	1	49	50	54	4	1: 1,076
Gen Aguinaldo MPS	25,461	1	34	35	25	-10	1: 727
Magallanes MPS	23,628	2	31	33	24	-9	1: 716
Maragondon MPS	39,183	2	36	38	39	1	1: 1,031
Mendez MPS	33,355	2	37	39	33	-6	1: 855
Naic MPS	127,439	3	59	62	127	65	1: 2,055
Tagaytay CCPS	77,002	4	101	105	77	-28	1: 733
Ternate MPS	25,699	1	35	36	26	-10	1: 714
Total	4,075,351	58	1,692	1750	4,075	2,325	1: 2,329

Source: Cavite Provincial Police Office, Imus, Cavite

Crime Volume

Crime volume in Cavite decreased from 17,021 in 2017 to 7,476 in 2018, of which 1,960 are index crimes and 5,516 are non-index crimes. Among the cities and municipalities in the province, City of Bacoor had the highest number of crime incidents with 1,178 which accounted to 15.76 percent of the total crime volume, followed by City of Dasmariñas with 1,065 crime cases or 14.25 percent, and City of Imus with 773 or 10.34 percent of the total crime cases. Evidently, mostly populated and highly urbanized areas had the most numbers of crime incidence in the province of Cavite.

Meanwhile, the least number of reported crimes were in the municipalities of Magallanes and Gen. E. Aguinaldo with 28 and 46 cases, respectively.

From 2017, the total crime volume remarkably decreased by 7,732 cases representing a decrease of 56.08 percent. Index crimes posted a decrease of 1,937 or 49.70 percent from 2017 to 2018 while non-index crimes also decreased by 7,608 or 57.97 percent (Table 3.74).

Table 3.74 Crime Solution Efficiency by City/Municipality, Province of Cavite: 2017 and 2018

City/Municipality	Index Crimes		Non-Index Crimes		Crime Volume	
	2017	2018	2017	2018	2017	2018
1st District	366	201	1176	1051	1542	1252
Cavite City	132	52	383	468	515	520
Kawit	117	55	311	215	428	270
Noveleta	37	29	304	160	341	189
Rosario	80	65	178	208	258	273
2nd District	733	339	1505	839	2238	1178
City of Bacoor	733	339	1505	839	2238	1178
3rd District	410	310	1646	463	2056	773
City of Imus	410	310	1646	463	2056	773
4th District	761	346	877	719	1638	1065
City of Dasmariñas	761	346	877	719	1638	1065
5th District	464	213	2598	772	3062	985
Carmona	80	22	783	89	863	111
Gen. Mariano Alvarez	129	74	259	286	388	360
Silang	255	117	1556	397	1811	514
6th District	374	184	1821	355	2195	539
City of Gen. Trias	374	184	1821	355	2195	539
7th District	423	183	1221	624	1644	807
Amadeo	20	106	83	141	103	247
Indang	63	8	324	46	387	54
Tanza	136	27	286	113	422	140
Trece Martires City	204	42	528	324	732	366
8th District	366	184	2280	693	2646	877
Alfonso	47	31	192	112	239	143
Gen. E. Aguinaldo	17	14	78	32	95	46
Magallanes	10	2	79	26	89	28
Maragondon	15	9	47	47	62	56
Mendez-Nuñez	25	12	177	46	202	58
Naic	75	36	147	232	222	268
Tagaytay City	157	73	1399	103	1556	176
Ternate	20	7	161	95	181	102
Total	3897	1960	13124	5516	17021	7476

Source: Cavite Provincial Police Office, Imus, Cavite

Average Monthly Crime Rate

Average monthly crime rate in 2018 posted at 15.29 percent. This means that for every 100,000 people, there are around 15 incidents of crime every month. This result indicates that peace and order situation in the province is considered manageable. It is a positive indication that members of the police force are effectively taking action against major crimes that have occurred in the province. The highest AMCR is registered at Ternate with 33.08 percent. City of Dasmariñas is considered one of the most populous cities in the province but show low average monthly crime rate with 12.47 percent. It indicates that these City Police Stations are efficient and effective in maintaining the state of peace and order in their area of jurisdictions. Urbanized municipalities and cities have more manageable peace and order situations as reflected by their AMCR (Table 3.75).

Crime Solution Efficiency

A criminal case is considered solved when: 1) the offender has been identified, taken into custody, and

charged before the prosecutor’s office based on sufficient evidence against the accused; 2) when some elements beyond police control prevent the arrest of the offender, such as when the victim refuses to prosecute after the offender is identified, dies or absconds; and 3) the arrest of one offender can solve several crimes or several offenders may be arrested in the process of solving one crime.

For the year 2018, Cavite has a total crime solution efficiency of 75.40 percent. Gen. M. Alvarez has the highest crime solution efficiencies in the province with 91.11 percent. It is followed by Ternate (88.24%), Maragondon (87.50%), Cavite City (86.15%) and Rosario (86.08). It is noted that despite of shortage in police personnel, crime solution efficiencies in all cities and municipalities in the province are high which means that more cases are solved out of reported crime incidents.

Table 3.75 Average Monthly Crime Rate and Crime Solution Efficiency by City/Municipality, Province of Cavite: 2018.

City/Municipality	2018 Projected Population	Volume	Total Crime Solved	EFF%	AMCR (%)
1st District					
Cavite City	103,782	520	448	86.15	41.75
Kawit	86,626	270	219	81.11	25.97
Noveleta	48,411	189	151	79.89	32.53
Rosario	122,859	273	235	86.08	18.52
2nd District					
City of Bacoor	651,988	1,178	962	81.66	15.06
3rd District					
City of Imus	476,994	773	463	59.90	13.50
4th District					
City of Dasmariñas	711,833	1,065	762	71.55	12.47
5th District					
Carmona	113,380	111	79	71.17	8.16
Gen. Mariano Alvarez	165,505	360	328	91.11	18.13
Silang	270,306	514	370	71.98	15.85
6th District					
City of Gen. Trias	363,788	539	311	57.70	12.35
7th District					
Amadeo	40,275	54	41	75.93	11.17
Indang	67,729	140	105	75.00	17.23
Tanza	250,813	366	296	80.87	12.16
Trece Martires City	195,489	247	175	70.85	10.53
8th District					
Alfonso	53,806	143	115	80.42	22.15
Gen. E. Aguinaldo	25,461	46	30	65.22	15.06
Magallanes	23,628	28	23	82.14	9.88
Maragondon	39,183	56	49	87.50	11.91
Mendez-Nuñez	33,355	58	44	75.86	14.49
Naic	127,439	268	217	80.97	17.52
Tagaytay City	77,002	176	124	70.45	19.05
Ternate	25,699	102	90	88.24	33.08
Total	4,075,351	7,476	5,637	75.40	15.29

Source: Cavite Provincial Police Office, Imus, Cavite

Index Crime

Index crimes include crimes against person (murder, homicide, physical injury and rape), and crimes against property (robbery, theft, carnapping and RA 533). A total of 916 cases has been recorded under Crime Against Persons (CAPER) which were categorized as follows: Murder with 226 cases (24.67%); homicide holds a total percentage of 5.35 percent or a total of 49 cases; physical injuries which holds the highest percentage posted at 404 or 44.10 percent; and 237 rape cases or 25.87 percent. Crimes against Property totaled to 1,044 cases of which 260 incidents or 24.90 percent are robbery cases, 604 incidents equivalent to 57.85 percent

are theft cases, 180 cases or 17.24 percent are carnapping incidents and no reported cases on cattle rustling for the year 2018. City of Dasmariñas registered the highest incidents in all crimes against person while City of Bacoor in crime against property. This is due to increasing migration of people from nearby provinces and development of business and commercial establishments in the area. Among crimes against person, physical injuries are the most rampant while theft is the most extensive in crimes against property (Table 3.76). Urbanization is really taking its toll when it comes to maintain peace and order.

Table 3.76 Number of Index Crimes by City/Municipality, Province of Cavite: 2018.

City/Municipality	Crime Against Persons					Crime Against Property				Total Index Crimes	
	Murder	Homicide	Physical Injury	Rape	Total	Robbery	Theft	Carnapping	Cattle Rustling		Total
1st District	14	2	56	25	97	36	51	17	0	104	201
Cavite City	2	1	27	6	36	7	9	0	0	16	52
Kawit	6	0	14	5	25	10	16	4	0	30	55
Noveleta	0	1	5	2	8	11	3	7	0	21	29
Rosario	6	0	10	12	28	8	23	6	0	37	65
2nd District	31	8	65	20	124	54	119	42	0	215	339
City of Bacoor	31	8	65	20	124	54	119	42	0	215	339
3rd District	20	7	64	29	120	34	117	39	0	190	310
City of Imus	20	7	64	29	120	34	117	39	0	190	310
4th District	54	3	55	41	153	40	136	17	0	193	346
City of Dasmariñas	54	3	55	41	153	40	136	17	0	193	346
5th District	25	7	56	32	120	33	45	15	0	93	213
Carmona	1	2	6	1	10	2	8	2	0	12	22
Gen. Mariano Alvarez	8	1	22	6	37	15	16	6	0	37	74
Silang	16	4	28	25	73	16	21	7	0	44	117
6th District	39	7	36	21	103	15	42	24	0	81	184
City of Gen. Trias	39	7	36	21	103	15	42	24	0	81	184
7th District	20	10	41	36	107	24	37	15	0	76	183
Amadeo	1	1	2	0	4	1	3	0	0	4	8
Indang	5	0	8	4	17	0	8	2	0	10	27
Tanza	6	5	8	12	31	4	4	3	0	11	42
Trece Martires City	8	4	23	20	55	19	22	10	0	51	106
8th District	23	5	31	33	92	24	57	11	0	92	184
Alfonso	2	3	7	9	21	4	3	3	0	10	31
Gen. E. Aguinaldo	2	1	1	6	10	3	1	0	0	4	14
Magallanes	1	0	0	0	1	0	1	0	0	1	2
Maragondon	1	0	4	2	7	0	1	1	0	2	9
Mendez-Nuñez	1	0	2	1	4	4	4	0	0	8	12
Naic	9	1	8	8	26	6	4	0	0	10	36
Tagaytay City	7	0	7	5	19	7	41	6	0	54	73
Ternate	0	0	2	2	4	0	2	1	0	3	7
Total	226	49	404	237	916	260	604	180	0	1,044	1,960

Source: Cavite Provincial Police Office, Imus, Cavite

Fire Protection Services

Cavite Bureau of Fire Protection under Bureau of Fire Protection is the agency responsible for the prevention and suppression of all destructive fires on buildings, houses and other structures, forest, land transportation vehicles and equipment, ships or vessels docked at piers or wharves or anchored in major seaports, petroleum industry installations, plane crashes and other similar incidents, as well as the enforcement of the Fire Code and other related laws.

The total manpower of Cavite Bureau of Fire Protection is 330 fire personnel composed of 20 fire officers, 307 non-officers and three non-uniformed personnel. Fire personnel are provided and paid by different cities/municipalities where they are assigned or designated. Officers were stationed only in the Office of the Provincial Director and 13 fire stations while the rest are headed and manned by non-officers (Table 3.77).

In 2018, the fireman-to-population ratio of the province is at 1:12,350. This makes Cavite deficient of 1,708 firemen based on the ideal and internationally accepted ratio of one fireman to two thousand inhabitants (1:2,000). This resulted to the existing personnel’s performance of multiple functions in firefighting and administrative capacities. Recruitment of additional firemen is of great importance to deliver sufficient, fast and efficient services to the populace considering that the population is growing incessantly forecasted to reach 4,075,351 in 2018 (Table 3.78).

Table 3.77 Number of Fire Personnel by City/Municipality, Province of Cavite: 2018.

City/Municipal Stations	Officer	Non Officer	NUP	Total
OPD/EMSRU	2	18	2	22
1st District	4	43	0	47
Cavite City	1	10	0	11
Kawit	1	12	0	13
Noveleta	1	10	0	11
Rosario	1	11	0	12
2nd District	2	24	0	26
City of Bacoor	2	24	0	26
3rd District	0	15	0	15
City of Imus	0	15	0	15
4th District	1	17	0	18
City of Dasmariñas	1	17	0	18
5th District	3	55	0	58
Carmona	1	13	0	14
Gen. Mariano Alvarez	1	21	0	22
Silang	1	21	0	22
6th District	1	18	0	19
City of Gen. Trias	1	18	0	19
7th District	3	42	0	45
Amadeo	0	7	0	7
Indang	1	9	0	10
Tanza	1	10	0	11
Trece Martires City	1	16	0	17
8th District	4	75	1	80
Alfonso	1	12	0	13
Gen. Aguinaldo ^a	0	10	0	10
Magallanes ^a	0	6	0	6
Maragondon	0	9	0	9
Mendez	1	11	0	12
Naic	1	10	1	12
Tagaytay City	1	17	0	18
Ternate ^a	0	0	0	0
Total	20	307	3	330

Source: Cavite Bureau of Fire Protection, City of Imus

^aConcurrent at Alfonso FS



Table 3.78 Fire Personnel Requirement by City/Municipality, Province of Cavite: as of December 2018

City/Municipality	2018 Projected Population	Ideal Strength	Actual	Current Needs	Fireman to Population Ratio
OPD/EMSRU			22		
1st District	361,677	181	47	134	1 : 7,695
Cavite City	103,782	52	11	41	1 : 9,435
Kawit	86,626	43	13	30	1 : 6,664
Noveleta	48,411	24	11	13	1 : 4,401
Rosario	122,859	61	12	49	1 : 10,238
2nd District	651,988	326	26	300	1 : 25,076
City of Bacoor	651,988	326	26	300	1 : 25,076
3rd District	476,994	238	15	223	1 : 31,800
City of Imus	476,994	238	15	223	1 : 31,800
4th District	711,833	356	18	338	1 : 39,546
City of Dasmariñas	711,833	356	18	338	1 : 39,546
5th District	549,191	275	58	217	1 : 9,469
Carmona	113,380	57	14	43	1 : 8,099
Gen. Mariano Alvarez	165,505	83	22	61	1 : 7,523
Silang	270,306	135	22	113	1 : 12,287
6th District	363,788	182	19	163	1 : 19,147
City of Gen. Trias	363,788	182	19	163	1 : 19,147
7th District	554,306	277	45	232	1 : 12,318
Amadeo	40,275	20	7	13	1 : 5,754
Indang	67,729	34	10	24	1 : 6,773
Tanza	250,813	125	11	114	1 : 22,801
Trece Martires City	195,489	98	17	81	1 : 11,499
8th District	405,574	203	80	123	1 : 5,070
Alfonso	53,806	27	13	14	1 : 4,139
Gen. Aguinaldo ^a	25,461	13	10	3	1 : 2,546
Magallanes ^a	23,628	12	6	6	1 : 3,938
Maragondon	39,183	20	9	11	1 : 4,354
Mendez	33,355	17	12	5	1 : 2,780
Naic	127,439	64	12	52	1 : 10,620
Tagaytay City	77,002	39	18	21	1 : 4,278
Ternate ^a	25,699	13	0	13	-
Total	4,075,351	2,038	330	1,708	1 : 12,350

Source: Cavite Bureau of Fire Protection, City of Imus

^aConcurrent at Alfonso FS

There are 62 firetrucks in the province, of which, 50 units are serviceable. These are distributed among the 13 municipalities and seven (7) cities (Table 3.79). Among cities and municipalities in the province, municipality of Ternate has no firetruck, however, they are being supported by nearby municipalities with firetrucks.

Despite of insufficiency of firemen and fire trucks, firefighting units of Cavite BFP managed to control incidences of fire in the province. Aside from the operational fire stations in each city and municipality, there are a total of six (6) Fire Sub-stations in the province. Inchican and Bulihan Fire Substation in the municipality of Silang, Bahayang Pag-asa Fire Substation in Imus, Carmona Substation in Carmona, San Jose Fire Substation in Gen. Ma. Alvarez and Sungay East Fire Substation in Tagaytay City.



Photo from Abante TNT

Table 3.79 Number of Firetrucks by City /Municipality, Province of Cavite: 2018

City/Municipal Fire Stations	Serviceable	Unserviceable	Under Repair	Beyond Economic Repair	Total
1st District	8	3	0	1	12
Cavite City	4	2	0	0	6
Kawit	2	0	0	0	2
Noveleta	1	0	0	1	2
Rosario	1	1	0	0	2
2nd District	2	1	1	0	4
City of Bacoor	2	1	1	0	4
3rd District	1	0	1	0	2
City of Imus	1	0	1	0	2
Bahayang Pag-asa Fire Sub-Stn					
4th District	3	0	0	0	3
City of Dasmariñas	3	0	0	0	3
5th District	14	1	0	0	15
Carmona	3	1	0	0	4
Carmona Fire Sub-Station					
Gen. Mariano Alvarez	5	0	0	0	5
San Jose Fire Sub-Station					
Silang	6	0	0	0	6
Bulihan Fire Sub-Stn					
Inchican Fire Sub-Stn					
6th District	3	0	0	0	3
City of Gen. Trias	3	0	0	0	3
7th District	7	1	0	1	9
Amadeo	1	0	0	1	2
Indang	1	0	0	0	1
Tanza	3	0	0	0	3
Trece Martires City	2	1	0	0	3
8th District	12	2	0	0	14
Alfonso	3	0	0	0	3
Gen. E. Aguinaldo	1	0	0	0	1
Magallanes	1	0	0	0	1
Maragondon	1	1	0	0	2
Mendez-Nuñez	2	0	0	0	2
Naic	1	0	0	0	1
Tagaytay City	3	1	0	0	4
Sungay East Fire Sub-Station					
Ternate	0	0	0	0	0
Total	50	8	2	2	62

Source: Cavite Bureau of Fire Protection, City of Imus

Fire Incidents

Based on the report of Cavite Bureau of Fire Protection, the fire incidents increased to 660 in 2018 from 396 in 2017 which represents an increase of 264 or 66.67 percent in the number of fires. The table beside shows that major cause of fire incidents is open flame due to torch/sulo with 369 cases which covers 55.91 percent of the total fire incidents reported. It is also noted that 529 out of 660 fire incidence were classified as accidental in terms of motive, while the remaining 131 cases are undetermined (Table 3.81). The office recorded 209 forest/grass and 187 structural cases as to nature of fire (Table 3.82).

Cavite Bureau of Fire Protection educates citizens on fire safety and prevention through meetings and dialogues with the barangays to orient their constituents on the importance of fire safety consciousness within the community, particularly by practicing known fire safety measures and eradicating all fire hazards in their premises. Fire prevention activities such as fire drills are being conducted among establishments which have led to the organization of company fire brigades whose members are their workers/employees. Cavite BFP administers the annual celebration of Fire Prevention Month held every March.

Table 3.80 Causes of Fire, Province of Cavite: 2017 and 2018

Causes of Fire	2017	2018
Electrical Connection	76	61
Electrical Appliances	9	11
Electrical Machinery		1
Spontaneous Combustion / Woodscrap		
Unattended Cooking/Stove	14	20
Unattended Lighted Candle/Gasera	14	25
Open Flame due to Torch/Sulo	147	369
Direct Flame Contact/Static Electricity	23	23
LPG Explosion/ LPG Leak	9	3
Lighted Cigarette Butt	8	3
Pyrotechnics		
Lighted Matchstick/Lighter	6	5
Incediary Device/Mechanism or Ignited		1
Flammable Liquids		
Under Investigation	81	128
Others	9	10
Total	396	660

Source: Cavite Bureau of Fire Protection, City of Imus

Table 3.81 Motives of Fire Incidence, Province of Cavite: 2017 and 2018

Motives of Fire Incidence	2017	2018
Intentional Fire	1	0
Accidental Fire	314	529
Fire Cases Under Investigation	81	131
Total	396	660

Source: Cavite Bureau of Fire Protection, City of Imus

Table 3.82 Nature of Fire, Province of Cavite: 2017 and 2018

Nature of Fire	2017	2018
Structural	209	244
Forest/Grass	187	416
Total	396	660

Source: Cavite Bureau of Fire Protection, City of Imus

Jail Operation

Detention cells are maintained by the city/municipal police stations which are also referred to as “temporary lock-up cells”. It is a short-term jail facility for the custody and safekeeping of city and municipal prisoners. Detainees are the fugitive from justice, or person detained awaiting investigation or trial and/or transfer to the national penitentiary, and/or violent mentally-ill person who endangers himself or the safety of others, duly certified by the proper medical or health officer, pending the transfer in the medical institution.

The Bureau of Jail Management and Penology (BJMP), which is also called the Jail Bureau supervises and controls over all city and municipal jails. On the other hand, the provincial jail is supervised by the provincial government. The Provincial Jail is located in Trece Martires City which accommodates the sentenced and also those that are under trial into their custody for security and rehabilitation. The inmates are provided with skills trainings in preparation for their release from prison; medical, dental and optical health services; and spiritual renewal programs. The provincial jail is also coordinated with Provincial Attorney’s Office (PAO), Office of the Provincial Prosecutor (OPP) and concerned agencies for speedy trials especially those who languish in jail for more than two (2) years. For the year 2018, there are a total of 39 jails in the province, composed of one provincial jail, 12 BJMP-managed jail and 26 lock-up cells (Table 3.83).

Table 3.83 Number of Detention Cell/Jail by City/Municipality, Province of Cavite: 2018

City/ Municipality	PNP Managed Detention Cell	BJMP	Provincial Jail	Total
1st District	4	1	0	5
Cavite City	1	1	0	2
Kawit	1	0	0	1
Noveleta	1	0	0	1
Rosario	1	0	0	1
2nd District	1	1	0	2
City of Bacoor	1	1	0	2
3rd District	1	1	0	2
City of Imus	1	1	0	2
4th District	1	1	0	2
City of Dasmariñas	1	1	0	2
5th District	4	3	0	7
Carmona	1	1	0	2
Gen. Mariano Alvarez	1	1	0	2
Silang	2	1	0	3
6th District	3	1	0	4
City of Gen. Trias	3	1	0	4
7th District	4	2	1	7
Amadeo	1	0	0	1
Indang	1	0	0	1
Tanza	1	1	0	2
Trece Martires City	1	1	1	3
8th District	8	2	0	10
Alfonso	1	0	0	1
Gen. E. Aguinaldo	1	0	0	1
Magallanes	1	0	0	1
Maragondon	1	0	0	1
Mendez-Nuñez	1	0	0	1
Naic	1	1	0	2
Tagaytay City	1	1	0	2
Ternate	1	0	0	1
Total	26	12	1	39

Source: Cavite Provincial Police Office, Human Rights Division, Imus Cavite



Table 3.84 Jail Population by City/Municipality, Province of Cavite: 2018

City/Municipality Police Stations	DETAINED						Total
	Male	Adult Female	Sub-total	Male	Minor Female	Sub-total	
Provincial Jail	708	88	796	0	0	0	796
1st District	341	63	404	3	0	3	407
Cavite City	103	26	129	0	0	0	129
Kawit	93	14	107	2	0	2	109
Noveleta	67	11	78	0	0	0	78
Rosario	78	12	90	1	0	1	91
2nd District	371	84	455	1	0	1	456
City of Bacoor	371	84	455	1	0	1	456
3rd District	291	54	345	0	0	0	345
City of Imus	291	54	345	0	0	0	345
4th District	684	35	719	1	0	1	720
City of Dasmariñas	684	35	719	1	0	1	720
5th District	204	11	215	0	1	1	216
Carmona	23	0	23	0	0	0	23
Gen. Mariano Alvarez	88	9	97	0	1	1	98
Silang	93	2	95	0	0	0	95
6th District	443	42	485	0	0	0	485
City of Gen. Trias	443	42	485	0	0	0	485
7th District	291	44	335	0	0	0	335
Amadeo	0	0	0	0	0	0	0
Indang	41	2	43	0	0	0	43
Tanza	189	37	226	0	0	0	226
Trece Martires City	61	5	66	0	0	0	66
8th District	85	10	95	0	0	0	95
Alfonso	7	1	8	0	0	0	8
Gen. E. Aguinaldo	6	0	6	0	0	0	6
Magallanes	2	0	2	0	0	0	2
Maragondon	12	0	12	0	0	0	12
Mendez-Nuñez	3	0	3	0	0	0	3
Naic	29	8	37	0	0	0	37
Tagaytay City	5	0	5	0	0	0	5
Ternate	21	1	22	0	0	0	22
Total	3,418	431	3,849	5	1	6	3,855

Source: Cavite Provincial Police Office, Human Rights Division, Imus Cavite, City/Municipal Police Stations, Provincial Jail

Based on the report from PNP Human Rights Affairs Office (HRAO), Provincial Jail, City/Municipal Police Stations, there are a total of 3,855 detainees in the province in December 2018. Provincial Jail, being the rehabilitation zone of prisoners and the central detention facility of the province has the most number of detainees with 796 or 20.65 percent of the total detainees. It is followed by Dasmariñas CPS with 720 detainees and Bacoor CPS with 456 detainees representing 18.68 percent and 11.83 percent of the total prisoners, respectively (Table 3.84).

The data revealed that inmate's age bracket of 26-32 years old have the most number of detainees with 868, followed by 33-39 years old with 753 prisoners.

Article II of the 1987 Philippine Constitution specifically provides that the State values human dignity and

guarantees full respect for human rights. This underscores that all persons are born with human dignity and inherent rights and that no one loses his dignity and these rights regardless of what he or she may have done. This policy of the state applies particularly to the treatment of prisoners and detainees under the correctional system they are in. Though prisoners, they are still endowed with the same basic rights for human rights in common parlance are rights inherent in the nature of every individual without which he cannot live as a human being. In 2018, six (6) areas were able to comply with the standard cell area for the detainees, which is 4.7 square meters per one (1) inmate. These include Carmona, Amadeo, Magallanes and Mendez-Nunez. However, Cavite jails are considered to be over congested that needs to be addressed.

Table 3.85 Number of Inmates by Age Bracket and City/Municipality, Province of Cavite: 2018.

City/Municipality	17 & below	18-25	26-32	33-39	40-46	47-53	54-59	60-65	66-70	71 - above	TOTAL
Provincial Jail	0	124	153	23	121	148	71	75	76	5	796
1st District	0	64	66	97	94	55	18	9	1	0	407
Cavite City	0	24	17	36	27	15	6	4	0	0	129
Kawit	2	14	17	18	33	17	6	2	0	0	109
Noveleta	0	4	17	24	18	10	3	2	0	0	78
Rosario	1	22	15	19	16	13	3	1	1	0	91
2nd District	0	95	104	119	74	49	8	5	1	0	456
City of Bacoor	1	95	104	119	74	49	8	5	1	0	456
3rd District	0	73	58	75	77	42	11	7	2	0	345
City of Imus	0	73	58	75	77	42	11	7	2	0	345
4th District	0	151	228	174	93	46	14	13	0	0	720
City of Dasmariñas	1	151	228	174	93	46	14	13	0	0	720
5th District	0	60	52	47	31	18	5	2	1	0	216
Carmona	0	8	6	5	2	1	1	0	0	0	23
Gen. Mariano Alvarez	0	28	24	21	15	8	1	1	0	0	98
Silang	0	24	22	21	14	9	3	1	1	0	95
6th District	0	113	113	116	73	47	12	9	1	1	485
City of Gen. Trias	0	113	113	116	73	47	12	9	1	1	485
7th District	0	52	69	77	70	47	11	7	1	1	335
Amadeo	0	0	0	0	0	0	0	0	0	0	0
Indang	0	4	7	11	10	9	1	1	0	0	43
Tanza	0	38	44	50	50	31	8	4	1	0	226
Trece Martires City	0	10	18	16	10	7	2	2	0	1	66
8th District	0	18	25	25	12	9	3	1	2	0	95
Alfonso	0	1	2	3	1	1	0	0	0	0	8
Gen. E. Aguinaldo	0	3	0	0	1	0	0	0	2	0	6
Magallanes	0	0	1	1	0	0	0	0	0	0	2
Maragondon	0	0	4	7	1	0	0	0	0	0	12
Mendez-Nuñez	0	0	1	1	0	1	0	0	0	0	3
Naic	0	5	9	8	5	6	3	1	0	0	37
Tagaytay City	0	2	2	1	0	0	0	0	0	0	5
Ternate	0	7	6	4	4	1	0	0	0	0	22
Total	0	750	868	753	645	461	153	128	85	7	3855

Source: Cavite Provincial Police Office, Human Rights Division, Imus Cavite, City/Municipal Police Stations, Provincial Jail

Table 3.86 Jail Congestion by City/Municipality, Province of Cavite: as of December 2018

City/Municipality	Floor Area (sq.m.)	Cell Area (sq.m.)	Ideal Capacity	Jail Population	Variance	% of Congestion
Provincial Jail	1,000.00	1,065.00	227	796	569	251.29
1st District						
Cavite City	88.00	108.00	23	129	106	461.39
Kawit	94.00	13.39	3	109	106	3725.99
Noveleta	110.00	30.00	6	78	72	1122.00
Rosario	25.73	22.00	5	91	86	1844.09
2nd District						
City of Bacoor	235.00	100.12	21	456	435	2040.63
3rd District						
City of Imus	151.20	88.74	19	345	326	1727.25
4th District						
City of Dasmariñas	10.00	10.00	2	720	718	33740.00
5th District						
Carmona	152.00	114.00	24	23	-1	-5.18
Gen. Mariano Alvarez	320.22	100.70	21	98	77	357.40
Silang	7.00	7.00	1	95	94	6278.57
6th District						
City of Gen. Trias	206.68	144.70	31	485	454	1475.33
7th District						
Amadeo	120.00	12.00	3	0	-3	-100.00
Indang	30.00	25.00	5	43	38	708.40
Tanza	126.50	20.00	4	226	222	5211.00
Trece Martires City	496.00	114.00	24	66	42	172.11
8th District						
Alfonso	15.70	15.70	3	8	5	139.49
Gen. E. Aguinaldo	100.00	10.00	2	6	4	182.00
Magallanes	116.00	10.00	2	2	0	-6.00
Maragondon	160.00	21.14	4	12	8	166.79
Mendez-Nuñez	100.00	22.50	5	3	-2	-37.33
Naic	343.50	93.10	20	37	17	86.79
Tagaytay City	97.94	14.82	3	5	2	58.57
Ternate	18.62	18.62	4	22	18	455.32
Total	4,124.09	2,180.53	464	3855	3391	730.92

Source: Cavite Provincial Police Office, Human Rights Division, Imus Cavite, City/Municipal Police Stations, Provincial Jail

Table 3.87 Jail Congestion in Bureau of Jail and Management Penology, Province of Cavite: December 2018

Jail	Lot Area Sq.m.	Floor Area Sq.m.	Cell Area Sq.m.	Ideal Capacity 4.7 sq. m.	Jail Population	Variance	% of Congestion Sq.m.
District Jails							
Cavite City District Jail	200.00	290	240	51	556	505	989%
City Jail							
Bacoor City Jail	1,789.00	370	265	56	1,204	1,148	2,035%
Bacoor City Jail-FD	2,000.00	50	50	11	224	213	1,992%
Dasmarinas City Jail	831.42	987	250	53	870	817	1,536%
Dasmarinas City Jail-FD	800.00	144	52	11	135	124	1,120%
Imus Mpl Jail	161.75	120	576	123	389	266	217%
Imus Mpl Jail-FD	3,233.00	880	432	92	973	881	959%
Gen Trias City Jail	1,000.00	160	108	23	157	134	583%
Tagaytay City Jail	8,000.00	400	325	69	611	542	784%
Tagaytay City Jail FD	8,000.00	400	75	16	131	115	721%
Trece Martirez City Jail	496.28	496	138	29	272	243	825%
Municipal Jails							
Carmona Mpl Jail	650.00	323	86	18	80	62	336%
GMA Mpl Jail	609.62	142	142	30	480	450	1,488%
Naic Mpl Jail	1,017.00	344	173	37	485	448	1,221%
Silang Mpl Jail	338.00	132	172	37	437	400	1,096%
Tanza Mpl Jail	1,000.00	242	308	66	413	347	530%
Tanza Mpl Jail-FD	1,000.00	349	39	8	117	109	1,313%
Total	31,126.07	5,828.95	3,431	730	7,534	6,804	932%

Source: Bureau of Jail Management and Penology, Calamba City, Laguna