

Chapter 5: Infrastructure Sector

Infrastructure and Utilities

Infrastructure is the fundamental facilities and systems serving a country, city, or another area, including the services and facilities necessary for its economy to function.

Infrastructure is composed of public and private physical improvements such as roads, bridges, tunnels, water supply, sewers, electrical grids, telecommunications (including internet connectivity and broadband speeds). In general, it has also been defined as "the physical components of interrelated systems providing commodities and services essential to enable, sustain or enhance societal living conditions" (Wikipedia).

Road Transport

The transportation system in the province of Cavite is predominantly land-based, of which the principal transport mode is road-based.

Cavite has twelve (12) major entrances and exits: the Manila-Cavite Coastal Road via Talaba, City of Bacoor; Cavite Toll Expressway (CAVITEX), Governor's Drive-South Luzon Expressway (SLEX) Carmona Exit, Batangas-Tagaytay/Alfonso via Aguinaldo Highway, Bacoor City-Las Piñas City via Zapote, Sta. Rosa-Tagaytay Road, Alabang-Molino, Bacoor City via Daang Hari, Muntinlupa-Cavite Expressway (MCEX) Susan Height Exit, Molino, Bacoor City-SLEX via Daang Reyna-Victoria Avenue San Pedro Exit, Ternate-Nasugbu, Batangas via Kaybiang Tunnel, Tagaytay-Taal Lake Road, Tagaytay-Talisay Road (*Provincial Road Network Development Plan*).

Roads and Bridges

Road length is reported based on road classification, namely: national road, provincial road, city/municipal road, and barangay road.

As shown in Table 5.1, the province has a total road length of 2,204.2570, wherein 19.46 percent or 428.9970

kilometers are national roads while 379.3940 kilometers or 17.21 percent are provincial roads. City/municipal roads comprised 14.03 percent or 309.2029 kilometers, while barangay roads have a total length of 1,086.6630 kilometers or 49.30 percent of the total road length. Out of the total road length, 1,372.2974 kilometers are paved with concrete (62.26%), 342.3281 kilometers are asphalt (15.53%), asphalted concrete totaled 79.6050 kilometers (3.61%), and others remained earth fill (12.62%) or 278.0979 kilometers and gravel roads (5.99%) posted at 131.9285 kilometers.

Of the total national road, 268.4389 kilometers (62.57%) are asphalted, and 160.5581 kilometers (37.43%) are concreted. Provincial roads paved with concrete and asphalt were registered at 262.8900 kilometers (69.29%) and 9.2600 kilometers (2.44%), respectively. The 79.6050 kilometers (20.98%) are paved with asphalted concrete, and 7.29 percent or 27.6390 kilometers remained gravel roads.

Meanwhile, 81.42 percent or 251.7615 kilometers of the city/municipal roads are paved with concrete, 43.1970 kilometers (13.97%) are asphalted, and some portions are still earth fill (3.50%) and gravel roads (1.10%). In addition, the majority of the barangay roads, or 64.15 percent were concreted (697.0878 kilometers), while only 1.97 percent or 21.4321 kilometers were asphalted. Gravel and earth fill pavement have a combined total length of 368.1431 kilometers or 24.59 percent.

Furthermore, a bridge that connects roads in different cities and municipalities of the province are also classified as national, provincial, city/municipal, and barangay. The reported total length of the bridge is 6.7547 kilometers. The national bridge comprised a total length of 3.0781 kilometers. The provincial bridge was posted at 1.1893 kilometers. In addition, barangay and city/municipal bridge registered a combined total length of 2.4873 kilometers.

Table 5.1 Total Length of Roads and Bridges by Classification and Type of Pavement, Province of Cavite: 2017

Road Classification	Type of Pavement (km)					Total Length (km)	
	Concrete	Asphalt	Gravel	Earthfill	Asphalted Concrete	Roads	Bridges
National	160.5581	268.4389	-	-	-	428.9970	3.0781
Provincial	262.8900	9.2600	27.6390	-	79.6050	379.3940	1.1893
City/Municipal	251.7615	43.1970	3.4070	10.8374	-	309.2029	0.8897
Barangay	697.0878	21.4321	100.8825	267.2606	-	1086.6630	1.59758
TOTAL	1,372.2974	342.3281	131.9285	278.0979	79.6050	2,204.2570	6.7547

Source: Special Projects Division, Provincial Planning and Development Office, Trece Martires City

Motor Vehicle Registration

Vehicle registrations gathered from Land Transportation Office, Region IV-A, Lipa City, Batangas which are presented in Table 5.2 are classified into cars, utility vehicles, sports utility vehicles, trucks, buses, motorcycles/tricycles, and trailers. In 2019, these reached a total of 390,143 units, having an increase of 10.57 percent or 37,280 registrations compared to 2018 data of 352,863 units.

Among the type of vehicles, the highest number of motor vehicle registration was motorcycles/tricycles with 221,635 units or 56.81 percent share followed by utility vehicles with 21.14 percent or 82,464 units. Cars were registered at 59,558 units or 15.27 percent while sports utility vehicles were posted at 5.78 percent registration or 22,561 units.

In addition, trucks, buses and trailers have a combined registration of 3,925 units or 1.01 percent share.

The total number of registered motor vehicles by district/extension office as also presented in the table shows that Cavite District Office in Kawit has the highest registration comprising 32.17 percent or 125,499 units followed by Tagaytay City District Office with 19.90% registration or 77,638 units. The Cities of Imus, Dasmariñas and Bacoor District Offices recorded registration of 62,263 (15.96%) vehicles, 60,896 (15.61%) vehicles and 51,907 (13.30%) vehicles, respectively. The least registration was posted at Naic Extension Office with only 3.06% registration or 11,940 units.

Table 5.2 Number of Vehicle Registration by Type, Province of Cavite: 2019

Type of Vehicle	Number of Vehicle Registration						Total
	City of Bacoor District Office	City of Dasmariñas District Office	Cavite District Office	Tagaytay City District Office	City of Imus District Office	Naic Extension Office	
Cars	8,405	8,279	15,912	13,986	11,937	1,039	59,558
Utility Vehicles	13,468	9,440	21,628	22,059	14,449	1,420	82,464
Sports Utility Vehicles	3,471	2,982	5,851	4,777	5,071	409	22,561
Trucks	478	270	1,064	1,109	410	32	3,363
Buses	8	3	106	81	6	1	205
Motorcycles/Tricycles	25,975	39,908	80,829	35,603	30,281	9,039	221,635
Trailers	102	14	109	23	109	-	357
Total	51,907	60,896	125,499	77,638	62,263	11,940	390,143

Source: Land Transportation Office, Region IV-A, Lipa City, Batangas

Licenses and Permits

Data on licenses and permits issued totaled 286,166 issuances, by which 99.81% or 285,661 are driver's licenses while 555 or 0.19% are conductors permit. Also, out of these issuances, 56.30% or 161,104 are new applications while 43.70% or 125,062 applied for renewal. Professional license contributed 26.98% share totaling to 77,063 issuances while non-professional driver's license was at 36.67 percent issuances or 104,720. Student permit was at 36.35 percent share or 103,828 issuances.

The highest issuances were posted at Tagaytay City District Office with 58,545 or 20.46 percent, followed by Cavite Licensing Center in Kawit, having 52,962 issuances (18.51%). Furthermore, 38,697 issuances (13.52%) were at the City of Dasmariñas District Office, while the City of Bacoor District Office has 34,108 issuances (11.92%). City of Imus District Office and Naic Extension Office have 27,884 and 15,647 issuances, respectively. Driver's License Renewal Offices (DLROs), which caters to the plain renewal of driver's and conductor's licenses without alarm or change in information, posted a combined total of 58,323 issuances. The 20,832 issuances of these were at DLRO City of Gen. Trias, 25,148 issuances at DLRO City of Dasmariñas, and 12,343 issuances at DLRO City of Imus.

Table 5.3 Number of Licenses and Permits Issued by District/DLRO/Extension Offices, Province of Cavite: 2019

Agency	Driver's License						Conductors Permit			Total Licenses and Permits Issued
	Professional		Non-Professional		Student Permit	Total	Total			
	New	Renewal	New	Renewal	New		New	Renewal		
City of Bacoor District Office	171	11,356	3,335	8,019	11,225	34,106	-	2	2	34,108
City of Dasmariñas District Office	357	7,989	8,269	7,203	14,794	38,612	55	30	85	38,697
Cavite Licensing Center	3,667	11,778	20,250	8,297	8,863	52,855	79	28	107	52,962
City of Imus District Office	-	7,635	-	6,543	13,674	27,852	-	32	32	27,884
Naic Extension Office	-	-	80	1,957	10,413	15,625	-	22	22	15,647
Tagaytay City District Office	3,101	12,737	17,814	8,721	15,907	58,280	98	167	265	58,545
DLRO City of Imus	-	3,715	-	4,051	4,577	12,343	-	-	-	12,343
DLRO City of Dasmariñas	-	6,752	-	5,729	12,625	25,106	-	42	42	25,148
DLRO City of Gen. Trias	-	4,630	-	4,452	11,750	20,832	-	-	-	20,832
Total	7,296	69,767	49,748	54,972	103,828	285,611	232	323	555	286,166

Source: Land Transportation Office, Region IV-A, Lipa City, Batangas

Irrigation

Irrigation systems can be classified into three categories: national, communal, and private.

National irrigation systems (NIS) are large and medium schemes. The National Irrigation Administration (NIA) operates and maintains the NIS. Beneficiaries were charged with their irrigation service fee for the services rendered in the delivery of water. In the 1980s, joint management of portions of national systems with irrigators associations (IA) was affected.

Communal irrigation systems (CIS) are small-scale schemes and constructed with the participation of farmer-beneficiaries thru their IAs. The operation and maintenance (O&M) of CIS is turned over to IAs upon project completion, subject to a cost recovery arrangement. Farmers amortize the chargeable cost for a period not exceeding 50 years at 0% interest. The repayment scheme is pre-arranged and acceptable to both NIA and the IA. Another scheme is the payment of 30% equity equivalent to 30% of the total direct cost, which is to be paid annually.

Private irrigation systems are those constructed, operated, and maintained by private individuals or groups with or without technical assistance by NIA or other government agencies (www.nia.gov.ph).

NIA Cavite Report

The reported firm-ed-up service area (FUSA) in 2019 totaled 9,512.47 hectares, of which 8,274.47 hectares comprised national irrigation system (Table 5.4) while 1,238.00 hectares are communal irrigation system (Table 5.5). The irrigation systems benefitted 5,579 farmers.

As compared to the 2018 area of 8,542.00 hectares, the national irrigations system's FUSA decreased by 267.53 hectares or 3.13%. It was due, as reported by Mr. Aeron Anthony L. Costelo, Engineering Assistant A of NIA, Cavite, to rapid conversion, and some have been idle for years. Moreover, some of the Cavite dams have no more areas to restore irrigation and become non-operational.

Table 5.4 also shows that the national irrigation system (NIS) covers the City of Bacoor, City of Dasmariñas, City of Gen. Trias, City of Imus, Maragondon, Naic, Tanza, and Ternate. Of the total NIS' firm-ed-up service area, 5,232.00 hectares are operational while 3,042.47 hectares are non-operational.

Furthermore, the communal irrigation system (CIS) presented in Table 5.5 serves the City of Dasmariñas, Carmona, Gen. E. Aguinaldo, Ternate, Maragondon, Kawit, City of Bacoor, Gen. Mariano Alvarez, Silang, Amadeo, Naic, and Magallanes. Out of the total CIS' firm-ed-up service area, 821.00 hectares are operational while 417.00 hectares are non-operational.

Table 5.4 National Irrigation System's Firm-ed-up Service Area, Province of Cavite: 2019

System	City/ Municipality	Firm-ed-up Service Area (Has.)			Farmer Beneficiaries
		Operational	Non- operational	Total	
Molino River Irrigation System (RIS)	City of Bacoor	40.00	44.00	84.00	75
Lukuhin RIS	City of Dasmariñas	52.00	57.00	109.00	77
Embarcadero RIS	City of Dasmariñas	40.00	54.00	94.00	47
Makuling RIS	City of Dasmariñas	25.00	94.10	119.10	86
Baluctot RIS	City of Dasmariñas	96.00	21.00	117.00	130
Butas-Lawang Bato RIS	City of Gen. Trias	307.00	159.86	466.86	278
Butas RIS	City of Gen. Trias	185.00	84.00	269.00	182
Plucena-Bayan RIS	City of Gen. Trias	157.00	133.00	290.00	162
Vargas (Bankud) RIS	City of Gen. Trias	210.00	325.92	535.92	340
Butas-Palanas RIS	City of Gen. Trias	147.00	333.00	480.00	189
Butas-Marcelo RIS	City of Gen. Trias	77.00	258.00	335.00	165
Julian RIS	City of Imus	64.00	144.00	208.00	106
San Agustin RIS	City of Imus	224.00	190.00	414.00	278
Pasong Kastila RIS	City of Imus	227.00	284.00	511.00	288
Kay-Akle RIS	Maragondon	299.00	86.00	385.00	278
Balayungan RIS	Maragondon	207.00	-	207.00	149
Balayungan RIS	Naic	1,128.00	81.19	1,209.19	831
Culong-Culong RIS	Naic	347.00	81.47	428.47	397
Sahing RIS	Naic	137.00	65.00	202.00	176
Tres Cruces RIS	Tanza	512.00	61.00	573.00	172
Matanda RIS	Tanza	676.00	485.93	1,161.93	483
Balayungan RIS	Ternate	22.00	-	22.00	18
Kay-Akle RIS	Ternate	18.00	-	18.00	14
Mabacao Pump	Maragondon	35.00	-	35.00	35
Total		5,232.00	3,042.47	8,274.47	4,956

Source: National Irrigation Administration, Naic, Cavite

Table 5.5 Communal Irrigation System's Firmed-up Service Area, Province of Cavite: 2019

System	City/Municipality	Firmed-up Service Area (Has.)			Farmer Beneficiaries
		Operational	Non-operational	Total	
Malinta Communal Irrigation System (CIS)	City of Dasmariñas	-	-	-	-
Lantic I CIS	Carmona	99.00	-	99.00	82
Lantic II CIS	Carmona	55.00	-	55.00	88
Gen. Aguinaldo CIS	Gen. E. Aguinaldo	135.00	-	135.00	50
Narvaez CIS	Gen. E. Aguinaldo	100.00	-	100.00	-
Golova CIS	Ternate	60.00	-	60.00	28
Magay CIS	Maragondon	56.00	244.00	300.00	73
Kawit Pump CIS (PCIS)	Kawit	-	60.00	60.00	20
San Nicolas II PIS	City of Bacoor	43.00	9.00	52.00	4
Bacoor II Pump Irrigation Project (PIP)	Molino III, City of Bacoor	10.00	-	10.00	4
Langkaan PCIP	City of Dasmariñas	24.00	-	24.00	32
F. De Castro PCIS	Gen. Mariano Alvarez	32.00	-	32.00	80
Olaes Kua PCIP	Gen. Mariano Alvarez	40.00	-	40.00	-
Pasong Saging PCIS	Gen. Mariano Alvarez	-	34.00	34.00	99
Lumil & Tartaria PCIS	Silang	-	40.00	40.00	16
Maduya PCIS	Carmona	34.00	-	34.00	7
Halang PCIP	Amadeo	26.00	-	26.00	30
Pacheco PCIS	Magallanes	12.00	30.00	42.00	10
Palangue PCIS	Naic	55.00	-	55.00	-
Tua PIP	Magallanes	40.00	-	40.00	-
Total		821.00	417.00	1,238.00	623

Source: National Irrigation Administration, Naic, Cavite

Water Supply

Water service providers in the Province of Cavite include Maynilad Water Services, Inc., which is also known as Maynilad. It is a water and wastewater services provider of cities and municipalities of the National Capital Region that forms the West Zone and some parts of Cavite, which include the City of Imus, City of Bacoor, Cavite City, and the municipalities of Noveleta, Kawit, and Rosario (Wikipedia). On the other hand, water districts supply water to the municipalities of Amadeo, Carmona, City of Dasmariñas, Gen. E. Aguinaldo, Gen. Mariano Alvarez, Indang, Maragondon, Mendez, Silang, Tagaytay City, Tanza and Trece Martires City. Likewise, other water service providers are operating in the province, like General Trias Water Corporation in the City of Gen. Trias, Naic Water System Corporation in Naic, and Western Cavite Water Supply and Service Corporation in Ternate. Moreover, the municipal governments of Alfonso and Magallanes manage their respective water supply systems. Table 5.6 shows the number of customers served and the residential water rate schedule of each water service providers.

Table 5.6 Number of Customers Served and Residential Water Rates by Water Service Providers, Province of Cavite: 2018

Water Agency	Number of Customers Served						Residential Water Rates (Minimum Charge for 1st 10 cu.m.)
	Residential	Commercial	Semi-Commercial	Government	Institutional	Total	
Maynilad Water Services, Inc.	132,040	2,617		207		134,864	164.16
Alfonso Waterworks Office	1,460	81	1	6	25	1,573	100.00
Magallanes Waterworks Office	3,814	117		48		3,979	150.00
Naic Water Supply Corp.	8,495	348				8,843	120.00
Western Cavite Water Supply & Services Corp.	1,545	1		12		1,558	144.00
Amadeo Water District	7,464	107		41		7,612	211.00
Carmona Water District	12,956	659		78		13,693	238.60
Dasmariñas Water District	95,489	15,962		248		111,699	173.00
Gen. E. Aguinaldo Water District	2,879	70	104	11		3,064	163.00
Gen. Trias Water Corporation	47,716	1,211		85		49,012	180.00
GMA Water District	18,516	251	592	53		19,412	280.00
Indang Water District	7,630	488		70		8,188	188.00
Maragondon Water District	3,290	273		40		3,603	168.00
Mendez Water District	4,960	219				5,179	195.00
Silang Water District	37,507	1,576	132			39,215	229.00
Tagaytay City Water District	14,665	1,407		110	79	16,261	254.00
Tanza Water District	13,624	378		49		14,051	180.00
Trece Martires City Water District	22,587	395		134		23,116	170.00
Total	436,637	26,160	829	1,192	104	321,215	

Source: Special Projects Division, Provincial Planning and Development Office, Trece Martires City

Power

The Province of Cavite is mainly being serviced by the Manila Electric Company when it comes to the electric power supply. All towns down to all barangays of Cavite have access to electric power supplied by Meralco, thus giving the province's energization rate of 100 percent (PDPFP 2011-2020).

The consolidated number of customers by city/municipality of the province totaled 916,106 customers, wherein residential customers accounted for 93.86 percent totaling 859,865, while commercial customers registered at 5.97 percent or 54,673. Furthermore, industrial and streetlight customers totaled 728 and 840, respectively. These accounted for less than 1% of the total customer count.

Meanwhile, in terms of household electrification, data gathered from MERALCO shows that out of 991,311

households of the province, the estimated electrified household was 960,987 or 96.94%. Also, the city/municipality's estimated percentage of household electrification was also presented in Table 5.8. (As per Meralco, the household electrification survey and estimates was based on the 2015 Census Report by the Philippine Statistics Authority).

Table 5.9 shows the existing substation in the province and its location. A substation is a part of an electrical generation, transmission, and distribution system. Substations transform voltage from high to low, or the reverse, or perform any of several other important functions. Between the generating station and consumer, electric power may flow through several substations at different voltage levels (Wikipedia).

Table 5.7 Number of MERALCO Customers by City/Municipality, Province of Cavite: 2017

City/ Municipality	Number of Customers				
	Residential	Commercial	Industrial	Streetlight	Total
1st District	67,703	6,309	19	34	74,065
Cavite City	18,720	1,867	2	2	20,591
Kawit	19,506	1,874	10	23	21,413
Noveleta	10,222	970	1	5	11,198
Rosario	19,255	1,598	6	4	20,863
2nd District	123,034	8,385	40	147	131,606
City of Bacoor	123,034	8,385	40	147	131,606
3rd District	117,229	7,228	42	96	124,595
City of Imus	117,229	7,228	42	96	124,595
4th District	147,005	9,375	148	133	156,661
City of Dasmariñas	147,005	9,375	148	133	156,661
5th District	101,375	6,791	323	92	108,581
Carmona	22,795	1,730	207	39	24,771
Gen. Mariano Alvarez	26,864	1,389	9	10	28,272
Silang	51,716	3,672	107	43	55,538
6th District	206,216	9,324	138	205	215,883
Amadeo	7,395	428	1	2	7,826
City of Gen. Trias	102,169	3,966	77	131	106,343
Tanza	57,470	3,295	25	52	60,842
Trece Martires City	39,182	1,635	35	20	40,872
7th District	97,303	7,261	18	133	104,715
Alfonso	11,765	1,002	2	15	12,784
Gen. E. Aguinaldo	3,682	221	1	0	3,904
Indang	13,399	917	2	5	14,323
Magallanes	3,788	219	-	8	4,015
Maragondon	6,029	536	2	-	6,567
Mendez	6,483	440	1	3	6,927
Naic	26,119	1,707	7	25	27,858
Tagaytay City	22,664	2,021	1	74	24,760
Ternate	3,374	198	2	3	3,577
Total	859,865	54,673	728	840	916,106

Source: MERALCO, Ortigas Avenue, Pasig City

Table 5.8 Number of Electrified Household by City/Municipality, Province of Cavite: 2017

City/ Municipality	Total Household	Estimated Electrified Household	Estimated % Household Electrification
1st District	88,716	85,456	96.33
Cavite City	27,553	27,167	98.60
Kawit	21,572	21,096	97.79
Noveleta	12,100	11,668	96.43
Rosario	27,491	25,525	92.85
2nd District	157,985	153,878	97.40
City of Bacoor	157,985	153,878	97.40
3rd District	152,969	150,006	98.06
City of Imus	152,969	150,006	98.06
4th District	170,143	166,520	97.87
City of Dasmariñas	170,143	166,520	97.87
5th District	122,699	116,505	94.95
Carmona	22,816	22,404	98.19
Gen. M. Alvarez	38,151	37,759	98.97
Silang	61,732	56,342	91.27
6th District	188,527	183,052	97.10
Amadeo	9,237	8,988	97.30
City of Gen. Trias	76,739	74,495	97.08
Tanza	58,532	56,243	96.09
Trece Martires City	44,019	43,326	98.43
7th District	110,272	105,570	95.74
Alfonso	13,342	13,136	98.46
Gen. E. Aguinaldo	5,080	4,885	96.16
Indang	17,182	16,979	98.82
Magallanes	4,909	4,782	97.41
Maragondon	9,088	8,979	98.80
Mendez	7,467	7,348	98.41
Naic	28,703	25,833	90.00
Tagaytay City	18,399	18,125	98.51
Ternate	6,102	5,503	90.18
Total	991,311	960,987	96.94

Source: MERALCO, Ortigas Avenue, Pasig City

Table 5.9 Existing Power Substations, Province of Cavite

Substation	Location
Abubot Substation	Aguinaldo Hi-way, Abubot, City of Dasmariñas
Amadeo Substation	Provincial Road, Banaybanay, Amadeo
Bacoor Substation	Aguinaldo Highway, Habay, City of Bacoor
FCIE Substation	Langkaan, City of Dasmariñas
Gateway Substation	Gateway Business Park, Javalera, City of Gen. Trias
GMA Substation	Lakeview Industrial Corp., Kabilang Baybay, Gen. Mariano Alvarez
Imus Substation	Aguinaldo Highway, Anabu, City of Imus
Puerto Azul Substation	Puerto Azul, Ternate
Silang Substation	Aguinaldo Highway, San Vicente, Silang
Tagaytay Substation	Aguinaldo Highway, Buho, Silang
Tagaytay West Substation	National Road, Maharlika West, Tagaytay City
Tanza Substation	National Road, Amaya, Tanza
TMC II Substation	National Road, Tanauan (Quintana), Tanza
Dasmariñas Substation	Aguinaldo Highway, San Agustin I, City of Dasmariñas
Rosario Substation*	Along Gen. Trias Drive, Rosario
Ternate Substation*	Along Governor's Drive, Ternate

Source: MERALCO, Ortigas Avenue, Pasig City

Communication

The Philippines' National Telecommunications Commission, abbreviated as NTC, is an attached agency of the Department of Information and Communications

Technology responsible for the supervision, adjudication, and control over all telecommunications services throughout the country (Wikipedia).

Communication is a two-way process of reaching mutual understanding, in which participants not only exchange information, news, ideas, and feelings but also create and share meaning. In general, communication is a means of connecting people or places. In business, it is a key function of management--an organization cannot operate without communication between levels, departments, and employees. Nowadays, electronic communication is an efficient way to deliver mass messages to various people. Companies typically use it to communicate with customers and the general public by creating different channels that fit their target markets. Electronic communication is also a fast way to contact people from other parts of the globe. Examples of electronic communication include online chat, e-mails, text messages, social networks, and web conferences (www.businessdictionary.com).

People communicate with each other by writing letters, sending telegrams, radio, television, computer technology, newspapers, magazines, and pamphlets. Messages can also be sent through telegram, facsimile machine (FAX), and E-mail (Electronic mail) for business trade and other services.

Based on records from NTC, Region IV-A, Batangas City, telephone service providers in Cavite are Philippine Long Distance Telephone Company (PLDT) and Innove (Globtel). However, data are not available regarding the number of subscribers.

Table 5.10 shows the cellular mobile telephone system providers. The corresponding number of cell sites in the province were Smart Communications, Inc., Globe Telecom, Inc., and Digitel Mobile Philippines, Inc. Cable TV service providers.

Table 5.10 Cellular Mobile Telephone System (CMTS) Providers and Number of Cell Sites, Province of Cavite: 2019

Name of Company	Number of Cellsites
Smart Communications, Inc.	669
Globe Telecom, Inc.	388
Digitel Mobile Philippines, Inc.	41
Total	1,098

Source: National Telecommunications Commission (NTC), Region IV-A, Batangas City

Furthermore, there are two (2) radio stations operating, namely, the Delta Broadcasting System and De La Salle University (Table 5.11), while Table 5.12 presents the registered radio groups in the province.

Table 5.11 Operating Radio Stations, Province of Cavite: 2019

Operating Agency	Location	Call-Sign
AM Broadcasting		
Delta Broadcasting System	Manila-Cavite Road, San Rafael III, Noveleta	DWXI - AM
FM Broadcasting		
De La Salle University	JFH Building, DLSU Campus, City of Dasmariñas, Cavite	DWSU - FM

Source: National Telecommunications Commission (NTC), Region IV-A, Batangas City

Table 5.12 Registered Radio Groups and Location of Base Station, Province of Cavite: 2019

Name of Group/Club	Location of Base Station
Amateur Radio Group	
Cavite Amateur Communication Enthusiast, Inc. (DXI-ACE)	Alvaran Compound, St. Charbel, South Executive VII, City of Dasmariñas and Blk 7, Lot 1 Villa Luisa Subd. San Agustin, City of Dasmariñas
Communications World of Amateur Phils., Inc.	A & V Soriano M.D. Bldg., 178 Zapote, City of Bacoor
Civic Radio Group	
79 CBR Civic Radio Group, Inc.	Blk 3 Lot 20 St. Martin de Porres Villa, Bayan Luma, City of Imus and 0099 Habay I, City of Bacoor
Kabalikat Civicom, Inc. (Cavite Provincial Council)	Daang Bukid, City of Bacoor and 285 Capt. Villareal St., Caridad, Cavite City
Concerned Brotherhood Comm. Group, Inc.	San Nicolas 3, City of Bacoor

Source: National Telecommunications Commission (NTC), Region IV-A, Batangas City

Philippine Postal Corporation, abbreviated as PHLPost, is the government-owned and controlled corporation responsible for providing postal services in the Philippines (*Wikipedia*). Data gathered from PHLPost, Manila revealed that despite the existence of modern means of communications, there are still domestic and international mails being handled by post offices located in every

city/municipality of the province. The volume of these mails is shown in Table 5.14.

It is noted that the municipality of Gen. E. Aguinaldo received their mails thru the municipality of Alfonso while the mails for the municipalities of Magallanes, Maragondon and Ternate are delivered at the municipality of Naic (*Post Office, Alfonso*).

As defined, mails posted are mails received from windows, counters, lobby drop boxes and street boxes while mails delivered are mails distributed in the locality through letter carriers through the use of post office (P.O.) boxes (*psa.gov.ph*).

Table 5.13 Volume of Mails Posted and Delivered by Post Office, Province of Cavite: 2019

Post Office	Posted			Delivered		
	Domestic	International	Total	Domestic	International	Total
1st District	24,022	2,762	26,784	239,189	48,226	287,415
Cavite City Post Office	2,103	283	2,386	6,536	1,113	7,649
Kawit Post Office	-	-	-	-	-	-
Noveleta Post Office	6,454	1,125	7,579	71,517	2,831	74,348
Rosario Post Office	15,465	1,354	16,819	161,136	44,282	205,418
2nd District	117,507	6,736	124,243	2,073,896	37,849	2,111,745
City of Bacoor Post Office	102,117	5,555	107,672	1,477,561	22,294	1,499,855
Molino Post Office	15,390	1,181	16,571	596,335	15,555	611,890
4th District	53,299	6,725	60,024	1,052,332	39,363	1,091,695
City of Dasmariñas Post Office	23,014	3,650	26,664	943,451	35,513	978,964
City of Dasmariñas Central Post Office	25,123	1,779	26,902	-	-	-
Robinson Post Office	5,162	1,296	6,458	108,881	3,850	112,731
5th District	55,893	4,210	60,103	876,471	29,873	906,344
Carmona Post Office	14,695	1,783	16,478	444,644	22,586	467,230
Gen. Mariano Alvarez Post Office	34,362	1,448	35,810	245,917	5,145	251,062
Silang Post Office	6,836	979	7,815	185,910	2,142	188,052
6th District	72,959	6,278	79,237	407,268	14,635	421,903
City of Gen. Trias Post Office	56,316	3,763	60,079	147,246	1,785	149,031
Manggahan Post Office	16,643	2,515	19,158	260,022	12,850	272,872
7th District	48,461	3,995	52,456	725,099	31,542	756,641
Amadeo Post Office	4,163	117	4,280	202,018	5,296	207,314
Indang Post Office	5,093	509	5,602	99,247	4,162	103,409
Tanza Post Office	3,575	594	4,169	101,307	3,614	104,921
Trece Martires City Post Office	35,630	2,775	38,405	322,527	18,470	340,997
8th District	135,560	9,923	145,483	834,943	46,842	881,785
Alfonso Post Office	14,479	317	14,796	50,973	5,237	56,210
Naic Post Office	20,449	1,696	22,145	316,091	14,042	330,133
Mendez Post Office	1,266	580	1,846	25,538	2,585	28,123
Tagaytay City Post Office	99,366	7,330	106,696	442,341	24,978	467,319
Total	507,701	40,629	548,330	6,209,198	248,330	6,457,528

Source: Philippine Postal Corporation, Manila

Chapter 6. Local Institutional Capability

Local Government Structure

The latest election was conducted last May 13, 2019. The elected officials in the province started their term on June 30, 2019, and end on June 30, 2022. The following table shows the current elected officials of the Province of Cavite.

Table 6.1 List of Elected Provincial Officials, Province of Cavite: June 30, 2019 – June 30, 2022

Position	Name
Governor	Hon. Juanito Victor C. Remulla, Jr.
Vice Governor	Hon. Ramon Jolo B. Revilla, III
Sangguniang Panlalawigan Members	
1st District	Hon. Davey Christian R. Chua Hon. Romel R. Enriquez
2nd District	Hon. Edralin G. Gawaran Hon. Edwin E. Malvar
3rd District	Hon. Jeffrey V. Asistio Hon. Dennis T. Lacson
4th District	Hon. Fulgencio C. dela Cuesta Jr. Hon. Valeriano S. Encabo
5th District	Hon. Ivey Jayne A. Reyes Hon. Alston Kevin A. Anama
6th District	Hon. Felix A. Grepo Hon. Kerby J. Salazar
7th District	Hon. Crispin Diego D. Remulla Hon. Angelito H. Langit
8th District	Hon. Reyniel A. Ambion Hon. Virgilio P. Varias
President, Liga ng mga Barangay	Hon. Francisco Paolo P. Crisostomo
President, Cavite Councilor's League	Hon. Benzen Raleigh G. Rusit
President, Provincial Sangguniang Kabataan Federation	Hon. Jerome Napoleon T. Gonzales

Provincial Government Employees

The workforce of the Provincial Government Employees is classified according to the status of employment such as elected, permanent, temporary, co-terminus, contractual, casual, and job orders.

The workforce of PGC decreased by 28.74 percent to 3,346 in 2019 from 2,599 in 2018. The bulk of the employees have permanent status (1,618). It means that they are holding positions that are approved under a plantilla. The next volume of employees is casual (1,547). The 137 employees of the provincial government are co-terminus. They are those that automatically end the employment contract when the political term of the officials also ends.

Table 6.2 Provincial Government Employees by Status of Employment, Province of Cavite: 2016 – 2019

Status of Employment	2016	2017	2018	2019
Elected	18	18	18	20
Permanent	1,619	1,625	1,572	1,618
Temporary	6	5	4	1
Co-terminus	138	136	139	137
Contractual	25	24	22	23
Casual	861	837	844	1,547
Total	2,667	2,645	2,599	3,346

Source: OPG-Human Resource Development Office, Trece Martires City

Provincial Government Offices

The Provincial Government of Cavite has been very innovative in its organizational structure, creating new offices to cope up with the current needs of the province. Currently, there are 23 provincial offices headed by department heads, 11 provincial units, and nine provincial satellite hospitals. These satellite hospitals have designated Chiefs of Hospital.

The Administration Office is divided into three areas, such as internal affairs, external affairs, and community affairs. Each department was assigned to a group according to the nature of their operation. This system made monitoring easier. The PGC also established optional departments that are non-existent in other provinces, such as the Provincial Cooperative, Livelihood and Entrepreneurial Department, the Cavite Office of Public Safety, the Provincial Information and Communications Technology Office, and the Cavite Quality Management Office.

Administrative Governance

Office of the Provincial Governor

The Chief Executive of the province exercises powers and performs duties and functions for the efficient, effective and economical governance for the general welfare of the province and its inhabitants.

OPG – Human Resource and Management Office (HRMO)

The HRMO is responsible for the human resource development in the Provincial Government, as well as the implementation of all laws governing recruitment, transfer, discipline, promotion, separation and compensation/benefits of all personnel; and maintain and updates personnel management and information system and processes payroll accurately and efficiently.

OPG – Public Employment Services Office (PESO)

Public Employment Services Office serves as the arm and information office of the Provincial Government on public employment assistance mandated to provide employment opportunities, referrals and acts as link for various services and programs of the Department of Labor and Employment and other related government agencies

OPG – Provincial Housing Development and Management Office

By virtue of Sangguniang Panlalawigan Resolution No. 139, Series of 2010, this office is tasked to implement good governance and deliver efficient public services through the provision of public safety and civil security services, road safety and traffic management programs, disaster risk

management services and rescue and emergency assistance during calamities and man-made disasters.

Responsible for the formulation of a plan to provide decent shelter to the underprivileged, homeless families as well as government and private employees who have formal income in the province for consideration of the Local Chief Executive and Sangguniang Panlalawigan.

OPG – Persons with Disabilities Affairs Office (PDAO)

PDAO ensures that policies, programs and services for persons with disabilities are implemented for them to fully participate in building an executive society for all; and carries out the task of monitoring, evaluating, data gathering, need assessment, planning, establishing a production center, creation of job opportunities and advocacies for PWDs.

OPG – Youth and Sports Development Office

This office is tasked to institute programs, projects and activities related to youth and sports development by promoting and protecting not only the physical but also the moral, spiritual, intellectual and social well-being of the Cavite Youth and recognizing the vital role in nation-building by strengthening youth organizations in the province through networking and partnership with various NGOs, POs and GOs for resources augmentation.

OPG – Cavite Quality Management Office (CQMO)

Cavite Quality Management Office is responsible for overseeing the effectiveness of the Quality Management System in the Provincial Government of Cavite upon its conferment as ISO 9001:2008 Certified Provincial Government in May 2012.

OPG – Provincial Jail

The Provincial Warden keeps, operates and maintains the provincial jail where convicted provincial prisoners can serve their sentence and detention prisoners could be held provisionally pending the final disposition of their cases. The office is also in charge of developing plans to rehabilitate the prisoner under custody.

Internal Audit Services Unit

The Internal Audit Unit is mandated for the evaluation of management controls and operations performance and the determination of the degree of compliance with laws, regulations, managerial policies, accountability measures, ethical standards and contractual obligations.

OPG – Road Safety Division

The Office is mandated to take charge of the control and management of traffic in all provincial roads and major thoroughfares in the province and to assist motorists in distress and pedestrians crossing the streets and to apprehend undisciplined and erring drivers.

Office of the Vice Governor

The office of the Vice Governor supervises the legislative body of the province, and reviews all enacted ordinances, approved resolutions and appropriate funds for the general welfare of the province and its people.

Office of the Sangguniang Panlalawigan

Enacts such ordinances as may be necessary to carry into effect and discharge the responsibilities conferred upon it by law and such as be necessary and proper to provide for the health, safety and convenience, maintain peace and order, improve public morals and promote the prosperity and general welfare of the province and inhabitants. The Office of the Provincial Board Secretary is responsible for the provision of a secretariat and maintenance of provincial archives.

Provincial Treasurer's Office (PTO)

The office is responsible for the collection of taxes throughout the province including national, provincial and municipal taxes and other revenues authorized by law. It improves and stabilizes the finances of the province and the municipalities. It delivers a continuous program of improved local revenue collection efficiency and management of financial resources. It also provides the province and municipalities with an efficient and progressive organization for fiscal administration particularly in the collection and disbursement of funds, local taxation and other related auxiliary services. It acts as the custodian of all funds of the provincial government.

Provincial Assessor's Office

Headed by the Provincial Assessor, this office has the following functions: Issues tax declaration of real properties, keeps record of all transactions affecting the transfer of land ownership, leases, mortgages and real property rentals; inspects and reassesses properties under protest or appeal and prepares a schedule of values for taxation purposes; updates property tax maps and reappraisal of different municipalities; compiles deed of sale transaction; and establishes a systematic method of property indexing and record keeping.

Provincial Accounting Office

The office is responsible for the accounting and internal audit services of the provincial government. They are also mandated to apprise the Chief Executive and the Sangguniang Panlalawigan on the financial status of the LGU through the submission of financial statements. The office is also responsible for overseeing that the financial resources of the provincial government are spent in a cost-effective way.

Provincial Budget Office (PBO)

The Office is responsible for inter-office coordination and assistance on budget preparation, budget integration and reports preparation for consideration of the local chief executive and the Sangguniang Panlalawigan. It also

sought techniques and mechanism of control over budget execution to ensure that the local government's resources are properly allocated.

Provincial Planning and Development Office (PPDO)

The PPDO is in charge of the formulation of comprehensive development plans and policies for the consideration of the Provincial Development Council (PDC). It conducts studies and researches and training programs to support plan formulation and promotes people participation in its planning activities. Likewise, it integrates and coordinates sectoral plans and studies undertaken by different functional groups or agencies and monitors and evaluates the implementation of development programs, projects and activities. The office is composed of four (4) divisions to wit: Administrative Staff; Plans and Programs Division; Research, Statistics, Monitoring and Evaluation Division and Special Projects Division. The office is also responsible for providing technical assistance to municipalities and cities within the province and serves as the technical arm of the provincial governor.

Provincial Legal Office

The Provincial Attorney acts as the legal counsel of the province. He represents the province in civil cases wherein the province or any office in his official capacity is a party. He also conducts investigations or hearings of administrative cases assigned by the Governor and acts as legal adviser of the provincial and municipal government under its jurisdiction.

Office of the Provincial Administrator

The office supervises and coordinates all activities of the various offices in the province including planning directions and control administrative functions of the different offices under the Office of the Provincial Governor.

General Services Office (GSO)

The office performs supply and property procurement and maintenance functions, including non-personal service of the provincial government. It takes custody of and accountability for all properties, real or personal owned by the provincial government and those extended to it in the form of donations, operations, assistance and counterpart of joint projects. It maintains and supervises janitorial, security, landscaping and other related services in all provincial public buildings and other real properties whether owned or leased by the provincial government. It enforces policies and records management relative to records creation and maintenance. It performs disposal action on disposable records of the provincial government.

Provincial Information and Community Affairs Department (PICAD)

This office is tasked to provide correct information on the thrusts and projects of the provincial government through broadcast and print media. Through them, the public is made aware of all the activities and transactions of the

LGU. It also coordinates and assists in the implementation of programs and projects of both national and local government units.

Cavite Office of Public Safety

By virtue of Sangguniang Panlalawigan Resolution No. 139, Series of 2010, this office is tasked to implement good governance and deliver efficient public services through the provision of public safety and civil security services, road safety and traffic management programs, disaster risk management services and rescue and emergency assistance during calamities and man-made disasters.

Provincial Information and Communications Technology Office (PICTO)

The office acts as the lead agency in the evaluation and implementation of information and communication technology and other convergence on ICT in the Province. It handles the network and hardware administration and maintenance, which provides technical support within and outside of the provincial government. The Cavite Computer Center is part of PICTO that provides free and quality computer education on basic and advanced computer and information technology courses for all Caviteños, most particularly the out-of-school youth.

Provincial Disaster Risk Reduction and Management Office

The office was created through Provincial Ordinance No. 191. It is responsible for setting the direction, development, implementation, and coordination of disaster risk reduction and management programs within the province of Cavite as provided for by Republic Act 10121.

Economic Governance

Provincial Engineer's Office

The Office is mandated to undertake the planning, design and implementation of infrastructure projects of the province and the maintenance & repair of the provincial roads and bridges, quarry operations/production and maintenance, repair and utilization of heavy equipment/service vehicles.

Provincial Agriculture Office

The office is responsible for social welfare development plans, programs and projects. It adopts policies to encourage effective implementation; promotes, supports and coordinates the establishment, expansion and maintenance of social welfare development; promotes, builds and strengthen people's organization for empowerment towards effective social welfare development system of the province; promotes, supports and coordinates network and facilities for identification and delivery of the appropriate intervention to its constituents; and coordinates related activities in the province through sustained information, education, communication program and the maintenance of viable structures.

Office of the Provincial Veterinarian

The Provincial Veterinary Office is mandated to plan, organize, direct the conduct of overall activities of the office concerning poultry and livestock production of the province. Supervise and enforce discipline pertaining to norms of conduct in the effective performance of tasks pursuant to manual operation guidelines and policies. Execute and implement policies and regulations, work programs and plans laid down by the governor's office. Render administrative and technical decisions within the limit of authority. Attend meetings conferences, coordinates with other agencies relative to the office programs and projects. Serve as farm adviser and the frontline of all veterinary services.

Provincial Government-Environment and Natural Resources Office

Under Section 26 of the Local Government Code 1991 and Cavite Provincial Executive Order No. 21 (Series of 2002), the Provincial Government – Environment and Natural Resources Office is mandated to consult with the LGUs, NGOs and other sectors in the Province of Cavite as with regards to the planning, implementation of any projects or programs that may cause pollution, depletion of non-renewable resources, loss of biodiversity, rangeland, cropland, climatic change, extinction of local flora and fauna and denudation of forest ecosystem.

Provincial Cooperative, Livelihood and Entrepreneurship Development Office (PCLEDO)

This office is mandated to provide technical support to the Provincial Governor in carrying out measures to ensure the delivery of basic services and provision of facilities through the development of new economic enterprises, cooperatives and provision of alternative sources of income through livelihood projects, so as to improve the economic and social conditions of its constituents.

Provincial Tourism and Cultural Affairs Office

Through Provincial Ordinance No. 217 passed in September 17, 2018, the Provincial Tourism and Cultural Affairs Office was established from the then Provincial Tourism Office unit. The office formulates policies, and conceptualizes and implements programs on tourism and cultural product development and promotion; oversees tourism facilities owned by the Provincial Government of Cavite; monitors standards and accreditation of tourism-related establishments and services; supervises affairs that promote cultural heritage and growth of the province; coordinates with LGUs and NGAs for the integration of provincial tourism and cultural agenda through development plans; and develops partnership and linkages between LGUs and tourism stakeholders.

Social Governance

Provincial Health Office (PHO)

The primary function of the Provincial Health Office is to ensure the efficient, effective economical delivery of medical, hospital and other support health services which include primary, secondary and tertiary health facilities as provided under Section 17 of the Local Government Code of 1991. It formulates and implements policies, rules and regulations, plans, programs, and projects, to strengthen the operation of the office and to promote the health of the people in consideration of the Sanggunian and upon approval of the Governor.

The Office is responsible for the formulation of policy direction on health services, program development and implementation, sanitary inspection, health information and education, health administration, inter-agency coordination on health policies and programs for both government offices and non-governmental organizations. It also has a general field supervision function over rural health units of the province.

The four (4) medicare hospitals serve as the primary health care resource in the locality with emphasis on health promotion, disease prevention and provision of a wide range of medical and health-related activities.

Provincial Social Welfare and Development Office (PSWDO)

The office is responsible for social welfare development plans, programs and projects. It adopts policies to encourage effective implementation; promotes, supports and coordinates the establishment, expansion and maintenance of social welfare development; promotes, builds and strengthen people's organization for empowerment towards effective social welfare development system of the province; promotes, supports and coordinates network and facilities for identification and delivery of the appropriate intervention to its constituents; and coordinates related activities in the province through sustained information, education, communication program and the maintenance of viable structures.

Provincial Population Office

The office assists the local chief executive in the implementation of the constitutional mandate relative to population development and responsible parenting through the promotion of concepts designed to raise the awareness on population issues as they relate to development strategies.

Table 6.3 Provincial Department Heads, Provincial Government of Cavite:2019

Department Head	Office	Location
Mr. Renato A. Abutan	Provincial Administrator - Internal Affairs	Ground Floor, Provincial Capitol
Mr. Alvin S. Mojica	Provincial Administrator - Community Affairs	Ground Floor, Provincial Capitol
Ms. Michelle F. Alcid	Provincial Board Secretary – Sangguniang Panlalawigan	Legislative Building
Ms. Adelina M. Martal	Provincial Treasurer's Office	Provincial Finance Building
Mr. Raymundo D. Salazar	Provincial Assessor's Office	Provincial Finance Building
Mr. Lauro D. Monzon	Provincial Accounting Office	Provincial Finance Building
Ms. Dulce Tangco	Provincial Budget Office	Provincial Finance Building
Mr. Jesus I. Barrera	Provincial Planning and Development Office	2nd Floor, Provincial Capitol
Mr. Ferdinand A. Belamide	Provincial General Services Office	General Services Building
Atty. Jesse Raphael R. Grepo	Provincial Legal Office	Ground Floor Provincial Capitol
Ms. Denesse S. Cajulis	Provincial Information and Community Affairs Department	2nd Floor, Provincial Capitol
Ms. Cecilia D. Miranda	Cavite Office of Public Safety	Capitol Compound
Ms. Camille Lauren V. Del Rosario	Provincial Information and Communication Technology Office	2nd Floor, Provincial Capitol
Ms. Eloisa G. Rozul	Provincial Disaster Risk Reduction and Management Office	2nd Floor, Provincial Capitol
Engr. Gilbert V. Gandia	Provincial Engineer's Office	PEO Compound
Ms. Lolita C. Pereña	Provincial Agriculture's Office	OPA Compound
Dr. May M. Magno	Office of the Provincial Veterinarian	National Government Center
Ms. Anabelle L. Cayabyab	PG-Environment and Natural Resources Office	PEO Compound
Atty. Khervy Reyes	Provincial Cooperative, Livelihood and Entrepreneurial Development Office	CaCoDec Building
Ms. Elinia Imelda Rozelle S. Sangalang	Provincial Tourism and Cultural Affairs Office	2nd Floor, Provincial Capitol
Dr. Nonie John L. Dalisay	Provincial Health Office – Public Health/Technical Services	Gen. Emilio Aguinaldo Memorial Hospital
Dr. Aldous S. Angeles	Provincial Health Office – Hospital Services	Korea-Philippines Friendship Hospital
Ms. Felipa G. Servañez	Provincial Social Welfare and Development Office	National Government Center
Ms. Lorena R. Cron	Provincial Population Office	Capitol Compound

Table 6.4 Provincial Unit Heads, Provincial Government of Cavite: 2019

Unit Head	Office	Location
Ms. Lourdes G. Camero	OPG – Human Resource Management Office	Ground Floor, Provincial Capitol
Dr. Eva R. De Fiesta	OPG – Public Employment Service Office	2nd Floor, Provincial Capitol
Ms. Ma. Karen B. Camañag-Tupas	OPG – Provincial Housing Development and Management Office	Ground Floor, Provincial Capitol
Mr. Rodel Vincent T. Bae	OPG-Youth and Sports Development Office	Ground Floor, Provincial Capitol
Ms. Michelle F. Alcid	OPG – Cavite Quality Management Office (CQMO)	2nd Floor, Provincial Capitol
Mr. Noel M. Alegre	OPG – Provincial Jail Office	Brgy. Lapidario, Trece Martires City
Ms. Anne Minnette M. Dastas	OPG – Internal Audit Unit	2nd Floor, Provincial Capitol
Mr. Rolando Alvaran	OPG – Road Safety Division	City of Imus, Cavite
Ms. Concepcion P. Villanueva	Provincial Library	Legislative Building
Ms. Marie Shiela. A. Haloc	OPG – Persons with Disabilities Affairs Office (PDAO)	Ground Floor, Provincial Capitol

National Government Agencies in Cavite

National Government Agencies (NGAs) are permanent or semi-permanent organizations in the machinery of government responsible for the oversight and advertisement and administration of specific functions. Below is the list of NGAs present in Cavite.

Table 6.5 National Government Agencies, Province of Cavite: 2019

Department Head	Office	Location
Bureau of Internal Revenue	Ms. Editha Calipusan	BIR Building, Trece Martires City
Bureau of Treasury	Ms. Nancy E. Bernales	City of Imus, Cavite
Commission on Audit	Ms. Vianne L. Mamalateo	Trece Martires City
Commission on Elections	Atty. Sheryl Moresca	Trece Martires City
Civil Service Commission	Dir. Maria Theresa R. Poblador	Capitol Compound, Trece Martires City
Registry of Deeds	Atty. Edgar Santos	Capitol Compound, Trece Martires City
Philippine Information Agency	Mr. Ruel B. Francisco	Trece Martires City
Philippine Statistics Authority	Ms. Lucia Iraida A. Soneja	Government Center Building, Trece Martires City
Department of Science and Technology	Engr. Raul D. Castañeda	Trece Martires City
Philippine Atmospheric, Geophysical and Astronomical Services Administration	Ms. Paz Rusiana	Sangley Point, Cavite City
Philippine Institute of Volcanology and Seismology	Mr. Alex C. Cabrera	PHILVOLCS Tagaytay Seismic Station, Kaybagal South, Tagaytay City
Department of the Interior and Local Government	Mr. Lionel L. Dalope	Government Center Building, Trece Martires City
Department of Labor and Employment	Engr. Ignacio S. Sanqui, Jr.	Hugo Perez, Trece Martires City
National Housing Authority	Arch. Susana V. Nonato	Southville, Trece Martires City
Philippine Health Insurance Corporation	Mr. Gerlon Joseph R. Magpantay	Governor Drive, Hugo Perez, Trece Martires City
Philippine National Police	PSSUPT William Mongas Segun	Camp Pantaleon Garcia, City of Imus

Department Head	Office	Location
Bureau of Fire Protection	Clnsp. Douglas M. Guiyab	Palico, City of Imus, Cavite
Department of Education	Dr. Cherrylou D. De Mesa	Trece Martires City (Division of Cavite)
	Dr. Rosemarie D. Torres	Division of Cavite City
	Dr. Manuela S. Tolentino	Division of City of Dasmariñas
	Ms. Ruth L. Fuentes	Division of City of Bacoor
	Dr. Editha M. Atendido	Division of City of Imus
Technical Education and Skills Development Authority	Mr. Pascual R. Arriola	TESDA Building, Trece Martires City
Department of Agrarian Reform	Mr. James Arthur T. Dubongco	Government Center Building, Trece Martires City
National Food Authority	Ms. Myrna R. Domingo	Pasong Kawayan II, City of Gen. Trias Naic, Cavite
National Irrigation Administration	Engr. Charlie D. Ibarrola	
Philippine Coconut Authority	Mr. Jaime C. Gamier	
Department of Environment and Natural Resources	PENRO: Mr. Raymundo D. Crisostomo	Osorio, Trece Martires City
	CENRO: Mr. Eleuterio Recile	
Cooperative Development Authority	Mr. Jose Domingo, Jr.	CaCoDeC Building, Trece Martires City
Department of Public Works and Highways	Engr. Oscar U. Dela Cruz	Cavite I District Engineering Office, Trece Martires City
	Engr. Arthur D. Pascual, Jr.	Cavite II District Engineering Office, Mangas, Alfonso
	Engr. Donnie D. Cuna	Cavite Sub-District Engineering Office, Carmona
Department of Trade and Industry	Mr. Noly D. Guevara	Government Center Building, Trece Martires City
National Telecommunications Commission	Engr. Milagros P. Bersamina	City of Imus

Local Fiscal Management

The financial management in the province involves the classification of budgets into the General Fund, Special Education Fund, and Trust Fund.

General funds are spent for the general expenses of the province like infrastructure projects, social services, economic services, and entirety except for educated related programs, which budgets are from the special education fund.

Special education fund, on the other hand, is being used to supplement teachers under the Local School Board, classroom construction, and purchase of educational materials, among the other education-related expenditures. A certain amount of budget is allocated under the special education fund to support the national government in the delivery of educational services.

Trust fund refers to resources that have come officially of the government as trustee, agent, or an administrator. It can also be those that have been received for the fulfillment of some obligation.

Provincial Financial Position

In 2018, the province of Cavite has total assets of Php 11,118,232,375.22, total liabilities of Php 1,019,995,415.08, and total net assets/equity of Php

10,098,236,960.14. Compared to the previous year, there was an increase in total assets of Php 2,832,272,031 or 34.18 percent, a decrease in total liabilities of Php 2,225,961.18 or 0.22 percent, and an increase of Php 2,834,497,992.23 or 39.02 percent.

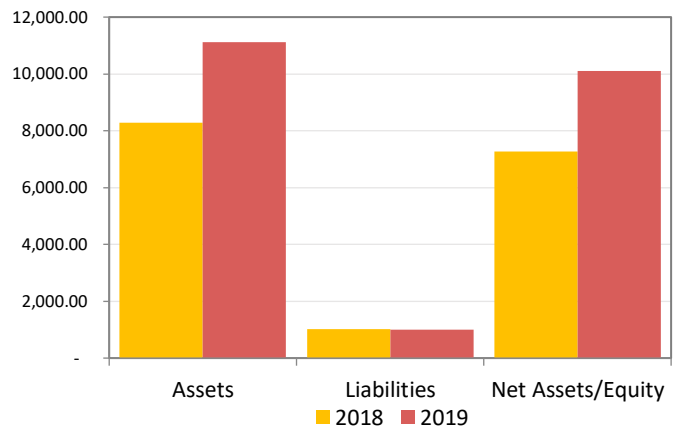


Figure 6.1 *Financial Position (million pesos), Province of Cavite: as of December 31, 2019*

Among the funds, the general fund has the biggest share in total assets, liabilities, and net assets/equity covering 89.03 percent, 69.95 percent, and 90.89 percent, respectively.

Table 6.6 *Financial Position by Fund, Province of Cavite: as of December 31, 2019*

	Total	General Fund	Special Education Fund	Trust Fund
Assets	11,118,232,375.32	9,898,870,835.71	961,650,012.88	257,711,526.63
Liabilities	994,417,077.87	695,547,666.42	41,157,884.82	257,711,526.63
Net Assets	10,098,236,960.14	9,177,890,114.60	920,346,845.54	-

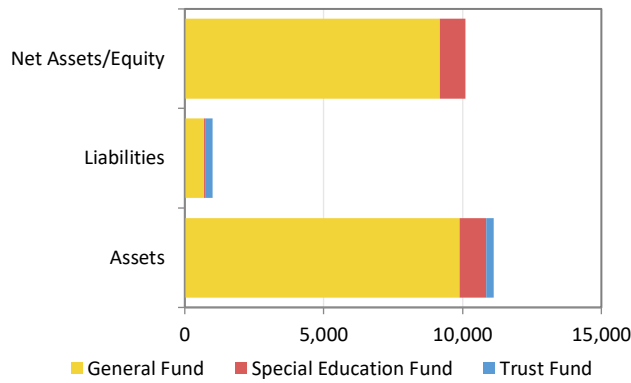


Figure 6.2 Financial Position by Fund, Province of Cavite: as of December 31, 2019

Assets

The combined assets of Cavite totaled Php 11.118B is composed of current assets amounting to Php 4,931,181,544.90 or 44.35 percent and non-current assets of Php 6,187,050,830.32 or 55.65 percent.

Of the current assets, cash and cash equivalents of Php 4,360,940,669.57 covers the most, representing 88.44 percent of the total current assets. The property, plant, and equipment of Php 6,122,718,921.56 covers the most in the non-current assets representing 98.96 percent of the total.

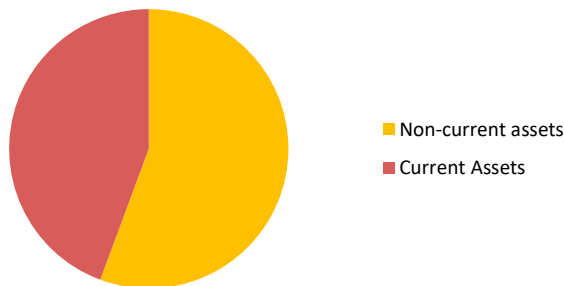


Figure 6.3 Composition of Combined Assets, Province of Cavite: as of December 31, 2019

Liabilities

The combined liabilities of Cavite aggregates to Php 1,019,995,415.08. It is comprised of current liabilities totaling Php 994,417,077.87 (97.49%) and non-current liabilities totaling Php 25,578,337.21 (2.51%). The total inter-agency payables of Php 288,566,879.65 cover the biggest percentage in current liabilities (29.02%). Non-current liabilities in the province is only composed of the financial liabilities (bills/bonds/loans payable).

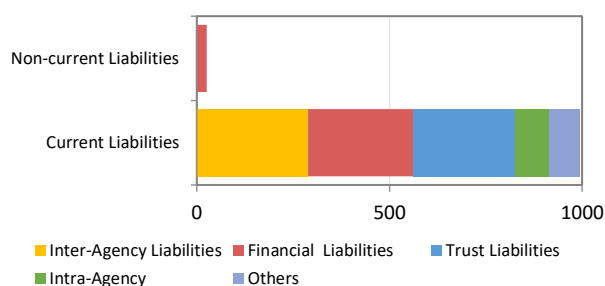


Figure 6.4 Composition of Combined Liabilities (in million pesos), Province of Cavite: as of December 31, 2019

Net Assets/Equity

Net assets/equity is the difference between the combined assets and combined liabilities. The net assets/equity in Cavite for 2019 is Php 10,098,236,960.14. This is composed of restated balance (Php 7,293,582,037.25), surplus for the period (Php 1,485,479,876.24), and adjustments in net assets/equity account (Php 1,319,175,046.65).

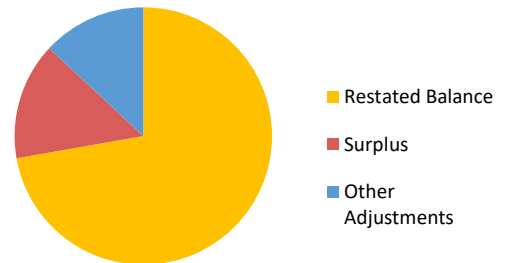
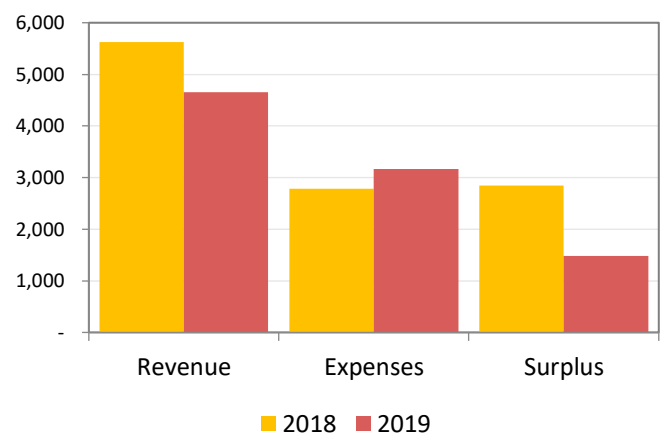


Figure 6.5 Composition of Combined Assets (in million pesos), Province of Cavite: as of December 2019

Financial Performance

In 2018, the total revenue totaled to Php 4,652,825,651.52. By fund, 92.77 percent of the provincial revenue is classified under the general fund while 7.23 percent under the special education fund. Moreover, the total revenue is from current operations.

The bottom figure of the provincial expenses is Php 3,167,345,775.28. This expense is composed of current operations of Php 3.07B and total transfers, assistance, and subsidy to NGAs/LGUs/GOCCs/Other Funds of Php 98.77M. Moreover, the province has a surplus of Php 1,485,479,876.24 for 2019, which is mostly from the general fund (84.88%). The general fund was used up to 70.79 percent, while the special education fund was used up to 33.23 percent. The total fund utilization is pegged at 68.07 percent. The chart and table present the breakdown of revenue and expenses by the fund.



*includes transfers, assistance and subsidy (from/to), other non-operating income/losses

Figure 6.6 Financial Performance, Province of Cavite: as of December 31, 2019

Table 6.7 Results of Operations by Fund, Province of Cavite: 2019

	Total	General Fund	Special Education Fund	Trust Fund
Revenue	4,652,825,651.52	4,316,520,818.27	336,304,833.25	-
Current Operating Revenue	4,652,825,651.52	4,316,520,818.27	336,304,833.25	-
Total Transfers, assistance and Subsidy from	-	-	-	-
Other Non - Operating Income	-	-	-	-
Expenses	3,167,345,775.28	3,055,599,468.24	111,746,307.04	-
Current Operating Expenses	3,068,570,925.64	2,956,824,618.60	111,746,307.04	-
Total Transfers, assistance and Subsidy to	98,774,849.64	98,774,849.64	-	-
Losses	-	-	-	-
Surplus (Deficit) for the period	1,485,479,876.24	1,260,921,350.03	224,558,526.21	-

Current Operating Revenue and Expenses

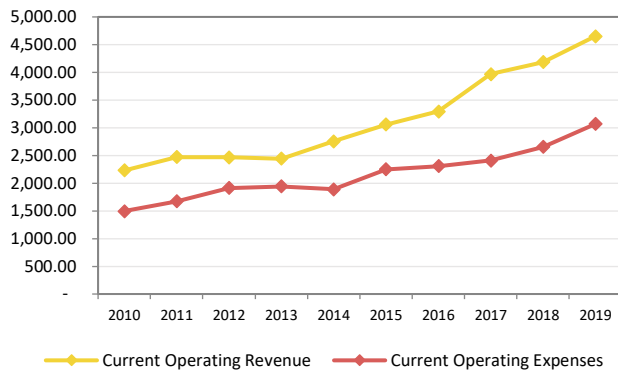


Figure 6.7 Current Operating Revenue and Expenses (in million pesos), Province of Cavite 2010 – 2019

The current operating revenue was generated from tax revenue, Internal Revenue Collections (IRA), business and service income, and shares, grants, and donations. IRA continued to be the top source of income for Cavite, totaling Php 3,661,778,506.00 and resulting in an IRA dependency rate of 78.70 percent. It increased by 9.64 percent, but the IRA dependency rate decreased by 1.35 percent. Moreover, tax revenue has a share of 18.68 percent, which is higher than last year by 7.60 percent. It can be said that the goal to reduce the IRA dependency of the province while increasing the local earnings to support the provincial government operations was reached.

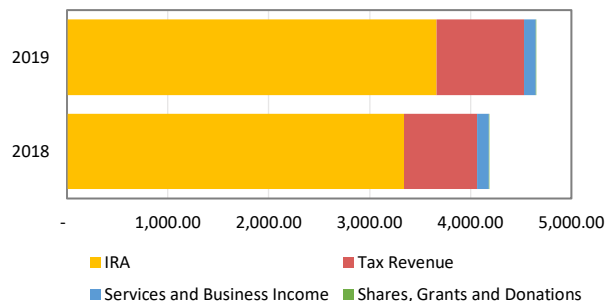


Figure 6.8 Composition of Current Operating Revenues (in million pesos), Province of Cavite: 2018 – 2019

The total current operating expenses increased from Php 2,656,754,032.69 in 2018 to Php 3,068,570,925.64 in 2019 by 15.50 percent. This is composed of personnel services of Php 1,295,296,387.70 or 42.21 percent, maintenance and operating expenses of Php 1,361,457,364.56 or 44.37 percent, financial expenses of Php 4,050,640.18 or 0.13 percent, and non-cash expenses of Php 407,766,533.20 or

13.29 percent. It accounts to 65.95 percent of the total current operating revenue.

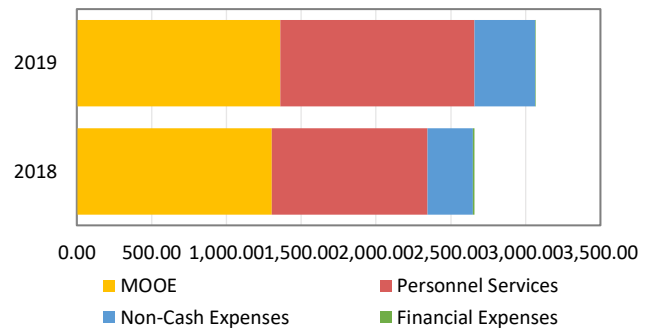


Figure 6.9 Composition of Current Operating Expenses, Province of Cavite: 2018 – 2019

Cash Flows

The statement of cash flows provides an overview of the province’s cash inflows and outflows, as well as the net changes in cash resulting from operating, investing, and financing activities.

The statement of cash flow for 2019 showed Php 6,485,506,221.57 inflows and Php 4,577,363,222.98 outflows resulting in net cash flows of Php 908,142,998.59. Of the aggregated cash inflows of Php 6.486 billion for 2019, Php 1,610,334,513.09 was from operating activities, and Php 20,745.00 was from investing activities. On the other hand, the combined cash outflows for all activities were broken down to operating activities of Php 2,896,940,264.17, investing activities of Php 764,252,492.47, and financing activities of Php 18,512,693.22. By fund, the general fund, being the main operating fund of Cavite, posted the largest amount of cash flows for 2018. The chart and table below show the breakdown of cash flows by activity.

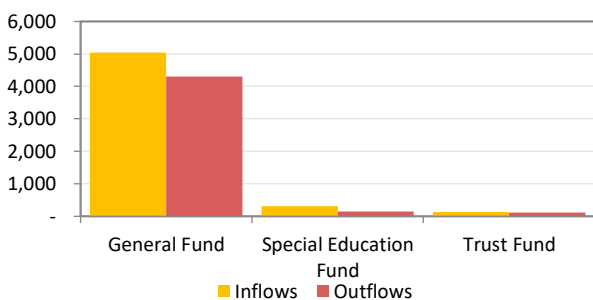


Figure 6.10 Cash Flow by Activity (in million pesos), Province of Cavite: as of December 31, 2019

Table 6.8 Combined Statement of Cash Flows by Fund, Province of Cavite: as of December 31, 2019

	Total	General Fund	Special Education Fund	Trust Fund
Cash Flows from Operating Activities				
Total Cash Inflows	5,484,883,001.29	5,041,297,322.17	308,404,911.00	135,180,768.12
Total Cash Outflows	3,315,074,736.39	3,141,180,214.87	55,546,769.18	118,347,752.34
Net Cash Flows from Operating Activities	2,169,808,264.90	1,900,117,107.30	252,858,141.82	16,833,015.78
Cash Flows from Investing Activities				
Total Cash Inflows	623,220.28	623,220.28	-	-
Total Cash Outflows	1,189,555,160.41	1,158,641,955.31	29,173,755.10	1,739,450.00
Net Cash Flows from Investing Activities	(1,188,931,940.13)	(1,158,018,735.03)	(29,173,755.10)	(1,739,450.00)
Cash Flows from Financing Activities				
Total Cash Inflows	-	-	-	-
Total Cash Outflows	72,733,326.18	10,899,880.68	61,833,445.50	-
Net Cash Flows from Financing Activities	(72,733,326.18)	(10,899,880.68)	(61,833,445.50)	-
Total Cash Provided by Operating, Investing and Financing Activities	908,142,998.59	731,198,491.59	161,850,941.22	15,093,565.78
Cash at the beginning of the year	3,452,797,670.78	3,179,317,290.76	140,391,905.99	133,088,474.03
Cash balance ending December 31, 2018	4,360,940,669.37	3,910,515,782.35	302,242,847.21	148,182,039.81