

### Crime Volume

The Republic Act No. 3815, otherwise known as the Revised Penal Code of the Philippines, serves as the fundamental law defining the criminal offenses and penalties for the commission of such.

Crime volume is the total of all crimes committed in an area over time. It is the total number of index and non-index crimes. The Philippine National Police (PNP) defined index crimes as serious crimes involving crimes against persons and crimes against property. The crimes against persons include murder, homicide, physical injury, and rape, while the crimes against property include robbery, theft, carnapping/carjacking, and cattle rustling. On the other hand, the non-index crimes are all other illegal acts and special law violations. It includes negligent manslaughter, non-aggravated assault, forgery and counterfeiting, fraud, embezzlement, stolen property, vandalism, weapons, prostitution, narcotic laws, gambling, and others.

Crime volume in Cavite increased from 7,286 in 2019 to 15,986 in 2020, of which 1,194 are index and 6,773 are non-index crimes, and 8,019 are traffic crimes.

In the province of Cavite, crime volume was continuously increasing from 2012 to 2017. It has reached its peak in 2017, which increased by 83.24% from 2016. However, it decreased by 56.08% in 2018. The largest increase was in 2008 and 2009, which rose by 544.95%. From 2019 to 2020, the total crime volume increased 681 cases, representing 9.35%. Index crimes posted a decrease of

172 or 12.59% from 2019 to 2020. On the other hand, non-index crimes increased by 853 or 14.41%.

Among the cities and municipalities in the province, the City of Bacoor had the highest number of crime incidents with 1,131, which accounted for 14.20% of the total crime volume, followed by the City of Bacoor with 1,419 crime cases or 17.81% and the City of Imus with 772 or 9.69% of the crime cases. Mostly populated and highly urbanized areas had the highest number of crime incidences in the province of Cavite. Meanwhile, the least number of reported crimes were in the municipalities of Mendez and General Emilio Aguinaldo with 42 and 41 cases, respectively.

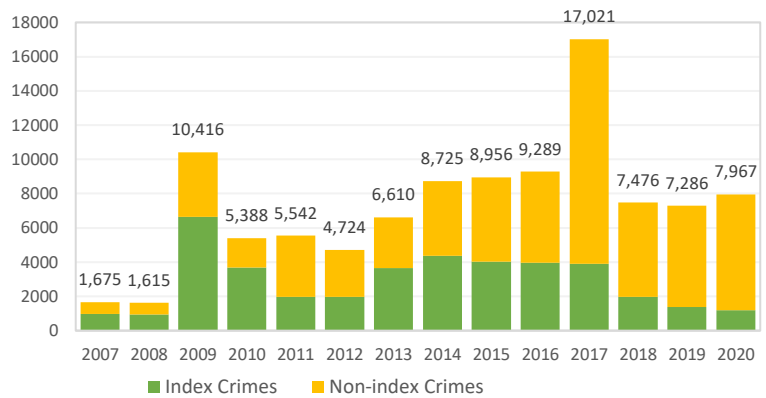


Figure 3.28 Crime Volume by type, Province of Cavite: 2007 – 2020

Table 3.91 Crime Volume by Type and City/Municipality, Province of Cavite: 2018 - 2020

City/Municipality	Index Crimes			Non-Index Crimes			Crime Volume		
	2018	2019	2020	2018	2019	2020	2018	2019	2020
<b>1<sup>st</sup> District</b>	<b>201</b>	<b>98</b>	<b>121</b>	<b>1,051</b>	<b>1,268</b>	<b>1,209</b>	<b>1,252</b>	<b>1,366</b>	<b>1,330</b>
Cavite City	52	17	29	468	594	593	520	611	622
Kawit	55	21	36	215	279	207	270	300	243
Noveleta	29	14	11	160	126	86	189	140	97
Rosario	65	46	45	208	269	323	273	315	368
<b>2<sup>nd</sup> District</b>	<b>339</b>	<b>267</b>	<b>253</b>	<b>839</b>	<b>978</b>	<b>1,166</b>	<b>1,178</b>	<b>1,245</b>	<b>1,419</b>
City of Bacoor	339	267	253	839	978	1,166	1,178	1,245	1,419
<b>3<sup>rd</sup> District</b>	<b>310</b>	<b>172</b>	<b>162</b>	<b>463</b>	<b>255</b>	<b>610</b>	<b>773</b>	<b>427</b>	<b>772</b>
City of Imus	310	172	162	463	255	610	773	427	772
<b>4<sup>th</sup> District</b>	<b>346</b>	<b>274</b>	<b>227</b>	<b>719</b>	<b>1,052</b>	<b>904</b>	<b>1,065</b>	<b>1,326</b>	<b>1,131</b>
City of Dasmariñas	346	274	227	719	1,052	904	1,065	1,326	1,131
<b>5<sup>th</sup> District</b>	<b>213</b>	<b>93</b>	<b>107</b>	<b>772</b>	<b>751</b>	<b>784</b>	<b>985</b>	<b>844</b>	<b>891</b>
Carmona	22	15	21	89	81	147	111	96	168
General Mariano Alvarez	74	42	25	286	314	268	360	356	293
Silang	117	36	61	397	356	369	514	392	430
<b>6<sup>th</sup> District</b>	<b>184</b>	<b>154</b>	<b>86</b>	<b>355</b>	<b>586</b>	<b>537</b>	<b>539</b>	<b>740</b>	<b>623</b>
City of General Trias	184	154	86	355	586	537	539	740	623
<b>7<sup>th</sup> District</b>	<b>183</b>	<b>155</b>	<b>138</b>	<b>624</b>	<b>524</b>	<b>787</b>	<b>807</b>	<b>679</b>	<b>925</b>
Amadeo	106	15	7	141	19	73	247	34	80
Indang	8	14	11	46	73	132	54	87	143
Tanza	27	56	64	113	274	324	140	330	388
Trece Martires City	42	70	56	324	158	258	366	228	314
<b>8<sup>th</sup> District</b>	<b>184</b>	<b>153</b>	<b>100</b>	<b>693</b>	<b>506</b>	<b>776</b>	<b>877</b>	<b>659</b>	<b>876</b>
Alfonso	31	7	12	112	54	126	143	61	138
General Emilio Aguinaldo	14	7	6	32	15	36	46	22	42
Magallanes	2	3	2	26	26	44	28	29	46
Maragondon	9	5	10	47	8	89	56	13	99
Mendez-Nuñez	12	5	7	46	49	34	58	54	41
Naic	36	55	27	232	211	227	268	266	254
Tagaytay City	73	70	28	103	101	157	176	171	185
Ternate	7	1	8	95	42	63	102	43	71
<b>Total</b>	<b>1,960</b>	<b>1,366</b>	<b>1,194</b>	<b>5,516</b>	<b>5,920</b>	<b>6,773</b>	<b>7,476</b>	<b>7,286</b>	<b>7,967</b>

Source: Cavite Provincial Police Office, Imus, Cavite

## Average Monthly Crime Rate

The average monthly crime rate (AMCR) in the province increasing over the years. The highest AMCR was in 2018 reaching 36.02%. The AMCR increased by 77.09% from 2017. However, the figure decreased by 57.55% in 2018. AMCR gradually increased by 6.18% from 2019 to 2020.

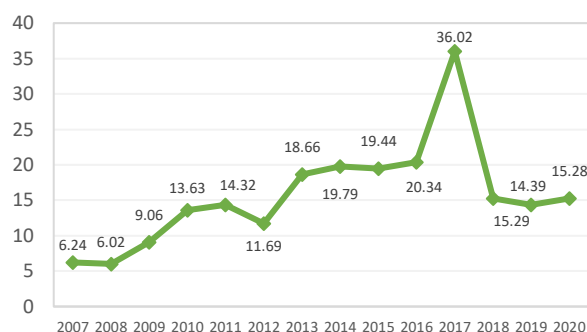


Figure 3.29 Average Monthly Crime Rate, Province of Cavite: 2007 – 2020

AMCR in 2020 was posted at 15.28%. It means that for every 100,000 people, there are around 15 incidents of crime every month. This result indicates that the peace and order situation in the province is considered manageable. It is a positive indication that members of the police force are effectively taking action against major crimes that have occurred in the province by reporting everything (quarantine violators, etc.) during the lockdown. The highest AMCR is registered at Cavite City with a rate of 51.49. The City of Dasmariñas is considered one of the most populous cities in the province but shows a low average monthly crime rate of 13.40. It indicates that the City Police Stations are efficient and effective in maintaining the state of peace and order in their area of jurisdiction. Urbanized municipalities and cities have more manageable peace and order situations, as reflected by their AMCR. We can also conclude that the poverty that the people of Cavite experienced during the time of the pandemic brought these large numbers of crime rates. Statistics are deceiving due to higher crime rates. It can mean higher efficiency of the police force.

## Crime Solution Efficiency and Crime Clearance Efficiency

Crime solution efficiency (CSE) is the percentage of solved cases out of the total number of crime incidents for a given period of time while crime clearance efficiency (CCE) is the percentage of cleared cases out of the total number of crime incidents.

A criminal case is considered solved when the offender has been identified, taken into custody, and charged before the prosecutor's office based on sufficient evidence against the accused. It can also be solved when some elements beyond police control prevent the arrest of the offender. It

can be when the victim refuses to prosecute after the offender is identified, dies, or absconds.

On the other hand, a criminal case is considered cleared if the offender has been identified, and a criminal complaint has been filed against the offender, regardless of whether the offender was arrested or not.

For the year 2020, Cavite has a total crime solution efficiency and total crime clearance efficiency of 82.84% and 88.77%, respectively. General Mariano Alvarez has the highest crime solution efficiencies in the province with 98.32%. Carmona (96.08%), Magallanes (95.65%), Silang (94.92%), Cavite City (94.04%), and the City of Trece Martires (93.47%) followed. Despite the shortage of police personnel, crime solution efficiencies in all cities and municipalities in the province are high, which means that more cases are solved out of reported crime incidents.

The volume of crimes considered in identifying the crime solution and clearance efficiency includes the road crash incidents in 2020, thus the difference with the aforementioned crime volume.

Table 3.92 Average Monthly Crime Rate by City/Municipality, Province of Cavite: 2016-2020

City/ Municipality	AMCR (%)				
	2016	2017	2018	2019	2020
<b>1<sup>st</sup> District</b>					
Cavite City	31.19	41.48	41.75	48.91	51.49
Kawit	23.86	41.69	25.97	28.50	18.83
Noveleta	27.49	59.77	32.53	23.67	16.35
Rosario	13.96	18.12	18.52	20.64	27.68
<b>2<sup>nd</sup> District</b>					
City of Bacoor	19.36	29.40	15.06	15.48	17.79
<b>3<sup>rd</sup> District</b>					
City of Imus	16.63	37.97	13.50	7.06	12.95
<b>4<sup>th</sup> District</b>					
City of Dasmariñas	23.71	19.67	12.47	15.13	13.40
<b>5<sup>th</sup> District</b>					
Carmona	7.96	66.69	8.16	6.71	13.18
Gen. Mariano Alvarez	15.56	19.96	18.13	17.54	14.16
Silang	25.53	57.45	15.85	11.74	12.12
<b>6<sup>th</sup> District</b>					
City of Gen. Trias	21.77	52.79	12.35	16.14	11.52
<b>7<sup>th</sup> District</b>					
Amadeo	27.49	21.80	11.17	6.88	15.91
Indang	22.88	48.13	17.23	10.59	17.35
Tanza	13.31	14.51	12.16	10.59	10.36
Trece Martires City	18.21	43.31	10.53	9.01	12.43
<b>8<sup>th</sup> District</b>					
Alfonso	20.32	37.48	22.15	9.33	19.39
Gen. Emilio Aguinaldo	28.67	32.54	15.06	6.88	14.60
Magallanes	13.75	31.80	9.88	10.10	16.07
Maragondon	12.00	13.35	11.91	2.73	20.28
Mendez	26.46	51.42	14.49	13.24	9.80
Naic	14.23	15.18	17.52	16.63	13.15
Tagaytay City	35.01	172.86	19.05	18.03	18.07
Ternate	37.54	60.77	33.08	13.47	24.00
<b>TOTAL</b>	<b>20.34</b>	<b>36.02</b>	<b>15.29</b>	<b>14.39</b>	<b>15.28</b>

Source: Cavite Provincial Police Office, City of Imus, Cavite

Table 3.93 Crime Solution Efficiency (CSE) and Crime Clearance Efficiency (CCE) by City/Municipality, Province of Cavite: 2020

City/Municipality	Volume	Cleared	Total Crime		CSE	CCE
			Solved	Unsolved		
<b>1<sup>st</sup> District</b>						
Cavite City	638	37	600	1	94.04	99.84
Kawit	343	25	308	10	89.80	97.08
Noveleta	253	6	232	15	91.70	94.07
Rosario	375	37	338	0	90.13	100.00
<b>2<sup>nd</sup> District</b>						
City of Bacoor	3,379	108	2,361	910	69.87	73.07
<b>3<sup>rd</sup> District</b>						
City of Imus	2,686	184	2,033	469	75.69	82.54
<b>4<sup>th</sup> District</b>						
City of Dasmariñas	1,197	187	986	24	82.37	97.99
<b>5<sup>th</sup> District</b>						
Carmona	510	7	490	13	96.08	97.45
General Mariano Alvarez	297	5	292	0	98.32	100.00
Silang	1,241	46	1,178	17	94.92	98.63
<b>6<sup>th</sup> District</b>						
City of General Trias	1,255	96	925	234	73.71	81.35
<b>7<sup>th</sup> District</b>						
Amadeo	95	17	78	0	82.11	100.00
Indang	290	14	271	5	93.45	98.28
Tanza	779	32	722	25	92.68	96.79
Trece Martires City	766	43	716	7	93.47	99.09
<b>8<sup>th</sup> District</b>						
Alfonso	143	17	126	0	88.11	100.00
General Emilio Aguinaldo	61	5	56	0	91.80	100.00
Magallanes	46	2	44	0	95.65	100.00
Maragondon	104	8	96	0	92.31	100.00
Mendez-Nuñez	86	9	76	1	88.37	98.84
Naic	269	26	238	5	88.48	98.14
Tagaytay City	1,100	28	1,012	60	92.00	94.55
Ternate	73	8	65	0	89.04	100.00
<b>Total</b>	<b>15,986</b>	<b>947</b>	<b>13,243</b>	<b>1,796</b>	<b>82.84</b>	<b>88.77</b>

Note: Crime volume includes road crash incidents, thus different from previous value

Source: Cavite Provincial Police Office, City of Imus, Cavite

## Index Crimes

Index crimes include crimes against a person (murder, homicide, physical injury, and rape) and crimes against property (robbery, theft, carnapping, and RA 533).

A total of 563 cases have been recorded under Crime Against Persons (CAPER), which were categorized as follows: rape with 237 cases, which holds the highest percentage at 42.10%; murder has a total of 156 cases (27.71%); physical injuries with 138 cases (24.51%), 30 homicide cases (5.33%), and two rape with homicide cases (0.36%).

Crimes against property totaled 631 cases, of which most were theft cases, with a total of 375 (59.43%). The 158 incidents are robbery cases (25.04%), 76 cases are motorcycle carnapping incidents (12.04%), 15 cases of motor vehicle carnapping incidents (2.38%), three cases of robbery with homicide (0.48%), two cases of robbery

with serious physical injury (0.32%), a case for robbery with rape (0.16%), and a case for robbery with arson (0.16%) are recorded in the year 2020.

The City of Dasmariñas registered the highest incidents in all crimes against a person, with 110 incidents. The City of Bacoor has the highest crime against property, with 190 incidents. It is due to the increasing migration of people from nearby provinces and the development of business and commercial establishments in these areas.

Among crimes against a person, rape is the most unrestrained, while theft is the most extensive in crimes against property. Urbanization is taking its toll when it comes to maintaining peace and order.

Table 3.94 Number of Crime against Persons under Index Crimes by City/Municipality, Province of Cavite: 2020

City/Municipality	Crime Against Persons					Total	Index Crimes
	Murder	Homicide	Physical Injury	Rape	Rape with Homicide		
<b>1<sup>st</sup> District</b>							
Cavite City	3	1	5	6	0	15	29
Kawit	5	1	7	2	1	16	36
Noveleta	3	0	0	5	0	8	11
Rosario	3	0	4	9	1	17	45
<b>2<sup>nd</sup> District</b>							
City of Bacoor	15	1	28	19	0	63	253
<b>3<sup>rd</sup> District</b>							
City of Imus	16	3	20	23	0	62	162

City/Municipality	Crime Against Persons						Total	Index Crimes
	Murder	Homicide	Physical Injury	Rape	Rape with Homicide			
<b>4<sup>th</sup> District</b>	<b>24</b>	<b>7</b>	<b>28</b>	<b>51</b>	<b>0</b>	<b>110</b>	<b>227</b>	
City of Dasmariñas	24	7	28	51	0	110	227	
<b>5<sup>th</sup> District</b>	<b>17</b>	<b>2</b>	<b>8</b>	<b>27</b>	<b>0</b>	<b>54</b>	<b>107</b>	
Carmona	3	1	1	3	0	8	21	
General Mariano Alvarez	0	0	3	5	0	8	25	
Silang	14	1	4	19	0	38	61	
<b>6<sup>th</sup> District</b>	<b>22</b>	<b>4</b>	<b>4</b>	<b>23</b>	<b>0</b>	<b>53</b>	<b>86</b>	
City of General Trias	22	4	4	23	0	53	86	
<b>7<sup>th</sup> District</b>	<b>31</b>	<b>8</b>	<b>28</b>	<b>30</b>	<b>0</b>	<b>97</b>	<b>138</b>	
Amadeo	2	0	2	1	0	5	7	
Indang	3	1	2	4	0	10	11	
Tanza	19	3	13	11	0	46	64	
Trece Martires City	7	4	11	14	0	36	56	
<b>8<sup>th</sup> District</b>	<b>17</b>	<b>3</b>	<b>6</b>	<b>42</b>	<b>0</b>	<b>68</b>	<b>100</b>	
Alfonso	4	0	1	4	0	9	12	
General Emilio Aguinaldo	0	0	1	4	0	5	6	
Magallanes	0	0	0	2	0	2	2	
Maragondon	2	1	1	3	0	7	10	
Mendez-Nuñez	1	0	0	3	0	4	7	
Naic	8	2	0	13	0	23	27	
Tagaytay City	0	0	3	8	0	11	28	
Ternate	2	0	0	5	0	7	8	
<b>Total</b>	<b>156</b>	<b>30</b>	<b>138</b>	<b>237</b>	<b>2</b>	<b>563</b>	<b>1,194</b>	

Source: Cavite Provincial Police Office, Imus, Cavite

Table 3.95 Number of Crime against Property under Index Crimes by City/Municipality, Province of Cavite: 2020

City/Municipality	Crime Against Property							Total	Index Crimes	
	Robbery	Robbery with Homicide	Robbery with Rape	Robbery with Serious Physical Injury	Robbery with Arson	Theft	Carnapping Motor Vehicle			Carnapping Motorcycle
<b>1<sup>st</sup> District</b>	<b>17</b>	<b>0</b>	<b>1</b>	<b>2</b>	<b>0</b>	<b>36</b>	<b>2</b>	<b>7</b>	<b>65</b>	<b>121</b>
Cavite City	4	0	0	2	0	7	1	0	14	29
Kawit	3	0	1	0	0	12	1	3	20	36
Noveleta	2	0	0	0	0	1	0	0	3	11
Rosario	8	0	0	0	0	16	0	4	28	45
<b>2<sup>nd</sup> District</b>	<b>60</b>	<b>1</b>	<b>0</b>	<b>0</b>	<b>0</b>	<b>112</b>	<b>3</b>	<b>14</b>	<b>190</b>	<b>253</b>
City of Bacoor	60	1	0	0	0	112	3	14	190	253
<b>3<sup>rd</sup> District</b>	<b>15</b>	<b>0</b>	<b>0</b>	<b>0</b>	<b>0</b>	<b>72</b>	<b>0</b>	<b>13</b>	<b>100</b>	<b>162</b>
City of Imus	15	0	0	0	0	72	0	13	100	162
<b>4<sup>th</sup> District</b>	<b>25</b>	<b>0</b>	<b>0</b>	<b>0</b>	<b>0</b>	<b>68</b>	<b>3</b>	<b>21</b>	<b>117</b>	<b>227</b>
City of Dasmariñas	25	0	0	0	0	68	3	21	117	227
<b>5<sup>th</sup> District</b>	<b>19</b>	<b>0</b>	<b>0</b>	<b>0</b>	<b>0</b>	<b>30</b>	<b>2</b>	<b>2</b>	<b>53</b>	<b>107</b>
Carmona	4	0	0	0	0	9	0	0	13	21
General Mariano Alvarez	6	0	0	0	0	9	1	1	17	25
Silang	9	0	0	0	0	12	1	1	23	61
<b>6<sup>th</sup> District</b>	<b>7</b>	<b>0</b>	<b>0</b>	<b>0</b>	<b>0</b>	<b>18</b>	<b>1</b>	<b>7</b>	<b>33</b>	<b>86</b>
City of General Trias	7	0	0	0	0	18	1	7	33	86
<b>7<sup>th</sup> District</b>	<b>7</b>	<b>1</b>	<b>0</b>	<b>0</b>	<b>0</b>	<b>23</b>	<b>1</b>	<b>9</b>	<b>41</b>	<b>138</b>
Amadeo	1	1	0	0	0	0	0	0	2	7
Indang	0	0	0	0	0	0	0	1	1	11
Tanza	5	0	0	0	0	7	1	5	18	64
Trece Martires City	1	0	0	0	0	16	0	3	20	56
<b>8<sup>th</sup> District</b>	<b>8</b>	<b>1</b>	<b>0</b>	<b>0</b>	<b>1</b>	<b>16</b>	<b>3</b>	<b>3</b>	<b>32</b>	<b>100</b>
Alfonso	0	0	0	0	0	3	0	0	3	12
General Emilio Aguinaldo	1	0	0	0	0	0	0	0	1	6
Magallanes	0	0	0	0	0	0	0	0	0	2
Maragondon	0	1	0	0	1	1	0	0	3	10
Mendez-Nuñez	1	0	0	0	0	1	0	1	3	7
Naic	1	0	0	0	0	1	1	1	4	27
Tagaytay City	5	0	0	0	0	9	2	1	17	28
Ternate	0	0	0	0	0	1	0	0	1	8
<b>Total</b>	<b>158</b>	<b>3</b>	<b>1</b>	<b>2</b>	<b>1</b>	<b>375</b>	<b>15</b>	<b>76</b>	<b>631</b>	<b>1,194</b>

Source: Cavite Provincial Police Office, Imus, Cavite

## Crime Operations

### Road Crash Incidents

Accidents happen anytime and anywhere, but the road is among the most common places where they happen. According to the World Health Organization (WHO), road accidents are the 14th leading cause of death in the Philippines. Here are the five most common causes of road/vehicular accidents in the Philippines: over speeding, driving under the influence of alcohol, bad overtaking, improper turning, and jaywalking. (Philkotse.com)

Road crash incidents are significantly increasing in the province. It may be related to the continuous urbanization in the province which creates more traffic in the province. Moreover, the province has its traffic equipment that improves the catch rate of vehicular accidents happening in the province. From 2016 to 2020, a total of 35,722 road crash incidents were recorded in the province.

In 2020, road crash incidents in Cavite totaled 8,019 cases, which are composed of 6,121 Reckless Imprudence Resulting (RIR) in Damage to Property cases (76.33%), 163 RIR in Homicide cases (2.03%), and 1,735 RIR in Physical Injury cases (21.64%).

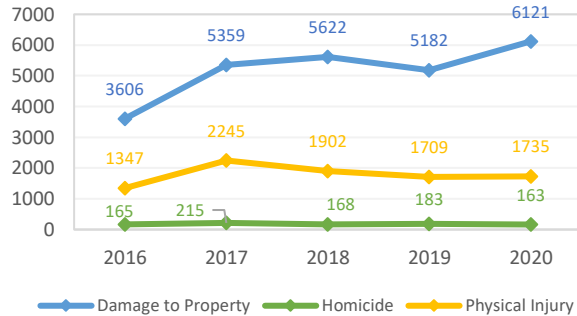


Figure 3.30 Road Crash Incidents by type, Province of Cavite: 2016 – 2020

Table 3.96 Number of Road Crash Incidents by City/Municipality (RIR Damage to Property – RIR in Homicide) 2016-2020

City/Municipality	RIR Damage to Property					RIR in Homicide				
	2016	2017	2018	2019	2020	2016	2017	2018	2019	2020
<b>1<sup>st</sup> District</b>	<b>121</b>	<b>146</b>	<b>175</b>	<b>248</b>	<b>171</b>	<b>4</b>	<b>18</b>	<b>15</b>	<b>12</b>	<b>18</b>
Cavite City	4	60	23	6	11	1	3	6	0	2
Kawit	2	17	9	27	52	2	10	5	8	8
Noveleta	113	69	142	211	106	1	4	4	3	5
Rosario	2	0	1	4	2	0	1	0	1	3
<b>2<sup>nd</sup> District</b>	<b>840</b>	<b>550</b>	<b>1,493</b>	<b>1,026</b>	<b>1,644</b>	<b>24</b>	<b>28</b>	<b>26</b>	<b>24</b>	<b>17</b>
City of Bacoor	840	550	1,493	1,026	1,644	24	28	26	24	17
<b>3<sup>rd</sup> District</b>	<b>102</b>	<b>904</b>	<b>774</b>	<b>124</b>	<b>1,467</b>	<b>17</b>	<b>22</b>	<b>11</b>	<b>9</b>	<b>14</b>
City of Imus	102	904	774	124	1,467	17	22	11	9	14
<b>4<sup>th</sup> District</b>	<b>147</b>	<b>29</b>	<b>3</b>	<b>8</b>	<b>20</b>	<b>22</b>	<b>25</b>	<b>21</b>	<b>23</b>	<b>19</b>
City of Dasmariñas	147	29	3	8	20	22	25	21	23	19
<b>5<sup>th</sup> District</b>	<b>610</b>	<b>1,361</b>	<b>1,128</b>	<b>1,299</b>	<b>861</b>	<b>22</b>	<b>34</b>	<b>36</b>	<b>44</b>	<b>22</b>
Carmona	1	534	241	285	278	12	7	8	13	9
General Mariano Alvarez	3	4	2	8	3	2	6	5	8	0
Silang	606	823	885	1,006	580	8	21	23	23	13
<b>6<sup>th</sup> District</b>	<b>419</b>	<b>885</b>	<b>506</b>	<b>430</b>	<b>429</b>	<b>29</b>	<b>26</b>	<b>17</b>	<b>16</b>	<b>20</b>
City of General Trias	419	885	506	430	429	29	26	17	16	20
<b>7<sup>th</sup> District</b>	<b>400</b>	<b>375</b>	<b>444</b>	<b>655</b>	<b>772</b>	<b>21</b>	<b>32</b>	<b>22</b>	<b>25</b>	<b>27</b>
Amadeo	17	11	26	38	7	5	5	3	8	3
Indang	130	146	148	113	108	0	9	5	2	2
Tanza	2	12	4	107	294	4	10	6	7	17
Trece Martires City	251	206	266	397	363	12	8	8	8	5
<b>8<sup>th</sup> District</b>	<b>967</b>	<b>1,109</b>	<b>1,099</b>	<b>1,392</b>	<b>757</b>	<b>26</b>	<b>30</b>	<b>20</b>	<b>30</b>	<b>26</b>
Alfonso	30	31	2	12	0	5	7	2	3	3
General Emilio Aguinaldo	19	20	18	4	7	0	2	1	0	1
Magallanes	15	17	1	1	0	1	1	2	2	0
Maragondon	2	2	0	0	0	1	0	0	1	3
Mendez-Nuñez	67	71	31	5	28	1	1	0	1	2
Naic	1	0	1	4	3	2	6	3	8	8
Tagaytay City	824	952	1,043	1,363	719	15	13	7	13	8
Ternate	9	16	3	3	0	1	0	5	2	1
<b>Total</b>	<b>3,606</b>	<b>5,359</b>	<b>5,622</b>	<b>5,182</b>	<b>6,121</b>	<b>165</b>	<b>215</b>	<b>168</b>	<b>183</b>	<b>163</b>

Source: Cavite Provincial Police Office, Imus, Cavite

Table 3.97 Number of Road Crash Accidents by City/Municipality (RIR in Physical Injury), 2016-2020

City/Municipality	RIR in Physical Injury					Total Road Crash Incidents				
	2016	2017	2018	2019	2020	2016	2017	2018	2019	2020
<b>1<sup>st</sup> District</b>	<b>66</b>	<b>95</b>	<b>125</b>	<b>117</b>	<b>90</b>	<b>191</b>	<b>259</b>	<b>315</b>	<b>377</b>	<b>279</b>
Cavite City	7	34	16	6	3	12	97	45	12	16
Kawit	4	29	38	18	40	8	56	52	53	100
Noveleta	53	28	69	88	45	167	101	215	302	156
Rosario	2	4	2	5	2	4	5	3	10	7
<b>2<sup>nd</sup> District</b>	<b>91</b>	<b>163</b>	<b>299</b>	<b>252</b>	<b>299</b>	<b>955</b>	<b>741</b>	<b>1,818</b>	<b>1302</b>	<b>1,960</b>
City of Bacoor	91	163	299	252	299	955	741	1,818	1302	1,960

City/Municipality	RIR in Physical Injury					Total Road Crash Incidents				
	2016	2017	2018	2019	2020	2016	2017	2018	2019	2020
<b>3<sup>rd</sup> District</b>	<b>86</b>	<b>238</b>	<b>179</b>	<b>73</b>	<b>433</b>	<b>205</b>	<b>1,164</b>	<b>964</b>	<b>206</b>	<b>1,914</b>
City of Imus	86	238	179	73	433	205	1,164	964	206	1,914
<b>4<sup>th</sup> District</b>	<b>32</b>	<b>38</b>	<b>31</b>	<b>25</b>	<b>27</b>	<b>201</b>	<b>92</b>	<b>55</b>	<b>56</b>	<b>66</b>
City of Dasmariñas	32	38	31	25	27	201	92	55	56	66
<b>5<sup>th</sup> District</b>	<b>245</b>	<b>505</b>	<b>454</b>	<b>440</b>	<b>274</b>	<b>877</b>	<b>1,900</b>	<b>1,618</b>	<b>1,783</b>	<b>1,157</b>
Carmona	11	149	78	73	55	24	690	327	371	342
General Mariano Alvarez	4	14	10	8	1	9	24	17	24	4
Silang	230	342	366	359	218	844	1,186	1,274	1,388	811
<b>6<sup>th</sup> District</b>	<b>286</b>	<b>542</b>	<b>317</b>	<b>213</b>	<b>183</b>	<b>734</b>	<b>1,453</b>	<b>840</b>	<b>659</b>	<b>632</b>
City of General Trias	286	542	317	213	183	734	1,453	840	659	632
<b>7<sup>th</sup> District</b>	<b>213</b>	<b>234</b>	<b>231</b>	<b>217</b>	<b>206</b>	<b>634</b>	<b>641</b>	<b>697</b>	<b>897</b>	<b>1,005</b>
Amadeo	20	20	29	27	5	42	36	58	73	15
Indang	88	59	76	54	37	218	214	229	169	147
Tanza	2	23	3	37	80	8	45	13	151	391
Trece Martires City	103	132	123	99	84	366	346	397	504	452
<b>8<sup>th</sup> District</b>	<b>328</b>	<b>430</b>	<b>266</b>	<b>372</b>	<b>223</b>	<b>1,321</b>	<b>1,569</b>	<b>1,385</b>	<b>1,794</b>	<b>1,006</b>
Alfonso	26	33	5	8	2	61	71	9	23	5
General Emilio Aguinaldo	14	24	10	7	11	33	46	29	11	19
Magallanes	21	27	3	5	0	37	45	6	8	0
Maragondon	2	1	1	0	2	5	3	1	1	5
Mendez-Nuñez	47	26	17	4	15	115	98	48	10	45
Naic	8	3	1	3	4	11	9	5	15	15
Tagaytay City	195	287	226	342	188	1,034	1,252	1,276	1,718	915
Ternate	15	29	3	3	1	25	45	11	8	2
<b>Total</b>	<b>1,347</b>	<b>2,245</b>	<b>1,902</b>	<b>1,709</b>	<b>1,735</b>	<b>5,118</b>	<b>7,819</b>	<b>7,692</b>	<b>7,074</b>	<b>8,019</b>

Source: Cavite Provincial Police Office, Imus, Cavite

## Anti-Drug Operation

The Philippines Drug War is the anti-drug policy and actions of the Philippine government under President Rodrigo Duterte, who assumed office on June 30, 2016. According to former Philippine National Police Chief and Senator Ronald Bato dela Rosa, the policy is aimed at “the neutralization of illegal drug personalities nationwide”.

In 2016, there were 1,021 drug operations handled, 1,884 were arrested which composed of 1,141 users (60.56%) and 743 pushers (39.44%), 68 were killed which composed of 19 users (27.94%) and 49 pushers (72.06%), 1,955.83 grams of shabu and 479.47 grams of marijuana were confiscated.

In 2017, there were 2,314 drug operations handled, 4,380 were arrested which composed of 1,997 users (45.59%) and 2,383 pushers (54.41%), 33 were killed which composed of 4 users (12.12%) and 29 pushers (87.88%), 17,432.28 grams of shabu and 3,811.81 grams of marijuana were confiscated.

In 2018, there were 2,985 drug operations handled, 5,555 were arrested which composed of 2,162 users (38.92%) and 3,393 pushers (61.08%), 91 were killed which composed of 17 users (18.68%) and 74 pushers (81.32%), 10,476.87 grams of shabu, 9,818.75 grams of marijuana,

4,032.14 grams of cocaine, 2 liters of ecstasy, and 10 pieces of valium were confiscated.

In 2019, there were 3,715 drug operations handled, 7,807 were arrested which composed of 1,664 users (21.31%) and 6,143 pushers (78.69%), 44 were killed which composed of 6 users (13.64%) and 38 pushers (86.36%), 331,432.20 grams of shabu, 24,642.11 grams of marijuana, 3 grams of cocaine, and 10 liters of ecstasy were confiscated.

In 2020, there were 3,571 drug operations handled, 6,384 were arrested which composed of 1,309 users (20.50%) and 5,075 pushers (79.50%), 57 were killed which composed of 3 users (5.26%) and 54 pushers (94.74%), 435,969.69 grams of shabu, 46,170.22 grams of marijuana, and 100 liters of ecstasy were confiscated.

In 2016 and 2017, the drug accomplishment report of the Provincial Drug Enforcement Unit (PDEU) falls under the city/municipality where they operate. It changed in 2018, when PDEU had a drug accomplishment report of their own.

**Table 3.98 Number of Raids, Persons Arrested, and Confiscated Drugs on Drug Incidents by City/Municipality, 2016**

City/Municipality	Number of Operation	ARRESTED			KILLED			CONFISCATED DRUGS	
		User	Pusher	TOTAL	User	Pusher	TOTAL	Shabu (Grams)	Marijuana (Grams)
PDEU	0	0	0	0	0	0	0	441.34	10.85
<b>1<sup>st</sup> District</b>	<b>188</b>	<b>121</b>	<b>125</b>	<b>246</b>	<b>7</b>	<b>14</b>	<b>21</b>	<b>114.50</b>	<b>26.27</b>
Cavite City	89	53	55	108	0	1	1	53.57	7.94
Kawit	44	46	33	79	1	3	4	19.13	9.23
Noveleta	38	16	32	48	0	1	1	34.52	9.10
Rosario	17	6	5	11	6	9	15	7.28	0

City/Municipality	Number of Operation	ARRESTED			KILLED			CONFISCATED DRUGS	
		User	Pusher	TOTAL	User	Pusher	TOTAL	Shabu (Grams)	Marijuana (Grams)
<b>2<sup>nd</sup> District</b>	<b>100</b>	<b>192</b>	<b>56</b>	<b>248</b>	<b>0</b>	<b>16</b>	<b>16</b>	<b>102.01</b>	<b>42.82</b>
City of Bacoor	100	192	56	248	0	16	16	102.01	42.82
<b>3<sup>rd</sup> District</b>	<b>94</b>	<b>155</b>	<b>93</b>	<b>248</b>	<b>1</b>	<b>0</b>	<b>1</b>	<b>66.62</b>	<b>375.75</b>
City of Imus	94	155	93	248	1	0	1	66.62	375.75
<b>4<sup>th</sup> District</b>	<b>111</b>	<b>248</b>	<b>69</b>	<b>317</b>	<b>3</b>	<b>4</b>	<b>7</b>	<b>360.35</b>	<b>2.62</b>
City of Dasmariñas	111	248	69	317	3	4	7	360.35	2.62
<b>5<sup>th</sup> District</b>	<b>172</b>	<b>168</b>	<b>141</b>	<b>309</b>	<b>0</b>	<b>2</b>	<b>2</b>	<b>585.28</b>	<b>5.87</b>
Carmona	8	12	6	18	0	0	0	25.76	0.25
General Mariano Alvarez	84	75	44	119	0	0	0	531.77	1.20
Silang	80	81	91	172	0	2	2	27.75	4.42
<b>6<sup>th</sup> District</b>	<b>46</b>	<b>56</b>	<b>41</b>	<b>97</b>	<b>1</b>	<b>3</b>	<b>4</b>	<b>93.97</b>	<b>0.42</b>
City of General Trias	46	56	41	97	1	3	4	93.97	0.42
<b>7<sup>th</sup> District</b>	<b>145</b>	<b>112</b>	<b>70</b>	<b>182</b>	<b>5</b>	<b>6</b>	<b>11</b>	<b>70.08</b>	<b>0.13</b>
Amadeo	26	32	4	36	0	1	1	3.69	0
Indang	19	16	8	24	0	1	1	2.21	0
Tanza	67	40	33	73	2	4	6	57.2	0
Trece Martires City	33	24	25	49	3	0	3	6.98	0.13
<b>8<sup>th</sup> District</b>	<b>165</b>	<b>89</b>	<b>148</b>	<b>237</b>	<b>2</b>	<b>4</b>	<b>6</b>	<b>121.68</b>	<b>14.74</b>
Alfonso	25	8	23	31	1	1	2	4.19	0
General Emilio Aguinaldo	4	1	3	4	0	1	1	5.45	0
Magallanes	6	2	4	6	0	0	0	0.82	0
Maragondon	19	12	13	25	0	0	0	12.67	12.40
Mendez-Nuñez	21	15	11	26	0	0	0	1.61	0
Naic	45	26	49	75	1	2	3	87.9	0
Tagaytay City	26	19	29	48	0	0	0	3.41	0
Ternate	19	6	16	22	0	0	0	5.63	2.34
<b>Total</b>	<b>1,021</b>	<b>1,141</b>	<b>743</b>	<b>1,884</b>	<b>19</b>	<b>49</b>	<b>68</b>	<b>1,955.83</b>	<b>479.47</b>

Source: Cavite Provincial Police Office, Imus, Cavite

Table 3.99 Number of Raids, Persons Arrested, and Confiscated Drugs on Drug Incidents by City/Municipality, 2017

City/Municipality	Number of Operation	ARRESTED			KILLED			CONFISCATED DRUGS	
		User	Pusher	TOTAL	User	Pusher	TOTAL	Shabu (Grams)	Marijuana (Grams)
PDEU	0	0	0	0	0	0	0	1,193.15	1,001.74
<b>1<sup>st</sup> District</b>	<b>570</b>	<b>361</b>	<b>544</b>	<b>905</b>	<b>1</b>	<b>14</b>	<b>15</b>	<b>356.61</b>	<b>880.63</b>
Cavite City	131	101	111	212	0	1	1	164.66	43.59
Kawit	163	134	154	288	0	2	2	86.44	817.60
Noveleta	170	62	167	229	1	0	1	77.84	17.64
Rosario	106	64	112	176	0	11	11	27.67	1.80
<b>2<sup>nd</sup> District</b>	<b>262</b>	<b>508</b>	<b>284</b>	<b>792</b>	<b>2</b>	<b>0</b>	<b>2</b>	<b>11,334.44</b>	<b>789.93</b>
City of Bacoor	262	508	284	792	2	0	2	11,334.44	789.93
<b>3<sup>rd</sup> District</b>	<b>184</b>	<b>200</b>	<b>352</b>	<b>552</b>	<b>0</b>	<b>1</b>	<b>1</b>	<b>1,030.87</b>	<b>917.66</b>
City of Imus	184	200	352	552	0	1	1	1,030.87	917.66
<b>4<sup>th</sup> District</b>	<b>255</b>	<b>295</b>	<b>181</b>	<b>476</b>	<b>0</b>	<b>5</b>	<b>5</b>	<b>2,472.40</b>	<b>204.04</b>
City of Dasmariñas	255	295	181	476	0	5	5	2,472.40	204.04
<b>5<sup>th</sup> District</b>	<b>313</b>	<b>215</b>	<b>395</b>	<b>610</b>	<b>0</b>	<b>3</b>	<b>3</b>	<b>319.51</b>	<b>9.43</b>
Carmona	31	21	22	43	0	0	0	4.57	0.03
General Mariano Alvarez	117	94	182	276	0	1	1	270.64	3.76
Silang	165	100	191	291	0	2	2	44.30	5.64
<b>6<sup>th</sup> District</b>	<b>111</b>	<b>118</b>	<b>98</b>	<b>216</b>	<b>0</b>	<b>0</b>	<b>0</b>	<b>317.52</b>	<b>0</b>
City of General Trias	111	118	98	216	0	0	0	317.52	0
<b>7<sup>th</sup> District</b>	<b>276</b>	<b>168</b>	<b>224</b>	<b>392</b>	<b>1</b>	<b>0</b>	<b>1</b>	<b>275.92</b>	<b>2.03</b>
Amadeo	29	22	2	24	0	0	0	2.63	0
Indang	46	30	17	47	0	0	0	2.52	0
Tanza	104	68	121	189	1	0	1	146.46	0
Trece Martires City	97	48	84	132	0	0	0	124.31	2.03
<b>8<sup>th</sup> District</b>	<b>343</b>	<b>132</b>	<b>305</b>	<b>437</b>	<b>0</b>	<b>6</b>	<b>6</b>	<b>131.86</b>	<b>6.35</b>
Alfonso	59	25	43	68	0	5	5	8.81	0
General Emilio Aguinaldo	12	3	7	10	0	0	0	0.77	0
Magallanes	14	5	9	14	0	0	0	6.51	0
Maragondon	26	6	23	29	0	0	0	16.05	0
Mendez-Nuñez	45	23	41	64	0	0	0	8.09	1.31
Naic	95	35	95	130	0	1	1	63.76	0
Tagaytay City	39	20	26	46	0	0	0	6.86	1.88
Ternate	53	15	61	76	0	0	0	21.01	3.16
<b>Total</b>	<b>2,314</b>	<b>1,997</b>	<b>2,383</b>	<b>4,380</b>	<b>4</b>	<b>29</b>	<b>33</b>	<b>17,432.28</b>	<b>3,811.81</b>

Source: Cavite Provincial Police Office, Imus, Cavite

Table 3.100 Number of Raids, Persons Arrested, and Confiscated Drugs on Drug Incidents by City/Municipality, 2018

City/Municipality	No. of Ops.	ARRESTED			KILLED			CONFISCATED DRUGS				
		User	Pusher	TOTAL	User	Pusher	TOTAL	Shabu (Grams)	Marijuana (Grams)	Cocaine (Grams)	Ecstasy (Liter)	Valium (Pieces)
PDEU	79	84	95	179	0	4	4	906.12	927.36	0	0	0
<b>1<sup>st</sup> District</b>	<b>725</b>	<b>310</b>	<b>659</b>	<b>969</b>	<b>1</b>	<b>16</b>	<b>17</b>	<b>221.13</b>	<b>325.44</b>	<b>0</b>	<b>0</b>	<b>10</b>
Cavite City	315	145	245	390	1	8	9	118.97	256.03	0	0	10
Kawit	166	85	210	295	0	6	6	33.48	19.86	0	0	0
Noveleta	103	30	90	120	0	2	2	15.04	0.21	0	0	0
Rosario	141	50	114	164	0	0	0	53.64	49.34	0	0	0
<b>2<sup>nd</sup> District</b>	<b>322</b>	<b>568</b>	<b>430</b>	<b>998</b>	<b>7</b>	<b>8</b>	<b>15</b>	<b>4,354.99</b>	<b>1,031.84</b>	<b>4,012.14</b>	<b>0</b>	<b>0</b>
City of Bacoor	322	568	430	998	7	8	15	4,354.99	1,031.84	4,012.14	0	0
<b>3<sup>rd</sup> District</b>	<b>196</b>	<b>209</b>	<b>331</b>	<b>540</b>	<b>1</b>	<b>6</b>	<b>7</b>	<b>337.24</b>	<b>171.14</b>	<b>0</b>	<b>0</b>	<b>0</b>
City of Imus	196	209	331	540	1	6	7	337.24	171.14	0	0	0
<b>4<sup>th</sup> District</b>	<b>270</b>	<b>174</b>	<b>473</b>	<b>647</b>	<b>1</b>	<b>5</b>	<b>6</b>	<b>2,332.54</b>	<b>44.59</b>	<b>0</b>	<b>0</b>	<b>0</b>
City of Dasmariñas	270	174	473	647	1	5	6	2,332.54	44.59	0	0	0
<b>5<sup>th</sup> District</b>	<b>431</b>	<b>179</b>	<b>454</b>	<b>633</b>	<b>3</b>	<b>8</b>	<b>11</b>	<b>82.01</b>	<b>7.35</b>	<b>0</b>	<b>0</b>	<b>0</b>
Carmona	49	10	47	57	0	0	0	2.11	0.13	0	0	0
General Mariano Alvarez	179	78	228	306	2	5	7	56.25	0.39	0	0	0
Silang	203	91	179	270	1	3	4	23.65	6.83	0	0	0
<b>6<sup>th</sup> District</b>	<b>185</b>	<b>150</b>	<b>301</b>	<b>451</b>	<b>0</b>	<b>8</b>	<b>8</b>	<b>1,961.91</b>	<b>19.30</b>	<b>0</b>	<b>0</b>	<b>0</b>
City of General Trias	185	150	301	451	0	8	8	1,961.91	19.30	0	0	0
<b>7<sup>th</sup> District</b>	<b>377</b>	<b>307</b>	<b>360</b>	<b>667</b>	<b>2</b>	<b>13</b>	<b>15</b>	<b>241.85</b>	<b>6,265.96</b>	<b>20</b>	<b>2</b>	<b>0</b>
Amadeo	33	32	2	34	0	0	0	1.12	0.03	0	0	0
Indang	69	28	49	77	0	3	3	5.16	0	0	0	0
Tanza	207	231	237	468	2	8	10	124.92	6,012.63	20	2	0
Trece Martires City	68	16	72	88	0	2	2	110.65	253.30	0	0	0
<b>8<sup>th</sup> District</b>	<b>400</b>	<b>181</b>	<b>290</b>	<b>471</b>	<b>2</b>	<b>6</b>	<b>8</b>	<b>39.08</b>	<b>1,025.77</b>	<b>0</b>	<b>0</b>	<b>0</b>
Alfonso	72	32	54	86	0	0	0	5.12	0	0	0	0
General Emilio Aguinaldo	21	13	6	19	0	0	0	0.96	0	0	0	0
Magallanes	9	3	6	9	0	0	0	2.13	0	0	0	0
Maragondon	24	2	22	24	0	0	0	1.35	3.06	0	0	0
Mendez-Nuñez	29	21	10	31	0	1	1	2.26	18	0	0	0
Naic	159	63	146	209	0	4	4	17.25	0.60	0	0	0
Tagaytay City	33	22	12	34	2	0	2	3.95	1.12	0	0	0
Ternate	53	25	34	59	0	1	1	6.06	1,002.99	0	0	0
<b>Total</b>	<b>2,985</b>	<b>2,162</b>	<b>3,393</b>	<b>5,555</b>	<b>17</b>	<b>74</b>	<b>91</b>	<b>10,476.87</b>	<b>9,818.75</b>	<b>4,032.14</b>	<b>2</b>	<b>10</b>

Source: Cavite Provincial Police Office, Imus, Cavite

Table 3.101 Number of Raids, Persons Arrested, and Confiscated Drugs on Drug Incidents by City/Municipality, 2019

City/Municipality	No. of Ops.	ARRESTED			KILLED			CONFISCATED DRUGS			
		User	Pusher	TOTAL	User	Pusher	TOTAL	Shabu (Grams)	Marijuana (Grams)	Cocaine (Grams)	Ecstasy (Liter)
PDEU	155	24	256	280	0	0	0	4,027.29	774.06	3	10
<b>1<sup>st</sup> District</b>	<b>971</b>	<b>192</b>	<b>1,303</b>	<b>1,495</b>	<b>0</b>	<b>9</b>	<b>9</b>	<b>330.28</b>	<b>104.83</b>	<b>0</b>	<b>0</b>
Cavite City	493	41	534	575	0	5	5	187.90	3.24	0	0
Kawit	191	14	385	399	0	0	0	22.18	0.28	0	0
Noveleta	83	9	136	145	0	0	0	10.65	7.18	0	0
Rosario	204	128	248	376	0	4	4	109.55	94.13	0	0
<b>2<sup>nd</sup> District</b>	<b>480</b>	<b>610</b>	<b>725</b>	<b>1,335</b>	<b>1</b>	<b>7</b>	<b>8</b>	<b>4,390.07</b>	<b>1,200.39</b>	<b>0</b>	<b>0</b>
City of Bacoor	480	610	725	1,335	1	7	8	4,390.07	1,200.39	0	0
<b>3<sup>rd</sup> District</b>	<b>295</b>	<b>195</b>	<b>658</b>	<b>853</b>	<b>2</b>	<b>3</b>	<b>5</b>	<b>9,065.37</b>	<b>1,669.20</b>	<b>0</b>	<b>0</b>
City of Imus	295	195	658	853	2	3	5	9,065.37	1,669.20	0	0
<b>4<sup>th</sup> District</b>	<b>399</b>	<b>14</b>	<b>1,114</b>	<b>1,128</b>	<b>2</b>	<b>2</b>	<b>4</b>	<b>37,727.25</b>	<b>4,954.58</b>	<b>0</b>	<b>0</b>
City of Dasmariñas	399	14	1,114	1,128	2	2	4	37,727.25	4,954.58	0	0
<b>5<sup>th</sup> District</b>	<b>538</b>	<b>110</b>	<b>797</b>	<b>907</b>	<b>0</b>	<b>6</b>	<b>6</b>	<b>134.02</b>	<b>317.68</b>	<b>0</b>	<b>0</b>
Carmona	61	12	74	86	0	0	0	5.15	0.12	0	0
General Mariano Alvarez	225	27	334	361	0	2	2	109	314.21	0	0
Silang	252	71	389	460	0	4	4	19.87	3.35	0	0
<b>6<sup>th</sup> District</b>	<b>312</b>	<b>166</b>	<b>526</b>	<b>692</b>	<b>0</b>	<b>7</b>	<b>7</b>	<b>1,614.48</b>	<b>112.85</b>	<b>0</b>	<b>0</b>
City of General Trias	312	166	526	692	0	7	7	1,614.48	112.85	0	0
<b>7<sup>th</sup> District</b>	<b>334</b>	<b>286</b>	<b>469</b>	<b>755</b>	<b>1</b>	<b>4</b>	<b>5</b>	<b>274,083.62</b>	<b>15,277.87</b>	<b>0</b>	<b>0</b>
Amadeo	5	5	0	5	0	0	0	0.15	0	0	0
Indang	52	17	42	59	1	1	2	6.77	1.03	0	0
Tanza	159	244	254	498	0	3	3	274,032.17	15,166.50	0	0
Trece Martires City	118	20	173	193	0	0	0	44.53	110.34	0	0
<b>8<sup>th</sup> District</b>	<b>231</b>	<b>67</b>	<b>295</b>	<b>362</b>	<b>0</b>	<b>0</b>	<b>0</b>	<b>59.82</b>	<b>230.65</b>	<b>0</b>	<b>0</b>
Alfonso	27	5	27	32	0	0	0	1.95	0.03	0	0
General Emilio Aguinaldo	4	2	2	4	0	0	0	1.12	0.06	0	0
Magallanes	4	0	7	7	0	0	0	5.21	0	0	0
Maragondon	13	2	13	15	0	0	0	0.93	0	0	0
Mendez-Nuñez	26	13	27	40	0	0	0	5.91	0.12	0	0
Naic	116	28	172	200	0	0	0	29.30	209.54	0	0



City/Municipality	No. of Ops.	ARRESTED			KILLED			CONFISCATED DRUGS			
		User	Pusher	TOTAL	User	Pusher	TOTAL	Shabu (Grams)	Marijuana (Grams)	Cocaine (Grams)	Ecstasy (Liter)
Tagaytay City	20	5	20	25	0	0	0	14.28	0.39	0	0
Ternate	21	12	27	39	0	0	0	1.12	20.51	0	0
<b>Total</b>	<b>3,715</b>	<b>1,664</b>	<b>6,143</b>	<b>7,807</b>	<b>6</b>	<b>38</b>	<b>44</b>	<b>331,432.20</b>	<b>24,642.11</b>	<b>3</b>	<b>10</b>

Source: Cavite Provincial Police Office, Imus, Cavite

**Table 3.102 Number of Raids, Persons Arrested, and Confiscated Drugs on Drug Incidents by City/Municipality, 2020**

City/Municipality	No. of Ops.	ARRESTED			KILLED			CONFISCATED DRUGS			
		User	Pusher	TOTAL	User	Pusher	TOTAL	Shabu (Grams)	Marijuana (Grams)	Ecstasy (Liter)	
PDEU	91	33	125	158	0	3	3	377,665.93	708.98	0	0
<b>1<sup>st</sup> District</b>	<b>824</b>	<b>148</b>	<b>1,020</b>	<b>1,168</b>	<b>0</b>	<b>11</b>	<b>11</b>	<b>1,700.25</b>	<b>560.15</b>	<b>0</b>	<b>0</b>
Cavite City	442	48	531	579	0	3	3	314.78	249.87	0	0
Kawit	146	19	206	225	0	1	1	223.29	155.74	0	0
Noveleta	63	12	71	83	0	0	0	11.74	2.69	0	0
Rosario	173	69	212	281	0	7	7	1,150.44	151.85	0	0
<b>2<sup>nd</sup> District</b>	<b>372</b>	<b>412</b>	<b>508</b>	<b>920</b>	<b>1</b>	<b>8</b>	<b>9</b>	<b>38,570.25</b>	<b>1,404.33</b>	<b>100</b>	<b>100</b>
City of Bacoor	372	412	508	920	1	8	9	38,570.25	1,404.33	100	100
<b>3<sup>rd</sup> District</b>	<b>263</b>	<b>119</b>	<b>528</b>	<b>647</b>	<b>0</b>	<b>3</b>	<b>3</b>	<b>2,249.59</b>	<b>273.90</b>	<b>0</b>	<b>0</b>
City of Imus	263	119	528	647	0	3	3	2,249.59	273.90	0	0
<b>4<sup>th</sup> District</b>	<b>340</b>	<b>77</b>	<b>583</b>	<b>660</b>	<b>2</b>	<b>9</b>	<b>11</b>	<b>12,584.39</b>	<b>3,360.96</b>	<b>0</b>	<b>0</b>
City of Dasmariñas	340	77	583	660	2	9	11	12,584.39	3,360.96	0	0
<b>5<sup>th</sup> District</b>	<b>456</b>	<b>161</b>	<b>721</b>	<b>882</b>	<b>0</b>	<b>5</b>	<b>5</b>	<b>708.43</b>	<b>37,631.71</b>	<b>0</b>	<b>0</b>
Carmona	92	17	110	127	0	0	0	36.02	6.83	0	0
General Mariano Alvarez	198	122	371	493	0	2	2	587.61	3,590.55	0	0
Silang	166	22	240	262	0	3	3	84.80	34,034.33	0	0
<b>6<sup>th</sup> District</b>	<b>291</b>	<b>179</b>	<b>407</b>	<b>586</b>	<b>0</b>	<b>6</b>	<b>6</b>	<b>822.17</b>	<b>680.01</b>	<b>0</b>	<b>0</b>
City of General Trias	291	179	407	586	0	6	6	822.17	680.01	0	0
<b>7<sup>th</sup> District</b>	<b>433</b>	<b>125</b>	<b>570</b>	<b>695</b>	<b>0</b>	<b>4</b>	<b>4</b>	<b>481.23</b>	<b>775.09</b>	<b>0</b>	<b>0</b>
Amadeo	31	0	33	33	0	0	0	22.45	0	0	0
Indang	80	12	85	97	0	0	0	34.43	24.39	0	0
Tanza	171	101	249	350	0	4	4	392.26	5.41	0	0
Trece Martires City	151	12	203	215	0	0	0	32.09	745.29	0	0
<b>8<sup>th</sup> District</b>	<b>501</b>	<b>55</b>	<b>613</b>	<b>668</b>	<b>0</b>	<b>5</b>	<b>5</b>	<b>1,187.45</b>	<b>775.09</b>	<b>0</b>	<b>0</b>
Alfonso	93	8	96	104	0	1	1	23.17	2.39	0	0
General Emilio Aguinaldo	25	2	25	27	0	0	0	2.24	8.19	0	0
Magallanes	33	0	39	39	0	0	0	6	708.96	0	0
Maragondon	69	3	73	76	0	0	0	5.74	1.48	0	0
Mendez-Nuñez	16	2	21	23	0	0	0	31.33	0	0	0
Naic	147	25	237	262	0	4	4	85.73	49.04	0	0
Tagaytay City	84	15	87	102	0	0	0	1,026.67	0.03	0	0
Ternate	34	0	35	35	0	0	0	6.57	5	0	0
<b>Total</b>	<b>3,571</b>	<b>1,309</b>	<b>5,075</b>	<b>6,384</b>	<b>3</b>	<b>54</b>	<b>57</b>	<b>435,969.69</b>	<b>46,170.22</b>	<b>100</b>	<b>100</b>

Source: Cavite Provincial Police Office, Imus, Cavite

## Fire Protection Services

The Cavite Bureau of Fire Protection, under the Bureau of Fire Protection, is the agency responsible for the prevention and suppression of all destructive fires on buildings, houses, and other structures, forest, land vehicles and equipment, ships or vessels docked at piers or wharves or anchored in major seaports, petroleum industry installations, plane crashes, and other similar incidents, as well as the enforcement of the Fire Code and other related laws.

### Fire Personnel and Equipment

The Cavite Bureau of Fire Protection has 466 fire personnel composed of 18 fire officers, 445 non-officers, and 3 non-uniformed personnel. The respective cities and municipalities where they are assigned or designated provide and pay the city and municipality fire personnel. Officers were stationed only in the Office of the Provincial Director and 17 fire stations, while the rest were headed and manned by non-officers.

In 2020, the fireman-to-population ratio of the province was at 1:9,324. Based on the ideal and internationally accepted ratio of one fireman per two thousand inhabitants (1:2,000), Cavite is short of 1,952 firemen. At the city/municipality level, every city and municipality also has a deficit of fire personnel, considering their respective projected populations. It resulted in the existing personnel's performance of multiple functions in firefighting and administrative capacities. Recruitment of additional firemen is of great importance to deliver sufficient, fast, and efficient services to the populace, considering that the population is growing incessantly, to 4,344,829 in 2020, according to the 2020 CPH.

Moreover, there are 69 firetrucks in the province, of which 52 units are serviceable. These are distributed among the 14 municipalities and 7 cities. Among the province's cities and municipalities, Amadeo and Ternate had no firetrucks; however, they are supported by nearby municipalities that do have firetrucks.

Table 3.93

Table 3.103 Number of Fire Personnel and Fire Personnel Requirement by City/Municipality, Province of Cavite: 2020

City/Municipality	Officer	Non-Officer	Non-Uniformed Personnel	Total	Ideal Strength	Current Needs	Fireman to Population Ratio
OPD/EMSRU	1	17	2	20			
<b>1<sup>st</sup> District</b>	<b>4</b>	<b>66</b>	<b>0</b>	<b>70</b>	<b>183</b>	<b>113</b>	<b>1:5,264</b>
Cavite City	1	15	0	16	51	35	1:6,292
Kawit	1	18	0	19	48	29	1:5,660
Noveleta	1	15	0	16	27	11	1:3,091
Rosario	1	18	0	19	57	38	1:5,832
<b>2<sup>nd</sup> District</b>	<b>1</b>	<b>32</b>	<b>0</b>	<b>33</b>	<b>442</b>	<b>409</b>	<b>1:20,140</b>
City of Bacoor	1	32	0	33	442	409	1:20,140
<b>3<sup>rd</sup> District</b>	<b>1</b>	<b>26</b>	<b>0</b>	<b>27</b>	<b>232</b>	<b>205</b>	<b>1:18,400</b>
City of Imus	1	26	0	27	232	205	1:18,400
<b>4<sup>th</sup> District</b>	<b>1</b>	<b>28</b>	<b>0</b>	<b>29</b>	<b>436</b>	<b>407</b>	<b>1:24,246</b>
City of Dasmariñas	1	28	0	29	436	407	1:24,246
<b>5<sup>th</sup> District</b>	<b>3</b>	<b>67</b>	<b>0</b>	<b>70</b>	<b>289</b>	<b>219</b>	<b>1:8,205</b>
Carmona	1	20	0	21	58	37	1:5,060
Gen. Mariano Alvarez	1	24	0	25	85	60	1:6,897
Silang	1	23	0	24	146	122	1:12,319
<b>6<sup>th</sup> District</b>	<b>1</b>	<b>26</b>	<b>0</b>	<b>27</b>	<b>274</b>	<b>247</b>	<b>1:16,688</b>
City of General Trias	1	26	0	27	274	247	1:16,688
<b>7<sup>th</sup> District</b>	<b>3</b>	<b>69</b>	<b>0</b>	<b>72</b>	<b>350</b>	<b>278</b>	<b>1:8,795</b>
Amadeo	0	10	0	10	21	11	1:4,190
Indang	1	18	0	19	37	18	1:3,616
Tanza	1	18	0	19	161	142	1:16,427
Trece Martires City	1	23	0	24	131	107	1:8,771
<b>8<sup>th</sup> District</b>	<b>3</b>	<b>114</b>	<b>1</b>	<b>118</b>	<b>192</b>	<b>74</b>	<b>1:3,845</b>
Alfonso	1	17	0	18	29	11	1:3,295
Gen. E. Aguinaldo	0	15	0	15	10	-5	1:1,598
Magallanes	0	9	0	9	12	3	1:2,650
Maragondon	0	13	0	13	19	6	1:3,130
Mendez	0	14	0	14	17	3	1:2,491
Naic	1	19	1	21	53	32	1:7,666
Tagaytay City	1	26	0	27	42	15	1:3,160
Terate	0	1	0	1	10	9	1:24,653
<b>Total</b>	<b>18</b>	<b>445</b>	<b>3</b>	<b>466</b>	<b>2,398</b>	<b>1,952</b>	<b>1:9,324</b>

Source: Cavite Bureau of Fire Protection, City of Imus

Table 3.104 Number of Fire Trucks by City/Municipality, 2020

City/Municipal Fire Stations	Serviceable	Unserviceable	Under Repair	Beyond Repair	Total
<b>1<sup>st</sup> District</b>	<b>9</b>	<b>4</b>	<b>0</b>	<b>1</b>	<b>14</b>
Cavite City	4	0	0	1	5
Kawit	3	0	0	0	3
Noveleta	1	3	0	0	4
Rosario	1	1	0	0	2
<b>2<sup>nd</sup> District</b>	<b>3</b>	<b>2</b>	<b>0</b>	<b>0</b>	<b>5</b>
City of Bacoor	1	2	0	0	3
San Nicolas Fire Sub-Stn	1	0	0	0	1
Talaba Fire Sub-Stn	1	0	0	0	1
<b>3<sup>rd</sup> District</b>	<b>2</b>	<b>3</b>	<b>0</b>	<b>0</b>	<b>5</b>
City of Imus	1	3	0	0	4
Bukandala Fire Sub-Stn	0	0	0	0	0
Greengate Malagasang Fire Sub-Stn	1	0	0	0	1
Espeleta Fire Sub-Stn / Bahayang Pag-Asa Fire Sub-Stn	0	0	0	0	0
<b>4<sup>th</sup> District</b>	<b>4</b>	<b>0</b>	<b>0</b>	<b>0</b>	<b>4</b>
City of Dasmariñas	4	0	0	0	4
<b>5<sup>th</sup> District</b>	<b>14</b>	<b>0</b>	<b>0</b>	<b>2</b>	<b>16</b>
Carmona	4	0	0	1	5
Banca Fire Sub-Stn	1	0	0	0	1
General Mariano Alvarez	2	0	0	0	2
San Jose Fire Sub-Stn	2	0	0	0	2
Silang	3	0	0	1	4
Bulihan Fire Sub-Stn	1	0	0	0	1
Inchican Fire Sub-Stn	1	0	0	0	1
<b>6<sup>th</sup> District</b>	<b>5</b>	<b>1</b>	<b>0</b>	<b>0</b>	<b>6</b>
City of General Trias	1	1	0	0	2
Sampalucan Fire Sub-Stn	2	0	0	0	2
San Francisco Fire Sub-Stn	2	0	0	0	2
<b>7<sup>th</sup> District</b>	<b>5</b>	<b>2</b>	<b>0</b>	<b>0</b>	<b>7</b>
Amadeo	0	1	0	0	1
Indang	2	0	0	0	2
Tanza	2	1	0	0	3
Trece Martires City	1	0	0	0	1

City/Municipal Fire Stations	Serviceable	Unserviceable	Under Repair	Beyond Repair	Total
<b>8<sup>th</sup> District</b>	<b>10</b>	<b>2</b>	<b>0</b>	<b>0</b>	<b>12</b>
Alfonso	3	0	0	0	3
General Emilio Aguinaldo	1	0	0	0	1
Magallanes	1	0	0	0	1
Maragondon	1	1	0	0	2
Mendez-Nuñez	2	0	0	0	2
Naic	1	0	0	0	1
Tagaytay City	1	1	0	0	2
Sungay West Fire Sub-Stn	0	0	0	0	0
Ternate	0	0	0	0	0
<b>Total</b>	<b>52</b>	<b>14</b>	<b>0</b>	<b>3</b>	<b>69</b>

Source: Cavite Bureau of Fire Protection, City of Imus

Fire incidences in the province are still manageable, despite the insufficiency of fire personnel and equipment in the province. Aside from the operational fire stations in each city and municipality, there are a total of 12 fire substations in the province. San Nicolas, and Talaba Fire Substation in the City of Bacoor, Bukandala, Greengate Malagasang, and Bahayang Pag-Asa Fire Substation in the City of Imus, Bancal Fire Substation in Carmona, San Jose Fire Substation in General Mariano Alvarez, Inchican and Bulihan Fire Substation in the municipality of Silang, Sampalucan, and San Francisco Fire Substation in the city of General Trias, and Sungay West Fire Substation in the City of Tagaytay.

### Fire Incidents

Based on the report of the Cavite Bureau of Fire Protection, the fire incidents decreased to 304 in 2020 from 469 in 2019. It represents a decrease of 165 or 35.18% in the number of fire incidents. The following table shows that the principal causes of fire incidents are electrical connection, and open flame due to torch/sulo, both with 116 cases, which covers 76.32% of the total fire incidents reported. Moreover, in terms of motives of fire incidence, 300 out of 304 fires were classified as accidental. The remaining four cases were still under investigation. The office recorded 95 forests/grass/non-structural, and 209 structural cases as to the nature of fire.

The Cavite Bureau of Fire Protection educates citizens on fire safety and prevention through meetings and dialogues with the barangays. The meetings and dialogues aim to orient their constituents on the importance of fire safety consciousness within the community, particularly by practicing known fire safety measures and eradicating all fire hazards in their premises. Fire prevention activities such as fire drills are being conducted among establishments, which have led to the organization of company fire brigades whose members are their

workers/employees. Cavite BFP administers the annual celebration of Fire Prevention Month held every March.

**Table 3.105 Causes of Fire Incidents, Province of Cavite: 2018, 2019, and 2020**

Causes of Fire	2018	2019	2020
Electrical Connection	61	58	116
Electrical Appliances	11	18	13
Electrical Machinery	1	1	10
Spontaneous Combustion / Woodscrap	0	0	0
Unattended Cooking/Stove	20	17	8
Unattended Lighted Candle/Gasera	25	14	19
Open Flame due to Torch/Sulo	369	223	116
Direct Flame Contact/Static Electricity	23	16	4
LPG Explosion/ LPG Leak	3	12	5
Lighted Cigarette Butt	3	4	4
Pyrotechnics	0	0	0
Lighted Matchstick/Lighter	5	4	3
Incediary Device/Mechanism or Ignited Flammable Liquids	1	0	1
Lightning	0	0	1
Bomb Explosion	0	0	0
Under Investigation	128	89	3
Others	10	13	1
<b>Total</b>	<b>660</b>	<b>469</b>	<b>304</b>

Source: Cavite Bureau of Fire Protection, City of Imus

**Table 3.106 Motives of Fire Incidence, Province of Cavite: 2018, 2019, and 2020**

Motives of Fire Incidence	2018	2019	2020
Intentional Fire	0	0	0
Accidental Fire	529	380	300
Fire Cases Under Investigation	131	89	4
<b>Total</b>	<b>660</b>	<b>469</b>	<b>304</b>

Source: Cavite Bureau of Fire Protection, City of Imus

**Table 3.107 Nature of Fire, Province of Cavite: 2018, 2019, and 2020**

Nature of Fire	2018	2019	2020
Structural	244	234	209
Forest/Grass	416	235	95
<b>Total</b>	<b>660</b>	<b>469</b>	<b>304</b>

Source: Cavite Bureau of Fire Protection, City of Imus

**Table 3.108 Area and Location of Fire Stations by City/Municipality, 2020**

City/Municipal Fire Stations	Area and Location of Fire Stations
<b>1<sup>st</sup> District</b>	
Cavite City	Zulueta St. Brgy 59 San Roque, Cavite City, Cavite. 4100
Kawit	Putol, Kawit, Cavite
Noveleta	Brgy. Poblacion, Noveleta, Cavite
Rosario	Santiago St. Costa Verde Subd. Tejero Rosario, Cavite. 4106
<b>2<sup>nd</sup> District</b>	
City of Bacoor	Bacoor Government Center, Molino Boulevard, Bacoor City, Cavite. 4102
San Nicolas Fire Sub-Stn	Silver St Green Valley San Nicolas 3, Bacoor City, Cavite. 4102
Talaba Fire Sub-Stn	Aguinaldo Highway Talaba 7 Bacoor City, Cavite. 4102

City/Municipal Fire Stations	Area and Location of Fire Stations
<b>3<sup>rd</sup> District</b>	
City of Imus	Imus Public Market, Nueno Ave., Tanzang Luma 1, Imus City, Cavite
<i>Bucandala Fire Sub-Stn</i>	Community Action Center Bldg., Alapan-Bucandala Nia Road, Bucandala 3, Imus City, Cavite
<i>Greengate Malagasang Fire Sub-Stn</i>	Community Action Center Bldg., Greengate Subd. Phase 1 Malagasang 2-4, Imus City, Cavite
<i>Espeleta Fire Sub-Stn / Bahayang Pag-Asa Fire Sub-Stn</i>	Community Action Center Bldg., Avenida Rizal St. Mariano Espeleta 2, Imus City, Cavite
<b>4<sup>th</sup> District</b>	
City of Dasmariñas	Central Public Market Brgy. Zone 4, Dasmariñas City, Cavite. 4114
<b>5<sup>th</sup> District</b>	
Carmona	DILG Compound, J.M. Loyola St. Brgy. Maduya, Carmona, Cavite
<i>Bancal Fire Sub-Stn</i>	1088 Governors Drive, Brgy. Bancal, Carmona, Cavite
General Mariano Alvarez	Municipal Compound, Brgy. Poblacion 1, GMA, Cavite
<i>San Jose Fire Sub-Stn</i>	Municipal Annex, Brgy. Gregoria De Jesus GMA, Cavite
Silang	Silang Public Market 112 Santan St. Brgy. San Miguel 2, Silang, Cavite. 4117
<i>Bulihan Fire Sub-Stn</i>	Old Bulihan Road Brgy. Bulihan, Silang, Cavite. 4117
<i>Inchican Fire Sub-Stn</i>	Inchican Road Brgy. Inchican, Silang, Cavite. 4117
<b>6<sup>th</sup> District</b>	
City of General Trias	South Square Village, Brgy. Pasong Kawayan II, City of General Trias, Cavite. 4107
<i>Sampalucan Fire Sub-Stn</i>	Dulong Bayan-Sampalucan Road, Brgy. Sampalucan, City of General Trias, Cavite. 4107
<i>San Francisco Fire Sub-Stn</i>	Sitio Elang, Brgy. San Francisco, City of General Trias, Cavite. 4107
<b>7<sup>th</sup> District</b>	
Amadeo	A. Mabini St. Brgy. Poblacion 1 Amadeo, Cavite. 4119
Indang	SK Building J. Dimabilang St. Poblacion IV, Indang, Cavite
Tanza	A. Soriano Hiway, Brgy. Daang Amaya 1, Tanza, Cavite. 4108
Trece Martires City	Trece-Indang Rd. Brgy. San Agustin, Trece Martires City, Cavite
<b>8<sup>th</sup> District</b>	
Alfonso	Alas-as Street, Poblacion V, Alfonso, Cavite
General Emilio Aguinaldo	Brgy. Castaños Cerca, Gen. Emilio Aguinaldo, Cavite
Magallanes	De Guia St. Brgy. Poblacion 4, Magallanes, Cavite
Maragondon	Balitao St. Brgy. Garita A, Maragondon, Cavite
Mendez-Nuñez	J.P. Rizal St. Brgy. 4 Mendez, Cavite. 4121
Naic	A. Soriano Highway Brgy. Ibayo Silangan, Naic, Cavite. 4110
Tagaytay City	Foggy Heights Subdivision, Brgy. San Jose, Tagaytay City, Cavite
<i>Sungay West Fire Sub-Stn</i>	Parra St. Brgy. Sungay West, Tagaytay City, Cavite
Ternate	***Do not have Fire Station yet. One Fire Prevention Officer is assigned at municipality of Ternate. SFO3 Stephen C Sancho II***

Source: Cavite Bureau of Fire Protection, City of Imus

## Jail Operation

Detention cells, also known as "temporary lock-up cells," are maintained by city/municipal police stations. It is a short-term jail facility for the custody and safekeeping of city and municipal prisoners. Detainees are fugitives from justice, or people detained awaiting investigation or trial and/or transfer to the national penitentiary, and/or violent, mentally-ill people who endanger themselves or the safety of others, duly certified by the proper medical or health officer, pending transfer to the medical institution.

The Bureau of Jail Management and Penology (BJMP), which is also called the Jail Bureau, supervises and controls the overall city and municipal jails. On the other hand, the provincial government supervises the provincial jail. The Provincial Jail is located in Trece Martires City. It accommodates the sentenced and also those that are under trial in their custody for security and rehabilitation. The inmates are provided with skills training in preparation for their release from prison, medical, dental, and optical health services, and spiritual renewal programs. The provincial jail also coordinates with the Provincial Attorney's Office (PAO), Office of the Provincial Prosecutor (OPP), and concerned agencies for speedy trials, especially those who languish in jail for more than two years.

Table 3.109 Number of Detention Cell/Jail by City/Municipality, Province of Cavite: 2020

City/Municipality	PNP Managed	BJMP	Provincial	Total
<b>1<sup>st</sup> District</b>	<b>10</b>	<b>1</b>	<b>0</b>	<b>11</b>
Cavite City	2	1	0	3
Kawit	4	0	0	4
Noveleta	2	0	0	2
Rosario	2	0	0	2
<b>2<sup>nd</sup> District</b>	<b>2</b>	<b>2</b>	<b>0</b>	<b>4</b>
City of Bacoor	2	2	0	4
<b>3<sup>rd</sup> District</b>	<b>4</b>	<b>2</b>	<b>0</b>	<b>6</b>
City of Imus	4	2	0	6
<b>4<sup>th</sup> District</b>	<b>3</b>	<b>2</b>	<b>0</b>	<b>5</b>
City of Dasmariñas	3	2	0	5
<b>5<sup>th</sup> District</b>	<b>6</b>	<b>3</b>	<b>0</b>	<b>9</b>
Carmona	2	1	0	3
General M. Alvarez	2	1	0	3
Silang	2	1	0	3
<b>6<sup>th</sup> District</b>	<b>2</b>	<b>1</b>	<b>0</b>	<b>3</b>
City of Gen. Trias	2	1	0	3
<b>7<sup>th</sup> District</b>	<b>8</b>	<b>3</b>	<b>1</b>	<b>12</b>
Amadeo	2	0	0	2
Indang	2	0	0	2
Tanza	2	2	0	4
Trece Martires City	2	1	1	4
<b>8<sup>th</sup> District</b>	<b>16</b>	<b>3</b>	<b>0</b>	<b>19</b>
Alfonso	2	0	0	2
General E. Aguinaldo	2	0	0	2
Magallanes	2	0	0	2
Maragondon	2	0	0	2
Mendez-Nuñez	2	0	0	2
Naic	2	1	0	3
Tagaytay City	2	2	0	4
Ternate	2	0	0	2
<b>Total</b>	<b>51</b>	<b>17</b>	<b>1</b>	<b>69</b>

Source: Cavite Provincial Police Office, Human Rights Division, Imus, Cavite, City/Municipal Police Stations, Provincial Jail, Bureau of Jail Management and Penology IV-A

For the year 2020, there are a total of 69 jails in the province, composed of one provincial jail, 17 BJMP-managed jail, and 51 lock-up cells. All cities and municipalities have at least one PNP-managed detention cell in their respective localities. BJMP stations are located

in Cavite City, City of Bacoor, City of Imus, City of Dasmariñas, Carmona, General Mariano Alvarez, Silang, City of General Trias, Tanza, City of Trece Martires, City of Tagaytay, and Naic.

Table 3.110 Jail Population by City/Municipality, Province of Cavite: 2020

City/Municipality	DETAINED						SENTENCED			Total		GRAND TOTAL
	MINOR		Sub Total	ADULT		Sub Total	ADULT		Sub Total	M	F	
	M	F		M	F		M	F				
Provincial Jail	0	0	0	438	62	500	16	2	18	454	64	518
<b>1<sup>st</sup> District</b>												
Cavite City	0	0	0	250	81	331	0	0	0	250	81	331
Kawit	0	0	0	127	27	154	0	0	0	127	27	154
Noveleta	0	0	0	60	6	66	0	0	0	60	6	66
Rosario	0	0	0	86	21	107	0	0	0	86	21	107
<b>2<sup>nd</sup> District</b>												
City of Bacoor	0	0	0	715	170	885	0	0	0	715	170	885
<b>3<sup>rd</sup> District</b>												
City of Imus	0	0	0	336	33	369	0	0	0	336	33	369
<b>4<sup>th</sup> District</b>												
City of Dasmariñas	0	0	0	542	148	690	0	0	0	542	148	690
<b>5<sup>th</sup> District</b>												
Carmona	3	0	3	199	47	246	0	0	0	202	47	249
General Mariano Alvarez	0	0	0	205	36	241	0	0	0	205	36	241
Silang	0	0	0	114	20	134	0	0	0	114	20	134
<b>6<sup>th</sup> District</b>												
City of General Trias	0	0	0	265	43	308	0	0	0	265	43	308
<b>7<sup>th</sup> District</b>												
Amadeo	0	0	0	29	2	31	0	0	0	29	2	31
Indang	0	0	0	57	4	61	0	0	0	57	4	61
Tanza	0	0	0	291	38	329	0	0	0	291	38	329
Trece Martires City	0	0	0	170	11	181	0	0	0	170	11	181
<b>8<sup>th</sup> District</b>												
Alfonso	0	0	0	54	5	59	0	0	0	54	5	59
General Emilio Aguinaldo	0	0	0	15	1	16	0	0	0	15	1	16
Magallanes	0	0	0	14	10	24	0	0	0	14	10	24
Maragondon	0	0	0	29	4	33	0	0	0	29	4	33
Mendez-Nuñez	0	0	0	14	1	15	0	0	0	14	1	15
Naic	0	0	0	106	13	119	0	0	0	106	13	119
Tagaytay City	0	0	0	54	0	54	0	0	0	54	0	54
Ternate	0	0	0	17	5	22	0	2	2	17	7	24
<b>Total</b>	<b>3</b>	<b>0</b>	<b>3</b>	<b>4,187</b>	<b>788</b>	<b>4,975</b>	<b>16</b>	<b>4</b>	<b>20</b>	<b>4,206</b>	<b>792</b>	<b>4,998</b>

Source: Cavite Provincial Police Office, Human Rights Division, Imus, Cavite, City/Municipal Police Stations, Provincial Jail

Based on the report from the PNP Human Rights Affairs Office (HRAO), Provincial Jail, and City/Municipal Police Stations, there were a total of 4,998 detainees in the province in December 2020. Bacoor CPS has the most number of detainees, with 885 or 17.71% of the total detainees. The Dasmariñas CPS follows, with 690 detainees, and the Provincial Jail with 518 detainees,

representing 13.81% and 10.36% of all prisoners in Cavite, respectively.

The data revealed that most detainees in the lock up cells are aged 26-32 years old, totaling 1,048 inmates, 876 male (83.59%) and 172 female (16.41%) inmates. The 33-39 age bracket follows with 1,041 prisoners, 870 male (83.57%) and 171 female (16.43%) inmates.

Table 3.111 Number of Inmates by Age Bracket and City/Municipality (Ages 17 & Below – 40-46), Province of Cavite: 2020

City/Municipality	17 & Below		18-25		26-32		33-39		40-46		Total Inmates
	Male	Female	Male	Female	Male	Female	Male	Female	Male	Female	
Provincial Jail	0	0	85	21	46	21	2	2	34	9	518
<b>1<sup>st</sup> District</b>											
Cavite City	0	0	30	6	31	9	54	22	80	25	331
Kawit	0	0	21	5	22	5	35	5	29	5	154
Noveleta	0	0	10	1	9	2	15	0	15	1	66
Rosario	0	0	20	4	19	7	18	5	14	5	107
<b>2<sup>nd</sup> District</b>											
City of Bacoor	0	0	138	38	178	34	157	44	133	30	885
<b>3<sup>rd</sup> District</b>											
City of Imus	0	0	55	5	67	9	69	9	69	5	369

City/Municipality	17 & Below		18-25		26-32		33-39		40-46		Total Inmates
	Male	Female	Male	Female	Male	Female	Male	Female	Male	Female	
<b>4<sup>th</sup> District</b>											
City of Dasmariñas	0	0	88	10	123	30	145	36	86	36	690
<b>5<sup>th</sup> District</b>											
Carmona	3	0	42	6	46	9	61	9	28	10	249
General Mariano Alvarez	0	0	39	11	53	8	49	5	40	8	241
Silang	0	0	22	7	31	2	25	4	20	2	134
<b>6<sup>th</sup> District</b>											
City of General Trias	0	0	48	7	61	9	70	8	45	7	308
<b>7<sup>th</sup> District</b>											
Amadeo	0	0	1	0	6	0	9	0	5	1	31
Indang	0	0	5	1	7	0	16	2	21	0	61
Tanza	0	0	0	4	64	5	35	11	65	10	329
Trece Martires City	0	0	49	1	35	2	36	4	35	2	181
<b>8<sup>th</sup> District</b>											
Alfonso	0	0	7	0	12	4	14	0	11	1	59
General Emilio Aguinaldo	0	0	1	0	5	1	4	0	2	0	16
Magallanes	0	0	7	0	2	8	1	2	3	0	24
Maragondon	0	0	2	1	6	1	7	1	9	1	33
Mendez-Nuñez	0	0	1	0	1	0	6	0	2	0	15
Naic	0	0	16	2	35	4	20	2	14	3	119
Tagaytay City	0	0	7	0	11	0	21	0	8	0	54
Ternate	0	0	4	2	6	2	1	0	3	2	24
<b>Total</b>	<b>3</b>	<b>0</b>	<b>698</b>	<b>132</b>	<b>876</b>	<b>172</b>	<b>870</b>	<b>171</b>	<b>771</b>	<b>163</b>	<b>4,998</b>

Source: Cavite Provincial Police Office, Human Rights Division, Imus, Cavite, City/Municipal Police Stations, Provincial Jail

**Table 3.112 Number of Inmates by Age Bracket and City/Municipality (Ages 47-53 – 71 & Above), Province of Cavite: 2020**

City/Municipality	47-53		54-59		60-65		66-70		71 & Above		Total Inmates
	Male	Female	Male	Female	Male	Female	Male	Female	Male	Female	
Provincial Jail	65	9	75	2	69	0	75	0	3	0	518
<b>1<sup>st</sup> District</b>											
Cavite City	33	8	18	7	3	2	1	1	0	1	331
Kawit	10	7	10	0	0	0	0	0	0	0	154
Noveleta	6	2	2	0	2	0	1	0	0	0	66
Rosario	13	0	2	0	0	0	0	0	0	0	107
<b>2<sup>nd</sup> District</b>											
City of Bacoor	73	11	26	6	11	1	4	1	0	0	885
<b>3<sup>rd</sup> District</b>											
City of Imus	45	5	22	0	9	0	0	0	0	0	369
<b>4<sup>th</sup> District</b>											
City of Dasmariñas	45	19	52	17	3	0	0	0	0	0	690
<b>5<sup>th</sup> District</b>											
Carmona	14	6	5	3	3	4	0	0	0	0	249
General Mariano Alvarez	17	3	6	0	1	1	0	0	0	0	241
Silang	10	4	6	1	0	0	0	0	0	0	134
<b>6<sup>th</sup> District</b>											
City of General Trias	30	4	11	1	6	0	1	0	0	0	308
<b>7<sup>th</sup> District</b>											
Amadeo	3	1	3	0	2	0	0	0	0	0	31
Indang	7	0	1	0	0	1	0	0	0	0	61
Tanza	62	5	38	2	20	1	7	0	0	0	329
Trece Martires City	9	2	4	0	1	0	1	0	0	0	181
<b>8<sup>th</sup> District</b>											
Alfonso	6	0	3	0	1	0	0	0	0	0	59
General Emilio Aguinaldo	1	0	1	0	0	0	1	0	0	0	16
Magallanes	0	0	1	0	0	0	0	0	0	0	24
Maragondon	2	0	3	0	0	0	0	0	0	0	33
Mendez-Nuñez	2	0	1	1	1	0	0	0	0	0	15
Naic	13	1	7	1	0	0	1	0	0	0	119
Tagaytay City	4	0	3	0	0	0	0	0	0	0	54
Ternate	2	1	0	0	0	0	1	0	0	0	24
<b>Total</b>	<b>472</b>	<b>88</b>	<b>300</b>	<b>41</b>	<b>132</b>	<b>10</b>	<b>93</b>	<b>2</b>	<b>3</b>	<b>1</b>	<b>4,998</b>

Source: Cavite Provincial Police Office, Human Rights Division, Imus, Cavite, City/Municipal Police Stations, Provincial Jail

Article II of the 1987 Philippine Constitution states that the state values human dignity and guarantees full respect for human rights. It underscores that all people are born with human dignity and inherent rights, and that no one loses their dignity and these rights regardless of what they may have done. This policy of the state applies particularly to the treatment of prisoners and detainees under the

correctional system. Though prisoners are still endowed with the same basic rights as everyone else, in common parlance, these rights are inherent in every individual, without which they cannot live as human beings. In 2020, only one area was able to comply with the standard cell area for the detainees, which is 4.7 square meters per inmate. These include only the municipality of Indang.

However, Cavite jails are over-congested, which needs to be addressed.

There is a total of 392 persons deprived of liberty (PDLs) escorted by the City/Municipality for the year 2020. The 276 inmates (226 males and 50 females) were escorted to

court hearings, 64 inmates (58 males and 6 females) to the hospital, 52 inmates (44 males and 8 females) were escorted to other matters, and 565 inmates (448 males and 117 females) to attend their hearings through video teleconferencing.

**Table 3.113 Jail Congestion by City/Municipality, Province of Cavite: 2020**

City/Municipality	Floor Area (sq.m.)	Cell Area (sq.m.)	Ideal Capacity	Jail Population	Excess Population	% of Congestion
Provincial Jail	1,500.00	133.00	28.30	518	489.70	1,730.53
<b>1<sup>st</sup> District</b>						
Cavite City	260.00	80.00	17.02	331	313.98	1,844.63
Kawit	250.00	80.00	17.02	154	136.98	804.75
Noveleta	31.10	31.10	6.62	66	59.38	897.43
Rosario	20.00	20.00	4.26	107	102.74	2,414.50
<b>2<sup>nd</sup> District</b>						
City of Bacoor	370.00	265.00	56.38	885	828.62	1,469.62
<b>3<sup>rd</sup> District</b>						
City of Imus	42.00	15.00	3.19	369	365.81	11,462.00
<b>4<sup>th</sup> District</b>						
City of Dasmariñas	94.00	49.00	10.43	690	679.57	6,518.37
<b>5<sup>th</sup> District</b>						
Carmona	383.80	8.00	1.70	249	247.30	14,528.75
General Mariano Alvarez	208.68	208.68	44.40	241	196.60	442.79
Silang	16.00	16.00	3.40	134	130.60	3,836.25
<b>6<sup>th</sup> District</b>						
City of General Trias	408.99	317.05	67.46	308	240.54	356.58
<b>7<sup>th</sup> District</b>						
Amadeo	600.00	40.00	8.51	31	22.49	264.25
Indang	400.00	900.00	191.49	61	-130.49	-68.14
Tanza	108.00	216.00	45.96	329	283.04	615.88
Trece Martires City	131.40	109.98	23.40	181	157.60	673.50
<b>8<sup>th</sup> District</b>						
Alfonso	280.00	32.00	6.81	59	52.19	766.56
General Emilio Aguinaldo	150.00	25.00	5.32	16	10.68	200.80
Magallanes	80.00	16.00	3.40	24	20.60	605.00
Maragondon	96.00	17.12	3.64	33	29.36	805.96
Mendez-Nuñez	23.00	23.00	4.89	15	10.11	206.52
Naic	400.00	400.00	85.11	119	33.89	39.83
Tagaytay City	88.00	88.00	18.72	54	35.28	188.41
Ternate	65.52	65.52	13.94	24	10.06	72.16
<b>Total</b>	<b>6,006.49</b>	<b>3,155.45</b>	<b>671.37</b>	<b>4,998</b>	<b>4,326.63</b>	<b>644.45</b>

Source: Cavite Provincial Police Office, Human Rights Division, Imus, Cavite, City/Municipal Police Stations, Provincial Jail

**Table 3.114 Number of Persons Deprived of Liberty Escorted by City/Municipality, 2020**

City/Municipality	Court Hearings		Hospital		Others		Total PDLs			Hearing thru Video Conferencing	
	Male	Female	Male	Female	Male	Female	Male	Female	Total	Male	Female
Provincial Jail	1	1	27	1	16	5	44	7	51	0	0
<b>1<sup>st</sup> District</b>											
Cavite City	10	6	2	3	3	2	15	11	26	10	8
Kawit	0	0	0	0	0	0	0	0	0	20	15
Noveleta	6	1	0	0	0	0	6	1	7	6	1
Rosario	0	0	0	0	0	0	0	0	0	0	0
<b>2<sup>nd</sup> District</b>											
City of Bacoor	0	0	0	0	0	0	0	0	0	78	18
<b>3<sup>rd</sup> District</b>											
City of Imus	0	0	0	0	0	0	0	0	0	6	6
<b>4<sup>th</sup> District</b>											
City of Dasmariñas	0	0	0	0	0	0	0	0	0	15	5
<b>5<sup>th</sup> District</b>											
Carmona	0	0	0	0	0	0	0	0	0	0	0
General Mariano Alvarez	0	0	0	0	0	0	0	0	0	0	0
Silang	0	0	0	0	0	0	0	0	0	114	20
<b>6<sup>th</sup> District</b>											
City of General Trias	185	37	0	0	0	0	185	37	222	115	29
<b>7<sup>th</sup> District</b>											
Amadeo	0	0	29	2	25	1	54	3	57	10	0
Indang	10	1	0	0	0	0	10	1	11	10	1
Tanza	0	0	0	0	0	0	0	0	0	0	0
Trece Martires City	0	0	0	0	0	0	0	0	0	25	5

City/Municipality	Court Hearings		Hospital		Others		Total PDLs			Hearing thru Video Conferencing	
	Male	Female	Male	Female	Male	Female	Male	Female	Total	Male	Female
<b>8<sup>th</sup> District</b>											
Alfonso	4	0	0	0	0	0	4	0	4	4	0
General Emilio Aguinaldo	0	0	0	0	0	0	0	0	0	15	1
Magallanes	0	0	0	0	0	0	0	0	0	5	2
Maragondon	0	0	0	0	0	0	0	0	0	0	0
Mendez-Nuñez	0	0	0	0	0	0	0	0	0	0	0
Naic	10	4	0	0	0	0	10	4	14	12	6
Tagaytay City	0	0	0	0	0	0	0	0	0	0	0
Ternate	0	0	0	0	0	0	0	0	0	3	0
<b>Total</b>	<b>226</b>	<b>50</b>	<b>58</b>	<b>6</b>	<b>44</b>	<b>8</b>	<b>328</b>	<b>64</b>	<b>392</b>	<b>448</b>	<b>117</b>

Source: Cavite Provincial Police Office, Human Rights Division, Imus, Cavite, City/Municipal Police Stations, Provincial Jail

To continuously keep the lock-up cells organized and secured, it needs to have its personnel to maintain the peace and order in the lock-up cells in the province. There are a total of 184 personnel in the lock-up cells in the province of Cavite, 112 custodial personnel (92 males and 20 females) and 72 escort personnel (65 males and 7 females).

Also, an average of 95 inmates were escorted per day to the lock-up cells by the City/Municipality in the Province of Cavite in 2020. This is alarming, especially in the Provincial Jail, with an average of 79 inmates per day, which may affect the basic rights of a human being in terms of cell congestion.

**Table 3.115 Number of Custodial and Escort Personnel and Average Number of Inmates Escorted per Day by City/Municipality, Province of Cavite: 2020**

City/Municipality	Custodial			Escorts			Total Personnel	Average Number of Inmates Escorted
	Male	Female	Total	Male	Female	Total		
Provincial Jail	24	14	38	30	0	30	68	79
<b>1<sup>st</sup> District</b>								
Cavite City	3	1	4	5	2	7	11	1
Kawit	2	0	2	3	0	3	5	0
Noveleta	2	0	2	2	0	2	4	1
Rosario	2	1	3	0	0	0	3	0
<b>2<sup>nd</sup> District</b>								
City of Bacoor	8	0	8	0	0	0	8	0
<b>3<sup>rd</sup> District</b>								
City of Imus	0	0	0	0	0	0	0	0
<b>4<sup>th</sup> District</b>								
City of Dasmariñas	15	0	15	0	0	0	15	0
<b>5<sup>th</sup> District</b>								
Carmona	0	0	0	0	0	0	0	0
General Mariano Alvarez	2	2	4	0	0	0	4	0
Silang	4	0	4	2	0	2	6	0
<b>6<sup>th</sup> District</b>								
City of General Trias	5	1	6	5	1	6	12	10
<b>7<sup>th</sup> District</b>								
Amadeo	2	0	2	0	0	0	2	1
Indang	1	1	2	2	0	2	4	0
Tanza	2	0	2	0	0	0	2	0
Trece Martires City	3	0	3	4	4	8	11	0
<b>8<sup>th</sup> District</b>								
Alfonso	2	0	2	0	0	0	2	0
General Emilio Aguinaldo	2	0	2	2	0	2	4	1
Magallanes	2	0	2	0	0	0	2	0
Maragondon	2	0	2	4	0	4	6	0
Mendez-Nuñez	2	0	2	0	0	0	2	0
Naic	2	0	2	2	0	2	4	1
Tagaytay City	3	0	3	0	0	0	3	0
Ternate	2	0	2	4	0	4	6	1
<b>Total</b>	<b>92</b>	<b>20</b>	<b>112</b>	<b>65</b>	<b>7</b>	<b>72</b>	<b>184</b>	<b>95</b>

Source: Cavite Provincial Police Office, Human Rights Division, Imus, Cavite, City/Municipal Police Stations, Provincial Jail

Based on the report from the Bureau of Jail Management and Penology – Cavite Administrator's Office, there were a total of 8,689 detainees in the province in December 2020. Bacoor City Jail - MD has the largest number of detainees, with 1,397, or 16.08% of the total detainees. The Dasmariñas City Jail - MD follows, with 1,274 detainees, and Gen. Trias City Jail with 898 detainees, representing

14.66% and 10.33% of all prisoners in BJMP-Cavite, respectively.

The data revealed that most detainees in the BJMP cells are aged 33-39 years old, totaling 1,915 inmates, 1,621 males (84.65%) and 294 females (15.35%) inmates. The 26-32 age bracket follows with 1,820 prisoners, 1,602 males (88.02%) and 218 females (11.98%) inmates.



Article II of the 1987 Philippine Constitution states that the state values human dignity and guarantees full respect for human rights. It underscores that all people are born with human dignity and inherent rights, and that no one loses their dignity and these rights regardless of what they may have done. This policy of the state applies particularly to the treatment of prisoners and detainees under the correctional system. Though prisoners are still endowed with the same basic rights as everyone else, in common parlance, these rights are inherent in every individual, without which they cannot live as human beings. In 2020, only one area was able to comply with the standard cell area for the detainees, which is 4.7 square meters per

inmate. These include only the City of Tagaytay Jail's Female Dormitory. However, Cavite jails are over-congested, which needs to be addressed.

There are a total of 789 PDLs Escorted by Bureau of Jail Management and Penology - Cavite for the year 2020. 689 inmates (646 males and 43 females) were escorted to court hearings, 63 inmates (59 males and 4 females) where escorted to hospital, and 37 inmates (33 males and 4 females) where escorted to other matters. 978 inmates (857 males and 121 females) were escorted to attend their hearings through video teleconferencing.

**Table 3.116 Jail Population in Bureau of Jail Management and Penology – Cavite, 2020**

Name of Jail	Detained					Sentenced ADULT			Total Jail Population		
	MINOR Male	MINOR Female	ADULT Male	ADULT Female	Total	Male	Female	Total	Male	Female	Total
<b>District Jails</b>											
Cavite City District Jail	0	0	418	65	483	0	0	0	418	65	483
<b>City Jails</b>											
Bacoor City Jail - MD	0	0	1,261	0	1,261	136	0	136	1,397	0	1,397
Bacoor City Jail - FD	0	0	0	304	304	0	0	0	0	304	304
Dasmariñas City Jail - MD	0	0	986	0	986	288	0	288	1,274	0	1,274
Dasmariñas City Jail - FD	0	2	0	124	126	0	36	36	0	162	162
General Trias City Jail	0	0	754	58	812	51	35	86	805	93	898
Imus City Jail - MD	0	0	781	0	781	8	0	8	789	0	789
Imus City Jail - FD	0	0	0	117	117	0	18	18	0	135	135
Tagaytay City Jail - MD	0	0	442	0	442	37	0	37	479	0	479
Tagaytay City Jail - FD	0	0	0	58	58	0	0	0	0	58	58
Trece Martirez City Jail	0	0	332	25	357	0	0	0	332	25	357
<b>Municipal Jails</b>											
Carmona Municipal Jail	0	0	171	23	194	68	8	76	239	31	270
Gen. M. Alvarez Municipal Jail	0	0	469	69	538	80	8	88	549	77	626
Naic Municipal Jail	0	0	324	34	358	91	9	100	415	43	458
Silang Municipal Jail	0	0	406	0	406	4	0	4	410	0	410
Tanza Municipal Jail - MD	0	0	294	0	294	168	0	168	462	0	462
Tanza Municipal Jail - FD	0	0	0	127	127	0	0	0	0	127	127
<b>Total</b>	<b>0</b>	<b>2</b>	<b>6,638</b>	<b>1,004</b>	<b>7,644</b>	<b>931</b>	<b>114</b>	<b>1,045</b>	<b>7,569</b>	<b>1,120</b>	<b>8,689</b>

Source: Bureau of Jail Management and Penology - Cavite Provincial Administrator's Office, Dasmariñas, Cavite

**Table 3.117 Number of Inmates by Age Bracket in Bureau of Jail Management and Penology – Cavite (Ages 17 & Below – 40-46), 2020**

Name of Jail	17 & Below		18-25		26-32		33-39		40-46		Total Inmates
	Male	Female	Male	Female	Male	Female	Male	Female	Male	Female	
<b>District Jails</b>											
Cavite City District Jail	0	0	48	10	51	11	63	17	109	10	483
<b>City Jails</b>											
Bacoor City Jail - MD	0	0	265	0	344	0	326	0	256	0	1,397
Bacoor City Jail - FD	0	0	0	43	0	58	0	77	0	62	304
Dasmariñas City Jail - MD	0	0	218	0	273	0	315	0	246	0	1,274
Dasmariñas City Jail - FD	0	2	0	41	0	40	0	25	0	23	162
General Trias City Jail	0	0	124	17	253	20	197	19	105	20	898
Imus City Jail - MD	0	0	76	0	116	0	109	0	154	0	789
Imus City Jail - FD	0	0	0	12	0	20	0	49	0	25	135
Tagaytay City Jail - MD	0	0	104	0	88	0	108	0	89	0	479
Tagaytay City Jail - FD	0	0	0	9	0	14	0	14	0	9	58
Trece Martirez City Jail	0	0	98	2	65	4	79	12	53	6	357
<b>Municipal Jails</b>											
Carmona Municipal Jail	0	0	55	5	57	11	64	5	33	4	270
Gen. M. Alvarez Municipal Jail	0	0	64	9	103	12	104	27	182	8	626
Naic Municipal Jail	0	0	65	8	82	7	58	10	83	11	458
Silang Municipal Jail	0	0	79	0	85	0	93	0	75	0	410
Tanza Municipal Jail - MD	0	0	69	0	85	0	105	0	97	0	462
Tanza Municipal Jail - FD	0	0	0	19	0	21	0	39	0	23	127
<b>Total</b>	<b>0</b>	<b>2</b>	<b>1,265</b>	<b>175</b>	<b>1,602</b>	<b>218</b>	<b>1,621</b>	<b>294</b>	<b>1,482</b>	<b>201</b>	<b>8,689</b>

Source: Bureau of Jail Management and Penology - Cavite Provincial Administrator's Office, Dasmariñas, Cavite

Table 3.118 Number of Inmates by Age Bracket in Bureau of Jail Management and Penology – Cavite (Ages 47-53 &amp; 71 &amp; Above), 2020

Name of Jail	47-53		54-59		60-65		66-70		71 & Above		Total Inmates
	Male	Female	Male	Female	Male	Female	Male	Female	Male	Female	
<b>District Jails</b>											
Cavite City District Jail	55	5	52	9	27	0	12	3	1	0	483
<b>City Jails</b>											
Bacoor City Jail - MD	143	0	47	0	14	0	1	0	1	0	1,397
Bacoor City Jail - FD	0	46	0	11	0	3	0	2	0	2	304
Dasmariñas City Jail - MD	131	0	55	0	25	0	11	0	0	0	1,274
Dasmariñas City Jail - FD	0	20	0	6	0	5	0	0	0	0	162
General Trias City Jail	68	11	36	5	20	1	1	0	1	0	898
Imus City Jail - MD	152	0	101	0	53	0	27	0	1	0	789
Imus City Jail - FD	0	19	0	5	0	3	0	2	0	0	135
Tagaytay City Jail - MD	50	0	32	0	2	0	6	0	0	0	479
Tagaytay City Jail - FD	0	9	0	2	0	1	0	0	0	0	58
Trece Martires City Jail	25	1	1	0	7	0	2	0	2	0	357
<b>Municipal Jails</b>											
Carmona Municipal Jail	21	4	4	1	4	1	0	0	1	0	270
Gen. M. Alvarez Municipal Jail	64	14	23	4	9	3	0	0	0	0	626
Naic Municipal Jail	56	4	44	0	13	3	13	0	1	0	458
Silang Municipal Jail	38	0	33	0	6	0	1	0	0	0	410
Tanza Municipal Jail - MD	65	0	31	0	7	0	2	0	1	0	462
Tanza Municipal Jail - FD	0	20	0	2	0	3	0	0	0	0	127
<b>Total</b>	<b>868</b>	<b>153</b>	<b>459</b>	<b>45</b>	<b>187</b>	<b>23</b>	<b>76</b>	<b>7</b>	<b>9</b>	<b>2</b>	<b>8,689</b>

Source: Bureau of Jail Management and Penology - Cavite Provincial Administrator's Office, Dasmariñas, Cavite

Table 3.119 Jail Congestion in Bureau of Jail Management and Penology – Cavite, 2020

Name of Jail	Floor Area (sq.m)	Cell Area (sq.m)	Ideal Capacity 4.7 sq. m.	Jail Population	Excess Population	% of Congestion
<b>District Jails</b>						
Cavite City District Jail	290.00	240.00	51	483	432	846%
<b>City Jails</b>						
Bacoor City Jail - MD	3,078.00	1,920.00	409	1,397	988	242%
Bacoor City Jail - FD	1,026.00	576.00	123	304	181	148%
Dasmariñas City Jail - MD	987.00	510.00	109	1,274	1,165	1074%
Dasmariñas City Jail - FD	144.00	52.00	11	162	151	1364%
General Trias City Jail	1,365.00	46.00	10	898	888	9075%
Imus City Jail - MD	1,920.00	1,600.00	340	789	449	132%
Imus City Jail - FD	160.00	120.00	26	135	109	429%
Tagaytay City Jail - MD	118.00	330.00	70	479	409	582%
Tagaytay City Jail - FD	400.00	324.00	69	58	-11	-16%
Trece Martires City Jail	768.00	288.00	61	357	296	483%
<b>Municipal Jails</b>						
Carmona Municipal Jail	322.50	86.31	18	270	252	1370%
General Mariano Alvarez Municipal Jail	184.00	147.00	31	626	595	1901%
Naic Municipal Jail	180.00	816.64	174	458	284	164%
Silang Municipal Jail	175.00	175.00	37	410	373	1001%
Tanza Municipal Jail - MD	1,026.00	160.00	34	462	428	1257%
Tanza Municipal Jail - FD	349.00	172.00	37	127	90	247%
<b>Total</b>	<b>12,492.50</b>	<b>7,562.95</b>	<b>1,609.14</b>	<b>8,689</b>	<b>7,079.86</b>	<b>440%</b>

Source: Bureau of Jail Management and Penology - Cavite Provincial Administrator's Office, Dasmariñas, Cavite

Table 3.120 Number of Persons Deprived of Liberty Escorted in Bureau of Jail Management and Penology – Cavite, 2020

Name of Jail	COURT HEARINGS		HOSPITAL		OTHERS		TOTAL		GRAND TOTAL	No. of PDL with Hearing thru Video Conferencing	
	M	F	M	F	M	F	M	F		M	F
<b>District Jails</b>											
Cavite City District Jail	0	0	1	0	0	0	1	0	1	51	11
<b>City Jails</b>											
Bacoor City Jail - MD	0	0	0	0	0	0	0	0	0	177	0
Bacoor City Jail - FD	0	0	0	0	0	0	0	0	0	0	20
Dasmariñas City Jail - MD	525	0	42	0	0	0	567	0	567	208	0
Dasmariñas City Jail - FD	0	40	0	0	0	0	0	40	40	0	40
Gen. Trias City Jail	32	1	5	2	0	0	37	3	40	32	1
Imus City Jail - MD	69	0	0	0	0	0	69	0	69	69	0
Imus City Jail - FD	0	0	0	1	0	0	0	1	1	0	16
Tagaytay City Jail - MD	0	0	4	0	6	0	10	0	10	79	0
Tagaytay City Jail - FD	0	0	0	0	0	4	0	4	4	0	13
Trece Martires City Jail	2	1	0	0	0	0	2	1	3	16	3
<b>Municipal Jails</b>											
Carmona Municipal Jail	0	0	3	0	0	0	3	0	3	43	3
Gen. M. Alvarez Municipal Jail	18	1	1	1	0	0	19	2	21	45	6

Name of Jail	COURT HEARINGS		HOSPITAL		OTHERS		TOTAL		GRAND TOTAL	No. of PDL with Hearing thru Video Conferencing	
	M	F	M	F	M	F	M	F		M	F
Naic Municipal Jail	0	0	1	0	0	0	1	0	1	50	8
Silang Municipal Jail	0	0	1	0	27	0	28	0	28	36	0
Tanza Municipal Jail - MD	0	0	1	0	0	0	1	0	1	51	0
Tanza Municipal Jail - FD	0	0	0	0	0	0	0	0	0	0	0
<b>Total</b>	<b>646</b>	<b>43</b>	<b>59</b>	<b>4</b>	<b>33</b>	<b>4</b>	<b>738</b>	<b>51</b>	<b>789</b>	<b>857</b>	<b>121</b>

Source: Bureau of Jail Management and Penology, Cavite Provincial Administrator's Office, Dasmariñas, Cavite; IV-A

To continuously keep the (BJMP-managed) cells organized and secured, it needs to have its personnel to maintain the peace and order in the cells in the province. There are a total of 256 personnel in the BJMP cells in the province of Cavite, 177 custodial personnel (142 males and 35 females) and 79 escort personnel (55 males and 24 females).

Also, an average of 97 inmates were escorted per day to the BJMP cells in the Province of Cavite in 2020. This is alarming, especially in the Tanza Municipal Jail – Male Dormitory with an average of 25 inmates per day, which may affect the basic rights of a human being in terms of cell congestion.

**Table 3.121 Number of Custodial and Escort Personnel in Bureau of Jail Management and Penology – Cavite, 2020**

Name of Jail	Custodial			Escorts			Total Personnel	Average Number of Inmates Escorted
	Male	Female	Total	Male	Female	Total		
<b>District Jails</b>								
Cavite City District Jail	14	4	18	5	1	6	24	20
<b>City Jails</b>								
Bacoor City Jail - MD	9	0	9	6	0	6	15	0
Bacoor City Jail - FD	0	9	9	0	4	4	13	0
Dasmariñas City Jail - MD	20	0	20	6	0	6	26	2
Dasmariñas City Jail - FD	0	3	3	0	4	4	7	0
Gen. Trias City Jail	10	2	12	5	1	6	18	2
Imus City Jail - MD	22	0	22	5	0	5	27	3
Imus City Jail - FD	0	5	5	2	4	6	11	0
Tagaytay City Jail - MD	4	0	4	4	0	4	8	10
Tagaytay City Jail FD	0	6	6	0	2	2	8	4
Trece Martirez City Jail	12	0	12	2	1	3	15	15
<b>Municipal Jails</b>								
Carmona Municipal Jail	9	0	9	2	1	3	12	1
Gen. M. Alvarez Municipal Jail	12	0	12	4	2	6	18	0
Naic Municipal Jail	11	0	11	5	1	6	17	1
Silang Municipal Jail	6	0	6	4	0	4	10	9
Tanza Municipal Jail - MD	13	0	13	4	0	4	17	25
Tanza Municipal Jail - FD	0	6	6	1	3	4	10	5
<b>Total</b>	<b>142</b>	<b>35</b>	<b>177</b>	<b>55</b>	<b>24</b>	<b>79</b>	<b>256</b>	<b>97</b>

Source: Bureau of Jail Management and Penology, Cavite Provincial Administrator's Office, Dasmariñas, Cavite