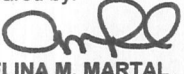




STATEMENT OF RECEIPTS AND EXPENDITURES
2021
Province of Cavite

Particulars (1)	Account Code (PGCA)	Actual Year	Current Year			Budget Year
			First Semester	Second Semester	Total	
RECEIPTS			5,888,849,340.08		5,888,849,340.08	
I. Beginning Cash Balance						
II. Receipts						
A. Local Sources						
1. Tax Revenue						
a. Real Property Tax (RPT)						
i. Basic RPT			143,893,812.46	65,084,619.04	208,978,431.50	145,000,000.00
ii. Special Education Fund			204,135,210.90	78,674,715.78	282,809,926.68	207,000,000.00
b. Business Tax			72,142,593.22	21,856,054.99	93,998,648.21	87,350,000.00
c. Other Local Taxes			100,745,242.68	119,965,586.45	220,710,829.13	109,600,000.00
Total Tax Revenue			520,916,859.26	285,580,976.26	806,497,835.52	548,950,000.00
2. Non Tax Revenue						
a. Regulatory Fees			1,514,662.50	2,474,184.00	3,988,846.50	1,500,000.00
b. Service/User Charges			38,882,218.29	62,371,377.69	101,253,595.98	78,400,000.00
c. Receipts from Economic Enterprise						
d. Other Receipts			686,486.71	2,462,460.92	3,148,947.63	3,042,562.00
Total Non Tax Revenue			41,083,367.50	67,308,022.61	108,391,390.11	82,942,562.00
Total Local Sources			562,000,226.76	352,888,998.87	914,889,225.63	631,892,562.00
B. External Sources						
1. Internal Revenue Allotment			2,212,553,719.02	2,212,553,719.02	4,425,107,438.04	4,425,107,438.00
2. Share from GOCCs (PAGCOR and PCSO)				3,442,892.41	3,442,892.41	
3. Other Shares from National Tax Collection						
a. Share from Ecozone						
b. Share from EVAT						
c. Share from National Wealth						
d. Share from Tobacco Excise Tax						
4. National Government Transfer						
5. Inter-Local Transfer						
6. Extraordinary Receipts / Grants / Donation / Aids					-	
Total External Sources			2,212,553,719.02	2,215,996,611.43	4,428,550,330.45	4,425,107,438.00
C. Non-Income Receipts						
1. Capital Investment Receipts						
a. Proceeds from Sale of Assets						
b. Proceeds from Sale of Debt Securities of Other Entities						
c. Collection of Loans Receivables						
Total Capital Investment Receipts						
2. Receipts from Loans and Borrowings						
a. Acquisition of Loans				298,022,498.74	298,022,498.74	
b. Issuance of Bonds						
Total Receipts from Loans and Borrowings						
3. Other Non-Income Receipt				157,073,372.61	157,073,372.61	
Total Non-Income Receipts				455,095,871.35	455,095,871.35	
Total Receipts			2,774,553,945.78	2,568,885,610.30	5,798,535,427.43	5,057,000,000.00
EXPENDITURES						
I. General Fund						
a. General Services			482,314,708.49	1,255,831,489.05	1,738,146,197.54	2,764,196,293.00
b. Economic Services			118,520,981.96	237,423,561.81	355,944,543.77	2,894,097,634.00
c. Social Services			329,969,440.33	649,121,493.63	979,090,933.96	2,496,944,073.00
d. Debt Services			6,391,581.56	10,135,921.97	16,527,503.53	80,290,566.00
e. Accounts Payable			1,288,722,279.33	3,758,700.00	1,292,480,979.33	
f. Continuing appropriations			290,038,491.87	164,009,695.00	454,048,186.87	476,000,000.00
II. Special Education Fund			87,156,055.43	38,894,402.69	126,050,458.12	268,734,199.00
III. Trust Fund from National Government Transfers						
Total Expenditures			2,603,113,538.97	2,359,175,264.15	4,962,288,803.12	8,980,262,765.00
Ending Cash Balance			6,060,289,746.89	209,710,346.15	6,725,095,964.39	


Prepared by:


ADELINA M. MARTAL
Local Treasurer


LAURO D. MONZON
Local Accountant


MA. DULCE L. TANGCO
Local Budget Officer

Approved by:


JUANITO VICTOR C. REMULLA
Local Chief Executive