

Chapter 3: Population and Social Profile

Population Size and Growth Rate

Human resources are the people who make up the workforce of an organization. People are considered a resource due to their skills, demands, and capacities to create and utilize other resources.

A population is a group of specific inhabitants in an area. It largely contributes to the development of their surroundings. On the other hand, demography is the science of population that seeks to understand population dynamics by investigating births, deaths, aging, migration, or even the incidence of disease. It illustrates the changing structure of human populations.

Cavite has unique demographic characteristics. The trends of the population are affected by the uniqueness of Cavite itself. The diversity of the population is very varied and considered to be the province's strength.

The people of Cavite live by its historic character as revolutionaries. It has become a natural norm for the Caviteños to become innovative and pioneering in different fields. As nation builders, many prominent personalities of the province led the country in various posts.

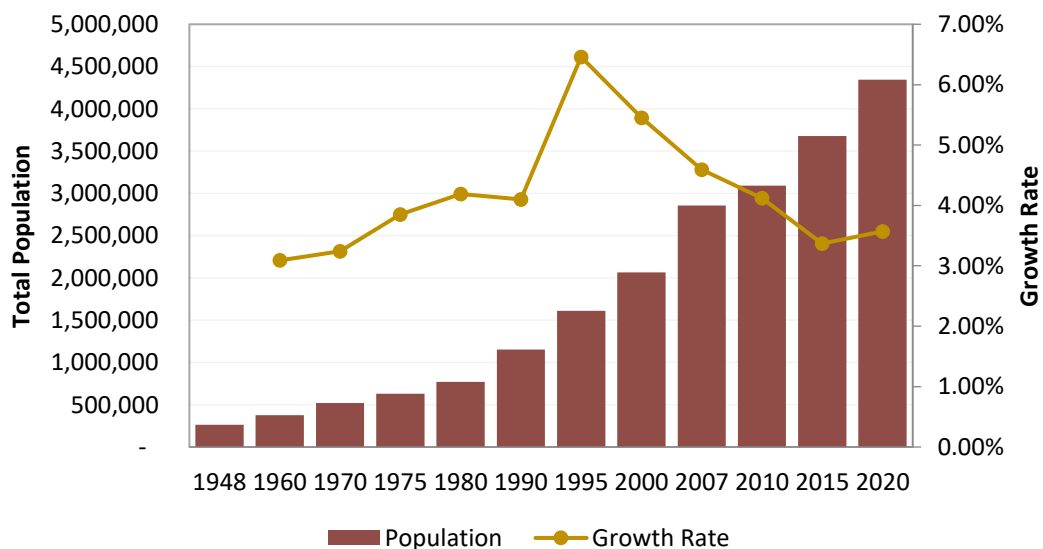
Total Population

For the past years, Cavite became a significant powerhouse in the country, contributing to its development. Even in terms of population, Cavite is considered one of the largest and fastest-growing provinces. The population of the province has noticeably increased in the past decades. It has a total population of 262,550 in 1948, wherein Cavite City is the most populated area with a population of 35,502 while the municipality of Ternate is the least populated, with a total of 2,383 individuals. In 1960, the population grew by 3.09 percent from 1948, totaling 378,138. The population doubled in 1975, wherein Cavite City remained

the most populated with a total population of 82,456. The municipality of General Emilio Aguinaldo is the least with 9,571 individuals. However, in 1980, Bacoor supplanted Cavite City as the most populated area in the province, with a population of 90,364. In the 2000s, the City of Dasmariñas replaced the City of Bacoor as the most populated area in the province with a population of 379,520 in 2000, 575,817 in 2010, 659,019 in 2015, and 703,141 in 2020. The increase in population in these areas was attributed to the rapid industrialization in the region, generating massive direct and indirect employment and the relocation of informal settlers in its resettlement areas. The municipality of General Emilio Aguinaldo has been perennially the least populated municipality in the province, as evidenced by its population from the census years 1975 to 2020.

As of 2020, Cavite has a total population of 4,344,829, making it the most populous province. The population of Cavite was higher by 666,528 individuals compared with the 2015 count of 3,678,301. There is also an increase of about 36 persons added by year per 1,000 persons in the population. By comparison, the rate at which the province's population grew during the periods 2010-2015 and 2015-2020 went up to 3.57 from 3.37.

The City of Dasmariñas remains to have the highest population in the province, accounting for 16.18 percent of the population, followed by the City of Bacoor (15.30%), the City of Imus (11.43%), the City of General Trias (10.37%) and the municipality of Tanza (7.18%). The aggregated population of these cities and municipality comprised more than half (60.46%) of the provincial population, while the remaining 18 localities represent the remaining percentage. The province's least populous area is now the Municipality of Magallanes, which totals 0.55% of the population.



Source: Philippine Statistics Authority: Censuses

Figure 3.1 Historical Growth of Population, Province of Cavite: Census Years 1948 to 2020

Table 3.1 Population by City/Municipality, Province of Cavite: 2010, 2015, 2020

City/Municipality	Population		
	2010	2015	2020
1st District	313,260	342,824	368,468
Cavite City	101,120	102,806	100,674
Kawit	78,209	83,466	107,535
Noveleta	41,678	45,846	49,452
Rosario	92,253	110,706	110,807
2nd District	520,216	600,609	664,625
City of Bacoor	520,216	600,609	664,625
3rd District	301,624	403,785	496,794
City of Imus	301,624	403,785	496,794
4th District	575,817	659,019	703,141
City of Dasmariñas	575,817	659,019	703,141
5th District	427,016	500,785	574,333
Carmona	74,986	97,557	106,256
General Mariano Alvarez	138,540	155,143	172,433
Silang	213,490	248,085	295,644
6th District	243,322	314,303	450,583
City of General Trias	243,322	314,303	450,583
7th District	388,801	485,149	633,219
Amadeo	33,457	37,649	41,901
Indang	62,030	65,599	68,699
Tanza	188,755	226,188	312,116
Trece Martires City	104,559	155,713	210,503
8th District	320,635	371,827	453,666
Alfonso	48,567	51,839	59,306
General Emilio Aguinaldo	17,507	22,220	23,973
Magallanes	21,231	22,727	23,851
Maragondon	35,289	37,720	40,687
Mendez - Nuñez	28,570	31,529	34,879
Naic	88,144	111,454	160,987
Tagaytay City	62,030	71,181	85,330
Ternate	19,297	23,157	24,653
Total	3,090,691	3,678,301	4,344,829

Source: Philippine Statistics Authority: 2010, 2015, and 2020 Censuses

The developed cities and municipalities have the highest contribution to Cavite's population, while the lowest population can be found in the municipalities covering the 8th district of the province. These areas are known to be the rural areas of Cavite. The City of General Trias (net increase of 1.43%) has the highest percentage increase in population shares, followed by Tanza and Naic. The increments in their respective population shares were mainly brought about by in-migration as these areas were commercial and residential hubs; thus, the population clustering in these areas. It is also attributed to its urban development and its proximity to Metro Manila.

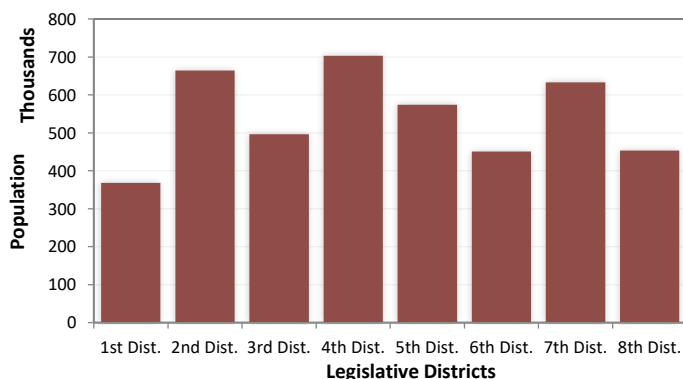


Figure 3.2 Population by Legislative Districts, Province of Cavite: 2020

In terms of legislative districts, the 4th district topped the list of the most populous district in Cavite, mainly because

of the effect of in-migration as brought about by the opening of various resettlement housing projects that accommodated chiefly the informal settlers from Metro Manila as well as the development in the city. The City of Dasmariñas continues to increase ceaselessly, as recorded in the last three censuses. The second most populous district was the 2nd district, which is the City of Bacoor. It was also due to the housing projects located in the city. Moreover, the 1st district, the first settlement area in the province, recorded the lowest population in Cavite in terms of legislative districts.

Table 3.2 Annual Population Growth Rate by City/Municipality, Province of Cavite: 2010 - 2020

City/Municipality	Annual Population Growth Rate		
	2010 - 2015	2015 - 2020	2010 - 2020
1st District			
Cavite City	0.32	-0.44	-0.04
Kawit	1.25	5.48	3.23
Noveleta	1.83	1.61	1.72
Rosario	3.53	0.02	1.85
2nd District			
City of Bacoor	2.77	2.15	2.48
3rd District			
City of Imus	5.71	4.46	5.11
4th District			
City of Dasmariñas	2.60	1.37	2.02
5th District			
Carmona	5.14	1.81	3.54
General Mariano Alvarez	2.18	2.25	2.21
Silang	2.90	3.76	3.31
6th District			
City of General Trias	4.99	7.87	6.35
7th District			
Amadeo	2.27	2.28	2.27
Indang	1.07	0.98	1.03
Tanza	3.50	7.01	5.15
Trece Martires City	7.87	6.55	7.24
8th District			
Alfonso	1.25	2.87	2.02
General Emilio Aguinaldo	4.64	1.61	3.19
Magallanes	1.30	1.02	1.17
Maragondon	1.28	1.61	1.43
Mendez - Nuñez	1.89	2.15	2.01
Naic	4.57	8.04	6.20
Tagaytay City	2.65	3.89	3.24
Ternate	3.53	1.33	2.48
Cavite	3.37	3.57	3.46

Source: Philippine Statistics Authority: 2010, 2015, and 2020 Censuses

The fastest-growing local government unit in the province is the Naic growing at an average rate of 8.04 annually, followed by the City of General Trias and Tanza, with annual growth rates of 7.87 and 7.01, respectively. The increase in their respective population was mainly brought about by in-migration as these areas were commercial and residential hubs. Moreover, the sudden population growth in the City of General Trias and Tanza may be attributed to the economic growth in the locality. The municipality is also included as a target for the new international center and urban hub for trade, commerce, and industry. Another main reason for the population growth in Naic is the resettlement of informal settlers from Metro Manila, families affected by government projects, and other families supported by the government. Other municipalities that grow faster than the province are Trece Martires City (6.55), Kawit (5.48), City of Imus (4.46), Tagaytay City

(3.89), and Silang (3.76). It can be accounted that the said localities may be growing economically based on their fast growth in terms of population. Cavite City has a declining growth rate of -0.44, on average annually. It may be due to its congestion and being one of the first cities in the province that has already reached its saturation point. It can be also due to the alarming hazards brought by the adjacent marine environment.

Population Density

As of 2020, Cavite has a population density of 3,045 persons per square kilometer. It increased by 18.11 percent (467 persons per square kilometer) from the 2015 population density.

Table 3.3 Population Density by City/Municipality, Province of Cavite: 2010, 2015 and 2020

City/Municipality	Population Density		
	2010	2015	2020
1st District			
Cavite City	8,548	8,690	8,510
Kawit	5,836	6,229	8,025
Noveleta	7,704	8,474	9,141
Rosario	16,270	19,525	19,543
2nd District			
City of Bacoor	9,928	11,462	12,684
3rd District			
City of Imus	3,109	4,162	5,121
4th District			
City of Dasmariñas	6,993	8,004	8,539
5th District			
Carmona	2,425	3,155	3,436
General Mariano Alvarez	14,770	16,540	18,383
Silang	1,365	1,586	1,890
6th District			
City of General Trias	2,068	2,671	3,829
7th District			
Amadeo	698	786	875
Indang	695	735	770
Tanza	1,960	2,349	3,241
Trece Martires City	2,669	3,975	5,374
8th District			
Alfonso	752	802	918
General Emilio Aguinaldo	343	435	470
Magallanes	270	289	303
Maragondon	213	228	246
Mendez	1,714	1,891	2,092
Naic	1,025	1,296	1,872
Tagaytay City	938	1,076	1,290
Ternate	444	532	567
Cavite	2,166	2,578	3,045

Source: Philippine Statistics Authority: 2010, 2015, and 2020 Censuses

Among the seven cities and 16 municipalities in the province, 16 had reached a population density of more than 1,000 persons per square kilometer. Rosario is the densest city/municipality in the province, achieving a population density of 19,543 persons per square kilometer. It is followed by General Mariano Alvarez and the City of Bacoor with densities of 18,383 and 12,684 persons per square kilometer, respectively. Cavite City, Kawit, Noveleta, City of Imus, City of Dasmariñas, Carmona, City of General Trias, Tanza, and Trece Martires City are other LGUs considered densely populated having a substantially higher population density than the provincial average. These areas are located in the lowland part of the province, where most economic activities are concentrated. Mendez-

Núñez, Silang, Naic, and Tagaytay City also exceed 1,000 persons per square kilometer. The highest density settlements are the areas near Metro Manila and its neighboring towns. It is consistent with the location of most urban and industrial areas stretching throughout the north of Cavite. Increases in population density from 2015 to 2020 are particularly evident in the progressing towns in Cavite, such as Tanza, Trece Martires City, City of Imus, and Kawit. The highly dense areas in the province are in the northern part of the province, which is closer to Metro Manila. The least dense areas in the province have fewer than 1,000 persons per square kilometer. They are mostly situated in the upland portion of the province, which is predominantly agricultural. These are the municipalities of Maragondon, Magallanes, General Emilio Aguinaldo, Ternate, Indang, Amadeo, and Alfonso.

2021 Projected Population and Density

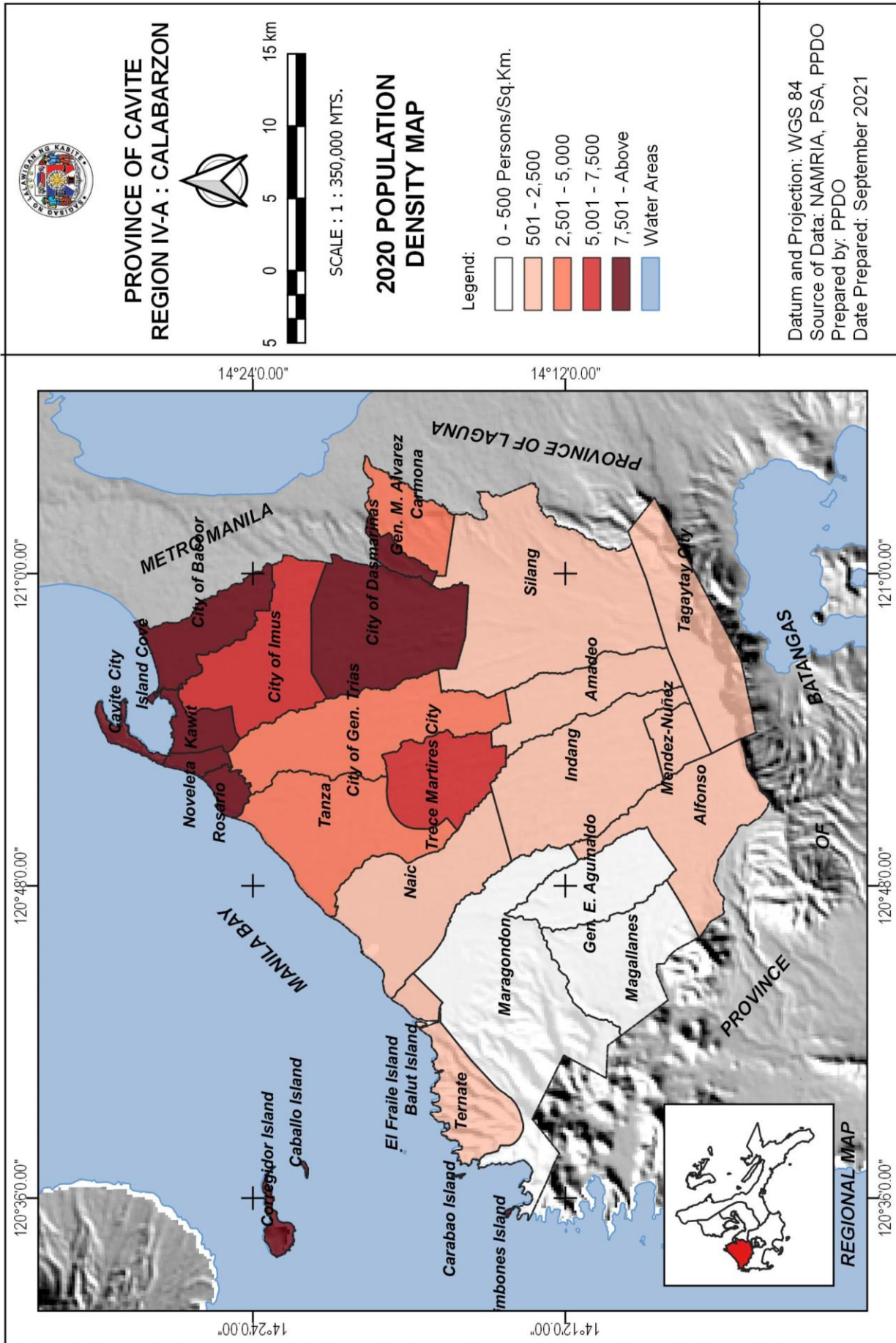
Table 3.4 Projected Population and Population Density by City/Municipality, Province of Cavite: 2021

City/Municipality	2021 Projection	
	Total Population	Population Density
1st District		
Cavite City	100,231	8473
Kawit	113,426	8465
Noveleta	50,246	9288
Rosario	110,828	19,546
2nd District		
City of Bacoor	678,946	12,957
3rd District		
City of Imus	518,951	5,349
4th District		
City of Dasmariñas	712,798	8,657
5th District		
Carmona	108,184	3,499
General Mariano Alvarez	176,311	18,796
Silang	306,762	1,961
6th District		
City of General Trias	486,073	4,130
7th District		
Amadeo	42,855	895
Indang	69,370	778
Tanza	334,005	3,468
Trece Martires City	224,295	5,726
8th District		
Alfonso	61,010	944
General Emilio Aguinaldo	24,359	477
Magallanes	24,095	307
Maragondon	41,341	250
Mendez	35,628	2,137
Naic	173,943	2,023
Tagaytay City	88,649	1,340
Ternate	24,980	574
Cavite	4,507,288	3,158

Source: Projection by RSME – Provincial Planning and Development Office based on Philippine Statistics Authority: 2020 Census of Population and Housing

If the 2015 – 2020 growth rate is maintained and other factors are at a fixed rate, the province's population is expected to increase in 2021 to 4,507,288. The projected increase may be attributed to factors like industrialization, rapid urbanization, and in-migration to different areas in the province. The inevitable increase in the population would result in a higher demand for employment opportunities, housing requirements, additional social

Map 3.1 Population Density Map, Province of Cavite: 2020



infrastructures, recreation, and other facilities.

Based on the projected population of 2021, Cavite has a population density of 3,158 individuals per square kilometer. Rosario is the densest city/municipality in Cavite, with 19,546 individuals per square kilometer. However, Maragondon is the least dense with 250 individuals per square kilometer.

Household Population

As defined by the Philippine Statistics Authority, the household population is enumerated in private households during a census. In contrast, a household is a social unit consisting of a person living alone or a group of persons who sleep in the same housing unit and have a common arrangement in preparing and consuming food.

As of 2015, the province of Cavite has a household population of 3,662,844 and 877,767 households with an average household size of 4.18. The average household size of the province is lower than that of the region and the country. Most household population and households are in the province's urban areas, such as the City of Dasmariñas,

with 657,529 household population and 147,799 households followed by the City of Bacoor with 599,326 household population and 149,160 households, and the City of Imus with 402,753 household population and 97,397 households. Moreover, the least household population and number of households in the province are mostly in the 8th district, such as General Emilio Aguinaldo with 22,186 household population and 4,414 households followed by Magallanes with 22,703 household population and 4,777 households. All LGUs in the province have an estimated average household size of four. Notably, General Emilio Aguinaldo has the largest average household size of 5.03, despite having the least household population and households.

The household population and number of households were projected using the 2020 population. It is projected that Cavite's household population reached 4,470,927 with 1,148,563 households in 2021.

The table below shows the mentioned statistics of the households.

Table 3.5 Household Population, Number of Households, Average Household Size, and Projected Household Population and Number of Households by City/Municipality, Province of Cavite: 2015, 2020, 2021

City/Municipality	Household Population		Number of Households		Average Household Size		2021 Projection	
	2015	2020	2015	2020	2015	2020	Household Population	Number of Households
1st District	342,309	363,303	87,979	102,063			367,881	105,302
Cavite City	102,508	99,840	25,997	27,473	3.94	3.63	99,288	27,794
Kawit	83,416	103,491	21,018	29,082	3.97	3.56	108,294	31,138
Noveleta	45,824	49,408	11,648	13,998	3.93	3.53	50,197	14,550
Rosario	110,561	110,564	29,316	31,510	3.77	3.51	110,565	31,992
2nd District	599,326	663,392	149,160	164,263			677,718	167,630
City of Bacoor	599,326	663,392	149,160	164,263	4.02	4.04	677,718	167,630
3rd District	402,753	495,685	97,397	130,814			517,815	139,189
City of Imus	402,753	495,685	97,397	130,814	4.14	3.79	517,815	139,189
4th District	657,529	700,604	147,799	171,618			710,019	177,098
City of Dasmariñas	657,529	700,604	147,799	171,618	4.45	4.08	710,019	177,098
5th District	494,538	566,093	117,396	140,850			582,417	146,352
Carmona	97,360	105,935	24,427	28,154	3.99	3.76	107,833	29,008
General Mariano Alvarez	154,718	171,809	34,773	41,233	4.45	4.17	175,638	42,738
Silang	242,460	288,349	58,196	71,463	4.20	4.03	299,058	74,618
6th District	313,604	448,894	80,142	117,910			484,075	127,888
City of General Trias	313,604	448,894	80,142	117,910	3.90	3.81	484,075	127,888
7th District	483,323	629,670	113,466	156,884			665,702	167,950
Amadeo	37,296	41,574	8,811	10,317	4.23	4.03	42,535	10,665
Indang	65,419	68,516	15,016	17,012	4.36	4.03	69,186	17,465
Tanza	225,881	310,434	54,446	79,243	4.15	3.92	331,910	85,753
Trece Martires City	154,727	209,146	35,193	50,312	4.40	4.16	222,835	54,241
8th District	369,462	451,022	84,428	111,718		4.04	470,351	118,498
Alfonso	51,756	59,107	11,820	14,556	4.40	4.06	60,782	15,208
General Emilio Aguinaldo	22,186	23,930	4,414	5,323	5.03	4.50	24,314	5,537
Magallanes	22,703	23,841	4,777	5,785	4.75	4.12	24,088	6,023
Maragondon	37,684	40,605	8,339	9,770	4.52	4.16	41,248	10,101
Mendez-Nuñez	31,403	34,796	7,179	8,606	4.37	4.04	35,555	8,941
Naic	110,970	160,311	26,131	38,935	4.25	4.12	173,210	42,342
Tagaytay City	69,603	83,779	16,095	22,399	4.32	3.74	87,111	24,012
Ternate	23,157	24,653	5,673	6,344	4.08	3.89	24,980	6,495
Cavite	3,662,844	4,318,663	877,767	1,096,120	4.18	3.94	4,470,927	1,148,563

Source: Philippine Statistics Authority: 2015 and 2020 Population Census; Projection by RSME – Provincial Planning and Development Office based on Philippine Statistics Authority: 2020 Census of Population and Housing

Urbanization

The section shows the data on the urban and rural populations and the urbanization rate or percent of the urban population to the total population.

The classification of each barangay was based on PSA Board Resolution No. 1, series of 2017, "Adoption of the Operational Definition of Urban Areas in the Philippines," ratifying and adopting the Board Resolutions issued by the former National Statistical Coordination Board (NSCB).

In the Philippines, the local definitions of the urban and rural population as defined by the Philippine Statistics Authority are as follows:

- i) Category 1 – Barangays with a population size of 5,000 or more, or
- ii) Category 2 – Barangays with at least one establishment with a minimum of 100 employees, or,
- iii) Category 3 – Barangays with five or more establishments with 10 to 99 employees, and five or more facilities within a two-kilometer radius of the barangay hall

A barangay that does not satisfy any of the three criteria is classified as rural. Further, all barangays in the National Capital Region are automatically classified as urban.

The definition of urban barangay shifted to this following the resolution mentioned above from the 1970 description of urban barangays included in NSCB Resolution No. 9, series of 2003.

As of the September 2022 release of the Philippine Standard Geographic Code and the 2020 Census of Population and Housing, 40.17 percent or 333 barangays in Cavite are categorized as urban barangays. Moreover, Cavite has a total of 496 rural barangays representing 59.83 percent. The number of urban barangays increased by 8.47 percent or 26 barangays from 307 barangays as of March 2018.

Seven out of 23 cities and municipalities registered a higher level of urbanization than the provincial level. Trece Martires City had the highest level of urbanization at 98.04 percent, followed by the City of Gen. Trias (94.59%), the City of Bacoor (91.68%), Carmona (90.19%), Tanza (87.12%), and the City of Dasmariñas (83.83%). There are additional eight localities with at least 50 percent of the

population residing in areas classified as urban. These are City of Imus (80.12%), Rosario (71.90%), Naic (71.31%), Silang (70.90%), General Mariano Alvarez (70.03%), Kawit (67.08%), Tagaytay City (54.70%), and Noveleta (51.07%). General Emilio Aguinaldo also has a high level of urbanization at 48.53 percent. The substantial increases in the urban population in these areas are attributed to the expansion of residential areas and the influx of commercial establishments, services, and facilities. While there are still areas devoted to agriculture, these areas became dominated by built-up land uses such as community services and facilities. It is also remarkable that except for Magallanes and Mendez-Nuñez, Cavite's cities and municipalities became more urbanized in five years.

Cavite's urban population grew at an average rate of 5.01 annually from 2015 to 2020. Amadeo and General Emilio Aguinaldo have the fastest-growing urban population, as it increased from no urban population and barangays in 2015. Cavite City (29.72), Indang (27.85), and Maragondon (21.98) followed. Conversely, Ternate (-8.98) and Rosario (-0.19) experienced counter-urbanization from 2015 to 2020. This decline in the level of urbanization is a matter of concern that needs attention.

The tempo of urbanization expresses the speed at which an area is moving toward urban classification urbanity. Cavite is moving to urbanity at an average rate of 5.54 annually, for the period 2015 to 2020. General Emilio Aguinaldo is the fastest city in moving towards urbanity at a rate of 111.64. Remarkably, the cities and municipalities are moving towards urbanity at a positive pace except for Rosario, City of Dasmariñas (-0.15), Trece Martires City (-19.06), Magallanes (-1.02), Mendez-Nuñez (-2.15), Tagaytay City (-9.00), and Ternate (-17.73). The negative tempo of urbanization in Rosario, City of Dasmariñas, Trece Martires City, Tagaytay City, and Ternate implies a higher growth rate in the rural population in these areas than in the urban population. It may be attributed to the scarcity of land in the urban barangays in the localities and the shift of some barangays from urban to rural. On the other hand, Magallanes and Mendez-Nuñez remain to have no urban barangays in 2020, resulting in a decelerating tempo of urbanization.

Table 3.6 Urban and Rural Population, Level of Urbanization, Average Annual Growth Rate, and Tempo of Urbanization by City/Municipality, Province of Cavite: 2015 and 2020

City/Municipality	Number of Barangays ^a				Urban Population		Rural Population		Level of Urbanization (%)		Average Annual Growth Rate		Tempo of Urbanization
	Urban		Rural		2015	2020	2015	2020	2015	2020	2015	2020	
	2015	2020	2015	2020	2015	2020	2015	2020	2015	2020	2015	2020	
1st District	31	34	112	109	153,145	190,019	189,679	178,449					
Cavite City	5	9	79	75	3,763	12,961	99,043	87,713	3.66	12.87	29.72	-2.52	32.24
Kawit	10	10	13	13	49,547	72,130	33,919	35,405	59.36	67.08	8.22	0.91	7.31
Noveleta	5	5	11	11	19,450	25,257	26,396	24,195	42.42	51.07	5.65	-1.81	7.46
Rosario	11	10	9	10	80,385	79,671	30,321	31,136	72.61	71.90	-0.19	0.56	-0.75
2nd District	51	50	22	23	542,877	609,354	57,732	55,271					
City of Bacoor	51	50	22	23	542,877	609,354	57,732	55,271	90.39	91.68	2.46	-0.91	3.37
3rd District	47	47	50	50	295,188	398,038	108,736	98,756					
City of Imus	47	47	50	50	295,188	398,038	108,736	98,756	73.07	80.12	6.49	-2.00	8.50
4th District	43	41	32	34	553,095	589,447	105,924	113,694					
City of Dasmariñas	43	41	32	34	553,095	589,447	105,924	113,694	83.93	83.83	1.35	1.50	-0.15
5th District	44	52	61	53	338,175	426,201	162,610	148,132					
Carmona	6	6	8	8	86,814	95,833	10,743	10,423	88.99	90.19	2.10	-0.63	2.74
Gen. Mariano Alvarez	13	13	14	14	103,724	120,752	51,419	51,681	66.86	70.03	3.25	0.11	3.14
Silang	25	33	39	31	147,637	209,616	100,448	86,028	59.51	70.90	7.65	-3.21	10.86
6th District	20	20	13	13	295,049	426,222	19,115	24,361					
City of General Trias	20	20	13	13	295,049	426,222	19,115	24,361	93.92	94.59	8.05	5.23	2.81
7th District	35	44	81	72	344,331	495,967	140,818	137,252					
Amadeo	0	3	26	23	-	2,243	37,649	39,658	-	5.35	100.00	1.10	98.90
Indang	1	6	35	30	4,799	15,427	60,800	53,272	7.32	22.46	27.85	-2.74	30.59
Tanza	22	23	19	18	185,231	271,929	40,957	40,187	81.89	87.12	8.41	-0.40	8.81
Trece Martires City	12	12	1	1	154,301	206,368	1,412	4,135	99.09	98.04	6.31	25.36	-19.06
8th District	36	45	151	142	127,200	206,242	244,627	247,424					
Alfonso	7	11	25	21	13,130	22,203	38,709	37,103	25.33	37.44	11.69	-0.89	12.57
Gen. Emilio Aguinaldo	0	6	14	8	-	11,634	22,220	12,339	-	48.53	100.00	-11.64	111.64
Magallanes	0	0	16	16	-	-	22,727	23,851	-	-	-	1.02	-1.02
Maragondon	1	2	26	25	1,368	3,518	36,352	37,169	3.63	8.65	21.98	0.47	21.51
Mendez-Nuñez	0	0	24	24	-	-	31,529	34,879	-	-	-	2.15	-2.15
Naic	8	10	22	20	55,212	114,804	56,242	46,183	49.54	71.31	16.65	-4.06	20.71
Tagaytay City	17	15	17	19	45,906	46,676	25,275	38,654	64.49	54.70	0.35	9.35	-9.00
Ternate	3	1	7	9	11,584	7,407	11,573	17,246	50.02	30.05	-8.98	8.75	-17.73
CAVITE	307	333	522	496	2,649,060	3,341,490	1,029,241	1,003,339	72.02	76.91	5.01	-0.53	5.54

a the number of barangays in the 2015 column are classified based on PSGC as of March 2018 using the 2015 POPCEN while the number of barangays in the 2020 column are classified based on PSGC as of September 2022 using the 2020 CPH

Source: Philippine Standard Geographic Code (PSGC) as of March 2018 and September 2022, Philippine Statistics Authority

Social Composition and Characteristics

Sex

Sex is the state of being male or female into which humans and many other living things are divided based on their reproductive functions. Sex is considered one of the factors in government programming and investment as the government is gearing toward gender equality. Thus, the disparity between the population of males and females should not significantly affect the distribution of government programs.

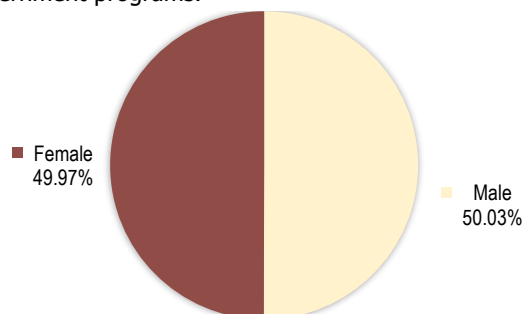


Figure 3.3 Proportion of Males and Females, Province of Cavite: 2020

As said, out of the household population, 50.03 percent were male and 49.97 percent were female. It resulted in a ratio of 100.13 males per 100 females. Thus, it can be noted that the population of Cavite is almost equally distributed in terms of sex.

Table 3.7 Household Population by Sex and Sex Ratio by City/Municipality, Province of Cavite: 2020

City/Municipality	Household Population		Sex Ratio
	Male	Female	
1st District			
Cavite City	50,030	49,810	100.44
Kawit	54,244	49,247	110.15
Noveleta	24,717	24,691	100.11
Rosario	55,352	55,212	100.25
2nd District			
City of Bacoor	331,228	332,164	99.72
3rd District			
City of Imus	244,913	250,772	97.66
4th District			
City of Dasmarina	349,638	350,966	99.62
5th District			
Carmona	52,981	52,954	100.05
General Mariano Alvarez	86,676	85,133	101.81
Silang	145,372	142,977	101.68
6th District			
City of General Trias	222,368	226,526	98.16
7th District			
Amadeo	20,927	20,647	101.36
Indang	34,434	34,082	101.03
Tanza	155,200	155,234	99.98
Trece Martires City	104,869	104,277	100.57
8th District			
Alfonso	29,647	29,460	100.63
General Emilio Aguinaldo	12,162	11,768	103.35
Magallanes	11,934	11,907	100.23
Maragondon	20,446	20,159	101.42
Mendez - Nuñez	17,296	17,500	98.83
Naic	81,000	79,311	102.13
Tagaytay City	42,928	40,851	105.08
Ternate	12,468	12,185	102.32
Cavite	2,160,830	2,157,833	100.13

Source: Philippine Statistics Authority: 2020 Census

Kawit posted the highest sex ratio of 110.15 males for every 100 females. Also, Cavite City, Noveleta, Rosario, Carmona, and Magallanes had an almost equal sex ratio. To end, the cities of Bacoor, Imus, Dasmarina, General Trias, and municipalities of Tanza and Mendez-Nuñez reported having more females than males, that is, with sex ratios less than 100.

Age

In 2020, most Caviteños were aged five to nine years old, which contributed up to 9.21 percent of the population. Meanwhile, the elder population of 75 to 79 years was the least comprised of 0.66 percent of the population. In terms of sex, most males were also aged five to nine years old (9.74%), while most females were aged 20 to 24 years old (9.24%). The least of the male population was aged 80 years and over (0.40%), while the least of the female population was aged 75 to 79 years old (0.84%).

Table 3.8 Household Population by Age Group, Province of Cavite: 2020

Age Group	Household Population		
	Both Sexes	Male	Female
Total	4,318,663	2,160,830	2,157,833
0 - 4	401,577	207,692	193,885
5 - 9	404,744	210,400	194,344
10 - 14	397,632	205,658	191,974
15 - 19	380,078	194,264	185,814
20 - 24	403,532	204,168	199,364
25 - 29	388,502	196,029	192,473
30 - 34	363,847	183,749	180,098
35 - 39	333,006	166,403	166,603
40 - 44	296,898	147,703	149,195
45 - 49	240,076	119,823	120,253
50 - 54	207,111	101,244	105,867
55 - 59	168,196	80,613	87,583
60 - 64	132,179	61,490	70,689
65 - 69	87,976	39,350	48,626
70 - 74	55,724	23,035	32,689
75 - 79	28,715	10,534	18,181
80 years and over	28,870	8,675	20,195

Source: Philippine Statistics Authority: 2020 Census

The population pyramids (Figure 3.4 and Figure 3.5) display the household population structure of Cavite for 2015 and 2020. Both exhibit a triangle shape. It shows that the population of Cavite is considered young. However, the population displays an expansive population pyramid, wherein the population increases as it gets younger, to a constrictive population pyramid. These are common in developing countries like the Philippines. It may indicate high fertility, high mortality, low life expectancy, higher population growth rates, and a low share of old age persons. It can also be noted that the working-age group in Cavite is greater than the age-dependence group.

Moreover, the median age in Cavite was 27.21 years old, which means that half of the population was younger than 27.21 years old, and the other half was older than 27.21 years old.

Table 3.9 Household Population by Age Dependence, Province of Cavite: 2020

Age Category	Household Population		
	Total	Male	Female
“Economically Productive” (15-64)	2,913,425	1,455,486	1,457,939
“Old Age” Dependency (over 64)	201,285	81,594	119,691
“Child” Dependency (under 15)	1,203,953	623,750	580,203

Source: Philippine Statistics Authority: 2020 Census

Out of the household population, 67.46 percent of the population was considered “economically productive” age

(15-64 years), 4.66 percent were of the “old age” dependency age (over 64 years), and 27.88 percent were of “child” dependency age (under 15 years).

It resulted in a dependency ratio of 48.23, which means that there are approximately 48 dependents for every 100 working-age persons. Of the 48 dependents, 41 were child dependents, while seven were old-age dependents.

It is also visible that there are more 38,907 females aged over 64 than males aged over 64.

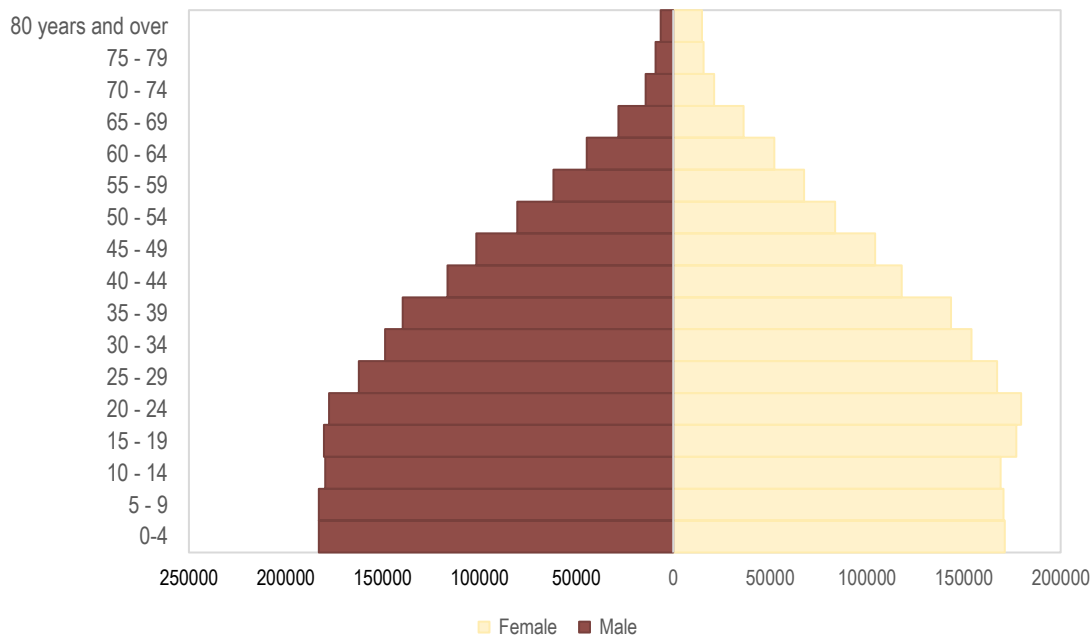


Figure 3.4 Household Population Pyramid, Province of Cavite: 2015

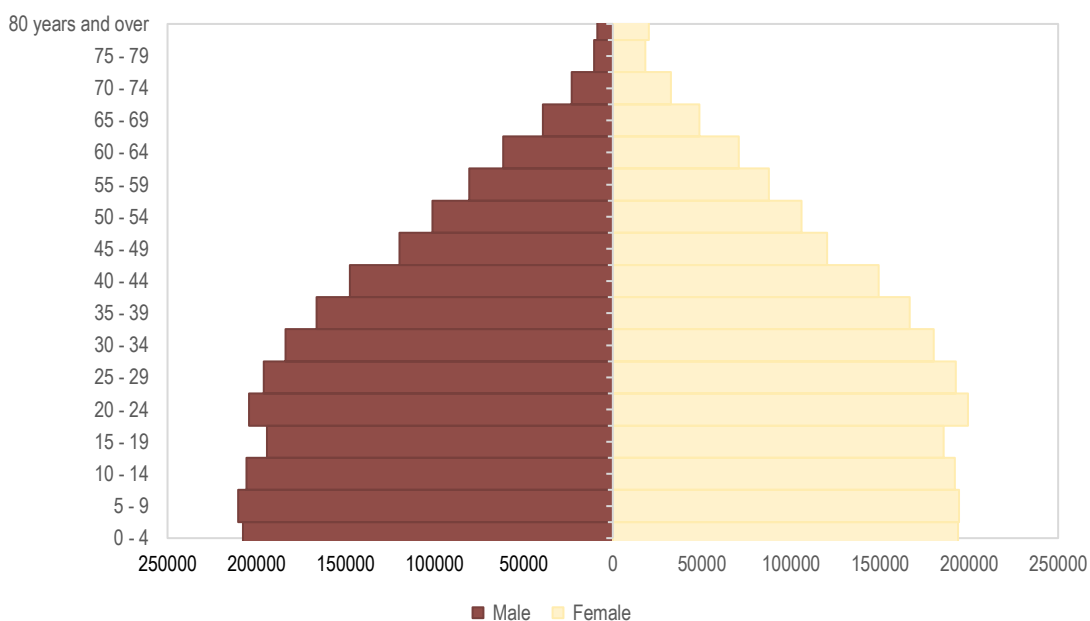


Figure 3.5 Household Population Pyramid, Province of Cavite: 2020

2021 Projected Population by Sex and Age

Considering the 2015 to 2020 growth rate, where factors are at a fixed rate, the succeeding table shows the projected household population by sex and age.

Table 3.10 Household Population by Age Group, Province of Cavite: 2020

Age Group	Household Population		
	Both Sexes	Male	Female
Total	4,470,927	2,237,015	2,233,912
0 - 4	415,736	215,015	200,721
5 - 9	419,014	217,818	201,196
10 - 14	411,651	212,909	198,742
15 - 19	393,479	201,113	192,365
20 - 24	417,759	211,366	206,393
25 - 29	402,200	202,940	199,259
30 - 34	376,675	190,227	186,448
35 - 39	344,747	172,270	172,477
40 - 44	307,366	152,911	154,455
45 - 49	248,540	124,048	124,493
50 - 54	214,413	104,814	109,600
55 - 59	174,126	83,455	90,671
60 - 64	136,839	63,658	73,181
65 - 69	91,078	40,737	50,340
70 - 74	57,689	23,847	33,842
75 - 79	29,727	10,905	18,822
80 years and over	29,888	8,981	20,907

Source: Projection by RSME – Provincial Planning and Development Office based on Philippine Statistics Authority: 2020 Census of Population and Housing

Marital Status

Marital status or civil status is any of several legally distinct classifications that describe a person's relationship with a significant other. It can be single, married, widowed, divorced/separated, common-law/live-in. In 2015 POPCEN, the marital status was determined from age ten and up.

A total of 2,970,375 citizens of Cavite were at least ten years old. Of that population, 44.25 percent were single, and 36.52 percent were married. The rest of the population was categorized as follows: in common law/live-in marital arrangement (12.9%), widowed (4.1%), divorced or separated (2.2%), and had unknown marital status (< 0.1%). Hence, about 80% of the population is either single or married. It is also notable that a significant number of Caviteños are into common law or a live-in arrangement.

Among the never-married persons, males (52.3%) had a higher proportion than females (47.7%). On the other hand, more females are married (50.5%), widowed (79.4%), divorced or separated (66.7%), and in common law or lived-in marriage arrangements (50.4%). Moreover, most married citizens are aged 35 to 39 years, as well as those who are divorced or separated. Also, most widowed citizens are aged 60 to 64 years old, while those who are in common law or lived-in arrangements are aged 25 to 29 years old.

Also, there are 50.01 percent more divorced/separated females than males and 74.12 percent more widows than widowers. The vast difference between the numbers of

widows and widowers may indicate that females in Cavite have a longer life expectancy than males.

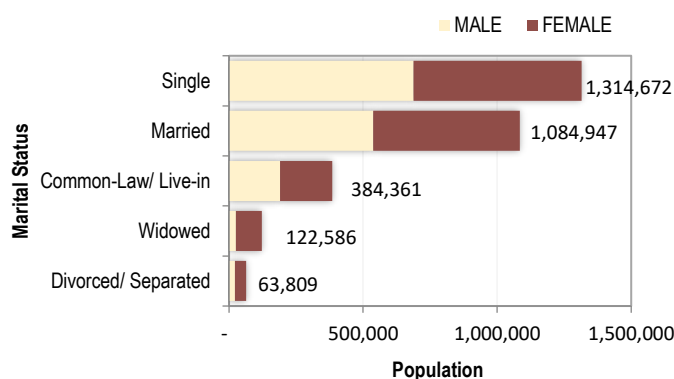


Figure 3.6 Distribution of Population by Sex and Marital Status, Province of Cavite: 2015

Educational Attainment

Education is the process of facilitating learning or the acquisition of knowledge, skills, values, beliefs, and habits. It is commonly divided into such stages as preschool or kindergarten, elementary school, secondary school, and college, university, or apprenticeship. It leads to the development of a person in terms of his/her self-growth and economic growth as it is one of the principal factors that determine the path he/she will take.

Education is a powerful driver of development and one of the most compelling instruments for reducing poverty and improving health, gender equality, peace, and stability (World Bank). Thus, profiling and knowing the state of education of each Filipino citizen is significant for better governance, program development, and nation-building.

Out of the total population of five years old and over, most Caviteños had reached or finished high school (41.84%), wherein 71.31 percent of them had graduated. Moreover, 23.56 percent had attended/finished elementary education, 13.22 percent were college undergraduates, and 14.49 percent were academic degree holders. Among those baccalaureate degree graduates, 54.1 percent are female, while 45.9 percent are male. The same goes for the post-baccalaureate degree, where there were more females (56.0%) than males (48.3%). On the other hand, 1.7 percent of the population had not entered school, but most were aged five to seven years old, 20 to 24 years, and at least 35 years old.

Among 1,416,749 household population aged 5 to 24 years old, 958,881 persons or 67.6 percent of the population was attending school in School Year 2015-2016. By sex, the school attendance rate in 2015 was higher among males (68.25%) than among females (67.09%).

Also, most of those who attend school are those aged 10-14 years or those who are mostly in secondary school. They covered 35.31 percent of the school-attending population. The low school attendance rate in those aged 20-24 may be because the age group is considered to be in the working age group or those who recently finished undergraduate degrees in 2015.

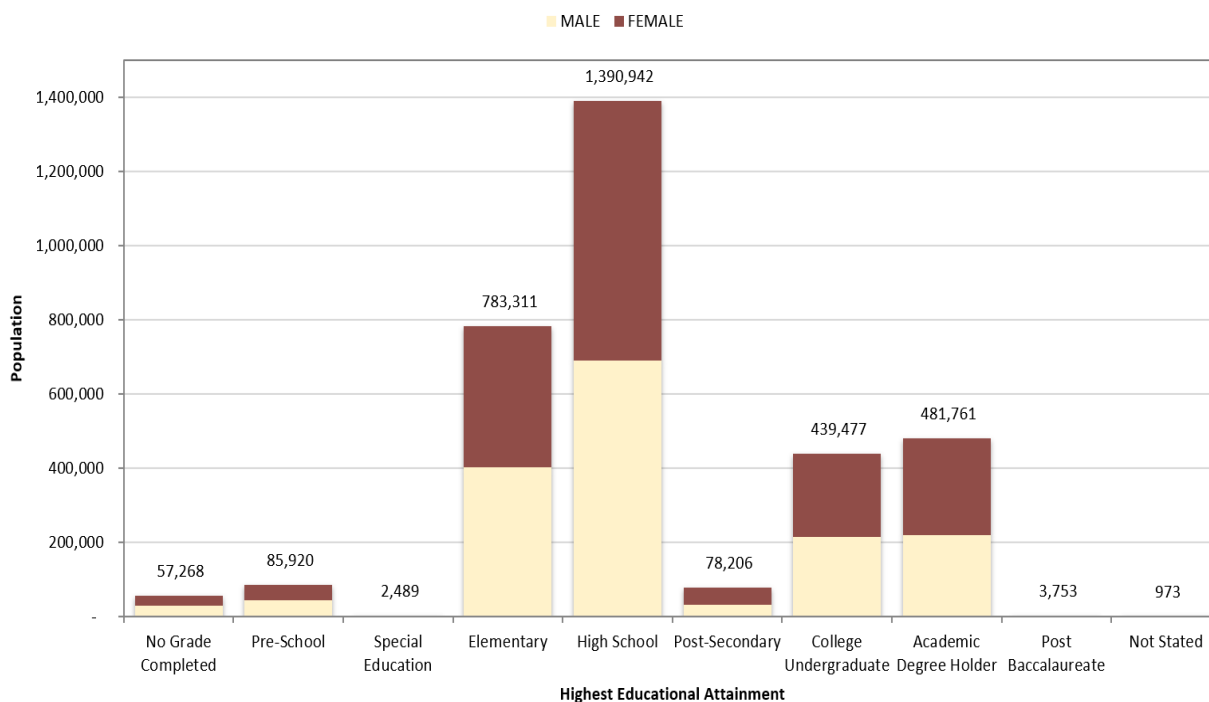


Figure 3.7 Highest Educational Attainment by Sex, Province of Cavite: 2015

Table 3.11 School Attendance Rate by Age Group, Province of Cavite: 2015

Age Category	Total	Population	
		Male	Female
5 – 9	94.77	94.34	95.23
10 – 14	97.10	96.69	97.53
15 – 19	65.69	65.56	65.82
20 – 24	14.16	15.33	13.00
Total	67.28	68.25	67.09

Source: Philippine Statistics Authority: 2015 Census

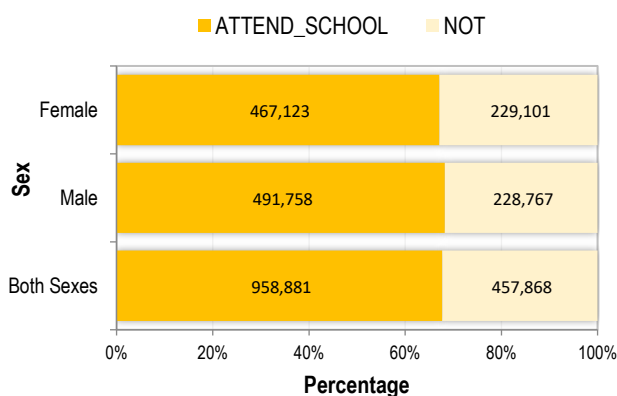


Figure 3.8 School Attendance of Household Population aged 5 to 24 years old by Sex, Province of Cavite: 2015

Furthermore, Tagaytay City had the highest school attendance rate, with 71.54 percent, which is higher than that of the province. Alfonso (70.72%) and Mendez (70.64%) follow. On the other hand, Kawit (65.23%), Carmona (64.85%), and Rosario (56.57%) had the lowest school attendance rate.

Table 3.12 School Attendance Rate aged 5 to 24 years old by city/municipality, Province of Cavite: 2015

City/Municipality	School Attendance Rate		
	Both Sexes	Male	Female
1st District			
Cavite City	66.26	66.56	65.94
Kawit	65.23	65.15	65.33
Noveleta	65.49	65.81	65.17
Rosario	56.57	57.69	55.43
2nd District			
City of Bacoor	68.72	69.67	67.75
3rd District			
City of Imus	70.05	71.46	68.93
4th District			
City of Dasmarinas	67.90	68.52	67.25
5th District			
Carmona	64.85	65.40	64.27
Gen. Mariano Alvarez	67.55	67.21	67.92
Silang	66.47	66.51	66.43
6th District			
City of General Trias	67.26	68.50	65.99
7th District			
Amadeo	70.34	70.80	69.84
Indang	70.19	70.08	70.31
Tanza	66.19	66.45	65.93
Trece Martires City	68.74	68.85	68.62
8th District			
Alfonso	70.72	69.90	71.61
Gen. Emilio Aguinaldo	69.81	69.88	69.75
Magallanes	70.28	69.75	70.83
Maragondon	67.92	67.87	67.98
Mendez	70.64	70.06	71.23
Naic	68.49	68.55	68.43
Tagaytay City	71.54	71.49	71.58
Ternate	67.29	67.07	67.51
CAVITE	67.68	68.25	67.09

Source: Philippine Statistics Authority: 2015 Census

Gainful Workers

Gainful occupation is an occupation by which the person who pursues it earns money, or money equivalent, or in which he assists in the production of marketable goods. Data regarding this is used in analyzing the growth, composition, and distribution of the workforce. It provides information on the socio-economic status of the population, which is essential in planning the necessary training programs aimed at the full and effective utilization of the country's human resources.

In 2015, the province had a 2,606,678 household population aged 15 years and over, wherein three out of five-person (58.8%) were engaged in gainful activity during the 12 months preceding the census. Most gainful workers are male accounting for 61.00 percent of the gainful workers' population.

By sex, most males are engaged in plant and machine operators and assemblers (20.60%) and craft and related trades workers (14.93%). Most females, on the other hand, are engaged in service and sales work (20.64%) and technical and associate professionals (17.04%).

Table 3.13 Gainful Workers by Occupation and Sex, Province of Cavite: 2015

Occupation Group	Gainful Workers		
	Both Sexes	Male	Female
Armed Forces Occupations	6,624	5,924	700
Skilled Agricultural Forestry and Fishery Workers	44,411	40,447	3,964
Professionals	118,476	50,366	68,110
Managers	126,082	51,955	74,127
Clerical Support Workers	141,080	59,027	82,053
Craft and Related Trades Workers	177,523	139,628	37,895
Elementary Occupations	201,854	121,986	79,868
Plant and Machine Operators and Assemblers	217,870	192,722	25,148
Technicians and Associate Professionals	223,205	121,278	101,927
Service and Sales Workers	274,628	151,159	123,469
Not Reported	1,985	1,003	982
TOTAL	1,533,738	935,495	598,243

Source: Philippine Statistics Authority: 2015 Census

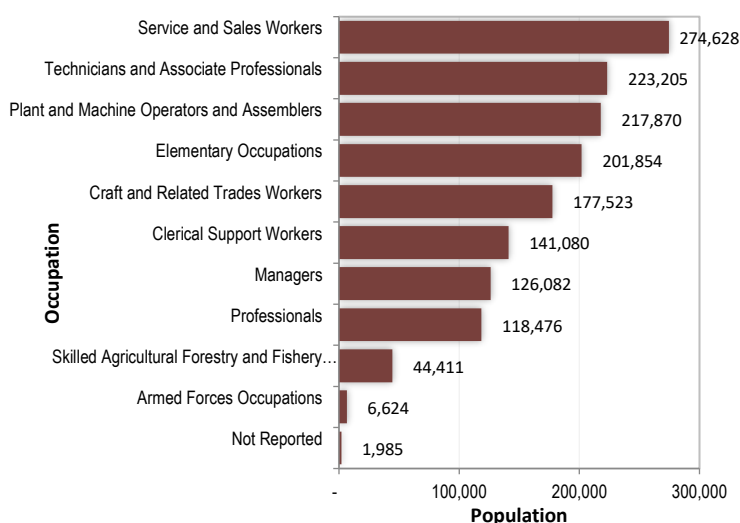


Figure 3.9 Gainful Workers by Occupation, Province of Cavite: 2015

By major occupation groups, workers engaged in service and sales works are the largest group comprising 17.90 percent of the gainful workers' population. Technicians and associate professionals came in next (14.55%), followed by plant machine operators and assemblers (14.21%).

Overseas Workers

As described by the Philippine Statistics Authority (PSA), an overseas worker is a household member who is currently out of the country due to overseas employment. He/she may or may not have a specific work contract or may be present at home on vacation but has existing overseas employment to return in. Undocumented overseas workers are considered overseas workers for as long as they are still members of the household and had been away for less than five years. However, immigrants are excluded from the census. In the Philippines, working abroad has been a trend for so long since citizens can find better work and pay in other countries than their own.

Out of the population of Cavite, 128,843 are overseas workers (OFWs) or working abroad, wherein most of them are of age 45 years old and over (27.2%). It is also noticeable that most of the OFWs are male, which comprises 65.3 percent of the OFWs' population, while female accounts for 34.7 percent of it only.

Due to the high level of migrant workers from Cavite, the provincial government is giving social programs for them and their families like livelihood training, financial literacy, and investment programs.

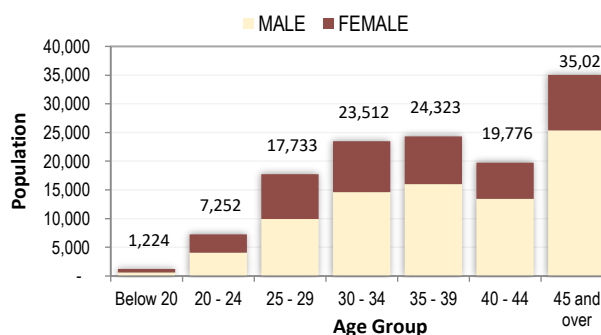


Figure 3.10 Distribution of overseas workers by age group, Province of Cavite: 2015

Religious Affiliations

Religious affiliation refers to a particular system of beliefs, attitudes, emotions, and behaviors constituting man's relationship with the powers and principalities of the universe. Throughout the years, Roman Catholicism is the largest religious affiliation in the Philippines.

According to PSA, data on religious affiliation are required for the planning of religion-related and religion-sponsored activities. It may also be used in examining the ethnic characteristics of the population.

Roman Catholic remained the largest religious affiliation in Cavite, which accounts for 85.7% of the total population of Cavite. The next largest religious affiliation in Cavite was Iglesia ni Cristo which accounts for 3.7% of the population. The figure below shows the top five religions in Cavite.

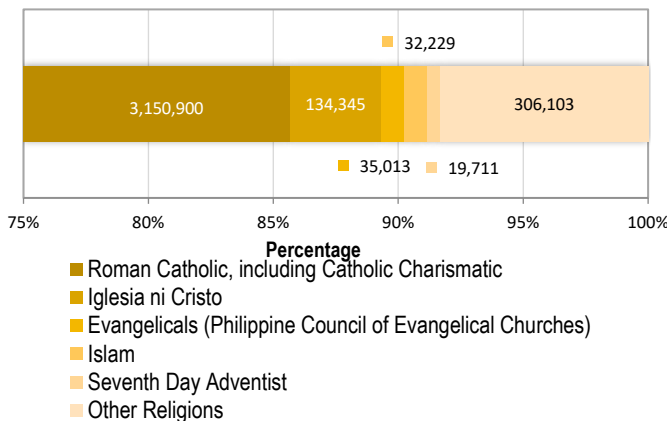


Figure 3.11 Top Five Religious Affiliations, Province of Cavite: 2015

Ethnicity

Ethnicity or ethnic group is a category of people that are socially defined based on social experience or ancestry. Being a member of an ethnic group is relevant to the cultural heritage of the people, their ancestry, history, homeland, dialect, or even ideology. Furthermore, they can also be a representation of symbolic systems such as religion, mythology, ritual, cuisine, dressing style, and physical appearance.

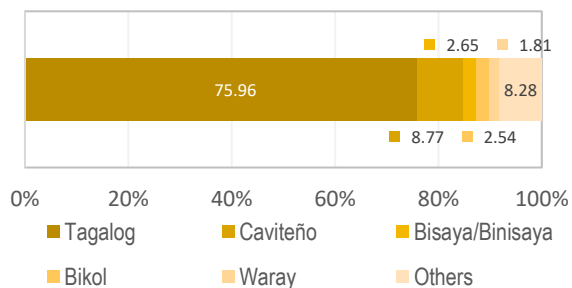


Figure 3.12 Top Five Ethnic Groups, Province of Cavite: 2015

The majority of Caviteños are native Tagalogs at 43.06 percent. It is followed by the Caviteño who are considered to be the inherent group in Cavite at 23.39 percent. Currently, the province is home to other ethnic groups as exhibited by the 9.57% of the population from the Bisaya or Binisaya ethnic group. The next ethnic group is the Bikol (6.71%), followed by Waray (3.93%) as well as Ilonggo (2.92%), Ilocano (2.82%), Cebuano (1.86%), and Pangasinan (0.94%). Aside from these ten, there are some other 172 ethnicities present in the province. Data are estimates from the 2000 Census of Population and Housing.

Language

Language enables people to communicate. Language is the capacity of people to acquire and use a complex system of communication. A specific language is indeed a specific system. Communication is vital in the day-to-day

endeavors of humans. There are many mediums in which people communicate and these determine the success of communication. Language is one of them and is considered to be the most effective.

In Cavite, the development is being aided by a universal language of Tagalog that dominates the communication process. Generally, every ethnic group has its specific linguistic system in use. Despite having similarities, say among Visayans, each ethnic group or locality still has differences from each other even if they are included in a single region.

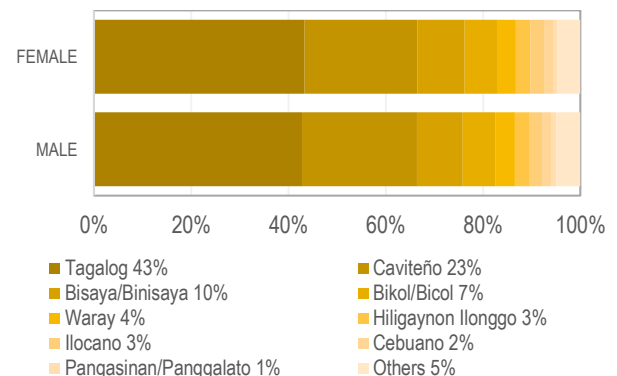


Figure 3.13 Languages, Province of Cavite: 2015

Tagalog is the major language spoken in the province. This dialect is being used by the majority of Caviteños accounting for 75.96% of the population. Being the national language, it is generally understood by all localities. This is helpful, especially in the tourism sector in which the language barrier problem can already be eliminated. Tagalog is followed by Caviteño, another version of Tagalog but with some words that are just locally known to native Caviteños. Other major languages include Bisaya, Bikol, and Waray. The diversity of languages is attributed to the original assortment of inhabitants in the province. The high rate of literacy in Cavite is also proof of effective communication in the province.

Poverty

Poverty, as defined in the dictionary, is the "state of one who lacks the usual or socially acceptable amount of money or material possessions."

Poverty in the Philippines is not defined by any law in the Philippines. However, the Republic Act 8435 of 1997 defined poor as "individual and individuals and families whose income fall below the poverty threshold as defined by the National Economic and Development Authority and/or cannot afford in a sustained manner to provide their minimum basic needs of food, health, education, housing and other essential amenities of life."

Based on Executive Order 352 or the System of Designated Statistics, a committee coordinated by the PSA consisting of experts on poverty statistics was tasked with the development of the official poverty estimation methodology. To visualize poverty in the Philippines, poverty statistics were computed using the income data from Family Income and Expenditure Survey, price data,

and a food bundle designed by Food and Nutrition Research Institute. Through this, the poverty threshold and food threshold were determined.

The poverty threshold is the minimum income required for a family or individual to meet basic food and non-food needs. Further, the poverty incidence is the proportion of families or individuals with per capita income less than the per capita poverty threshold to the total number of families or individuals. The population or families that fall under this are considered poor.

Moreover, the food threshold is the minimum income required for a family or individual to meet the basic food needs, which satisfy the nutritional requirements for economically necessary and socially desirable physical activities. The proportion of families or individuals with income below the food threshold is the subsistence incidence. These families and individuals are considered subsistence poor, food poor, or extremely poor.

In Cavite, the annual per capita poverty threshold and poverty incidence among families have an increasing trend, which indicates that every three years, the minimum income of a family of five needs to increase to afford the necessities. Despite these, Cavite is still considered one of the least poor provinces in the Philippines.

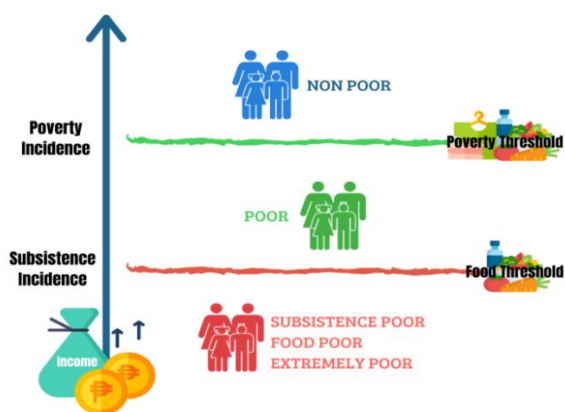


Figure 3.14 Conceptual framework of how poverty is estimated

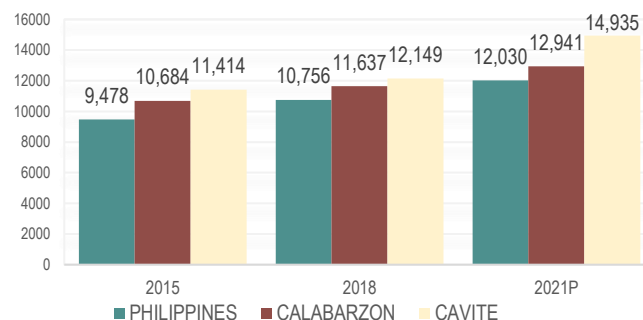
In addition, PSA also releases other poverty-related statistics such as:

- i) Income Gap: measures the average income required by the poor to get out of poverty, expressed relative to the poverty threshold
- ii) Poverty Gap: the income shortfall (expressed in proportion to the poverty threshold) of families with income below the poverty threshold, divided by the total number of families.
- iii) Severity of Poverty: the total of the squared income shortfall (expressed in proportion to the poverty threshold) of families with income below the poverty threshold, divided by the total number of families. It is a poverty measure that is sensitive to income distribution among the poor.

Poverty Incidence

In 2021, a Caviteño family with five members needed around Php 14,935 on a monthly average to meet their

basic food and non-food needs. The figure increased by 22.93 percent from the 2018 poverty threshold. The poverty threshold in the province was also larger than the poverty threshold at the national and regional levels. We can say that the cost of living in Cavite is generally higher than most of the areas in the Philippines, as reflected by the lower poverty threshold in the national line.

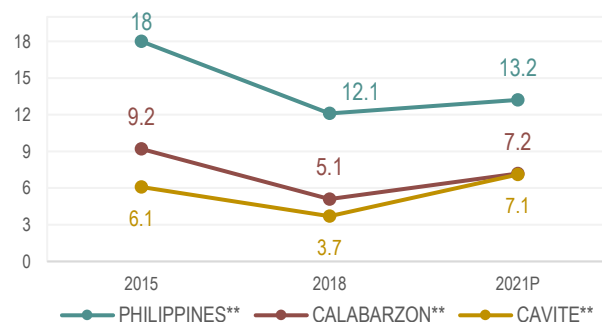


P – preliminary results

Source: 2021 First Semester Official Poverty Statistics, Philippine Statistics Authority

Figure 3.15 Monthly Poverty Threshold per Family (family of five), Province of Cavite: 2015, 2018, and 2021

The poverty incidence among Caviteño families was estimated at 7.1 percent. It significantly increased by 91.89 percent from 2018. The poverty incidence translated to an estimated 77,050 poor families in Cavite. The number of poor families in Cavite was 26.06 percent of the total estimated magnitude of poor families in Region IV-A.

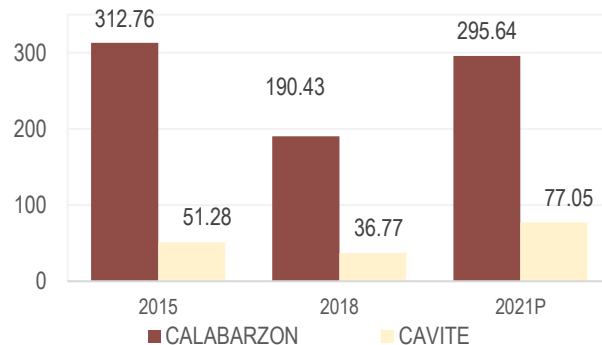


P – preliminary results

** significant change: then increase or decrease in the figures are significant at a 10% level of significance ($\alpha=0.10$)

Source: 2021 First Semester Official Poverty Statistics, Philippine Statistics Authority

Figure 3.16 Poverty incidence among families (in percent), Province of Cavite: 2015, 2018, and 2021

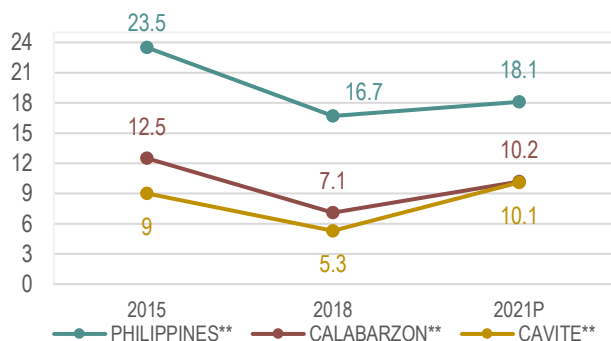


P – preliminary results

Source: 2021 First Semester Official Poverty Statistics, Philippine Statistics Authority

Figure 3.17 Magnitude of Poor Families (in thousands), Province of Cavite: 2015, 2018, and 2021

The poverty incidence among Caviteños was estimated at 10.1 percent. It significantly increased by 90.57 percent from 2018. It translates to a total of 436,330 poor Caviteños in 2021, representing 26.02 percent of the poor population in Region IV-A.

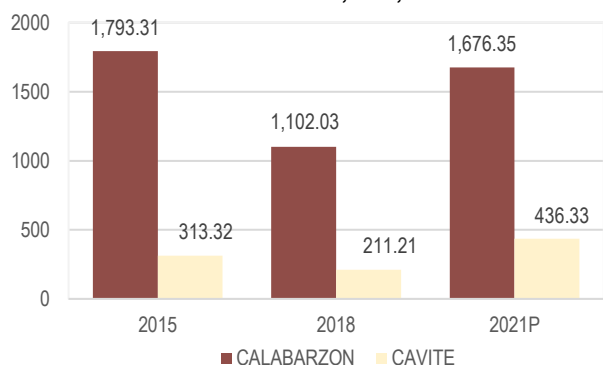


P – preliminary results

** significant change: then increase or decrease in the figures are significant at a 10% level of significance ($\alpha=0.10$)

Source: 2021 First Semester Official Poverty Statistics, Philippine Statistics Authority

Figure 3.18 Poverty incidence among population (in percent), Province of Cavite: 2015, 2018, and 2021

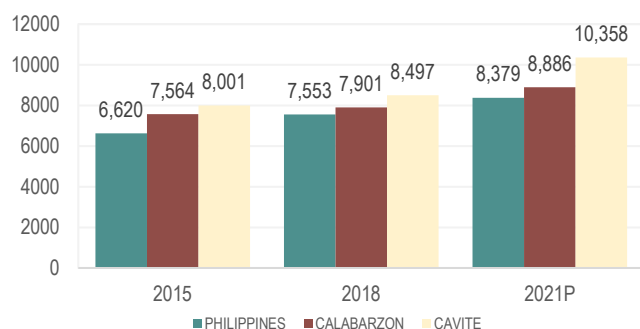


P – preliminary results

Source: 2021 First Semester Official Poverty Statistics, Philippine Statistics Authority

Figure 3.19 Magnitude of Poor Population (in thousands), Province of Cavite: 2015, 2018, and 2021

Subsistence Incidence



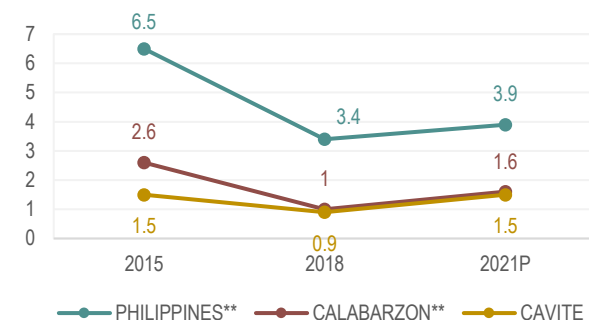
P – preliminary results

Source: 2021 First Semester Official Poverty Statistics, Philippine Statistics Authority

Figure 3.20 Monthly Food Threshold per Family (family of five), Province of Cavite: 2015, 2018, and 2021

A Caviteño family with five members needed around Php 10,358 on a monthly average to meet their basic food in 2021. The figure increased by 21.90 percent from the 2018 food threshold. The food threshold in the province was also

larger than the food threshold at the national and regional levels. Thus, 1.5 percent of Caviteño families were not able to meet their basic food needs in 2021. The figure increased by 0.6 percentage points from 2018. It translates to a total of 16,710 food-poor Caviteño families in 2021, representing 25.44 percent of the food-poor families in Region IV-A.

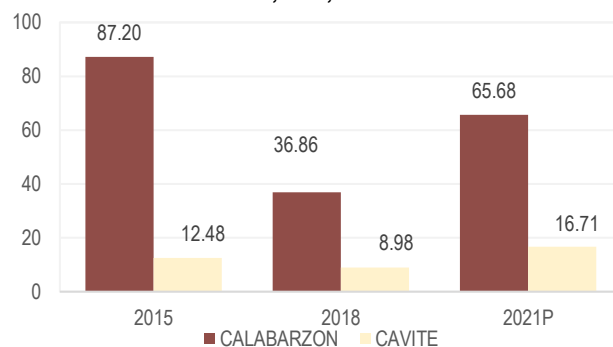


P – preliminary results

** significant change: then increase or decrease in the figures are significant at a 10% level of significance ($\alpha=0.10$)

Source: 2021 First Semester Official Poverty Statistics, Philippine Statistics Authority

Figure 3.21 Subsistence incidence among families (in percent), Province of Cavite: 2015, 2018, and 2021

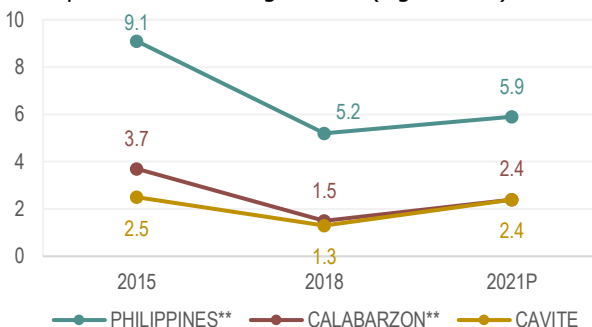


P – preliminary results

Source: 2021 First Semester Official Poverty Statistics, Philippine Statistics Authority

Figure 3.22 Magnitude of Food Poor Families (in thousands), Province of Cavite: 2015, 2018, and 2021

The subsistence incidence among Caviteño families was estimated at 2.4 percent. It significantly increased by 84.62 percent from 2018. It translates to a total of 104,120 food-poor Caviteños in 2021, representing 26.19 percent of the food-poor families in Region IV-A (Figure 3.25).



P – preliminary results

** significant change: then increase or decrease in the figures are significant at a 10% level of significance ($\alpha=0.10$)

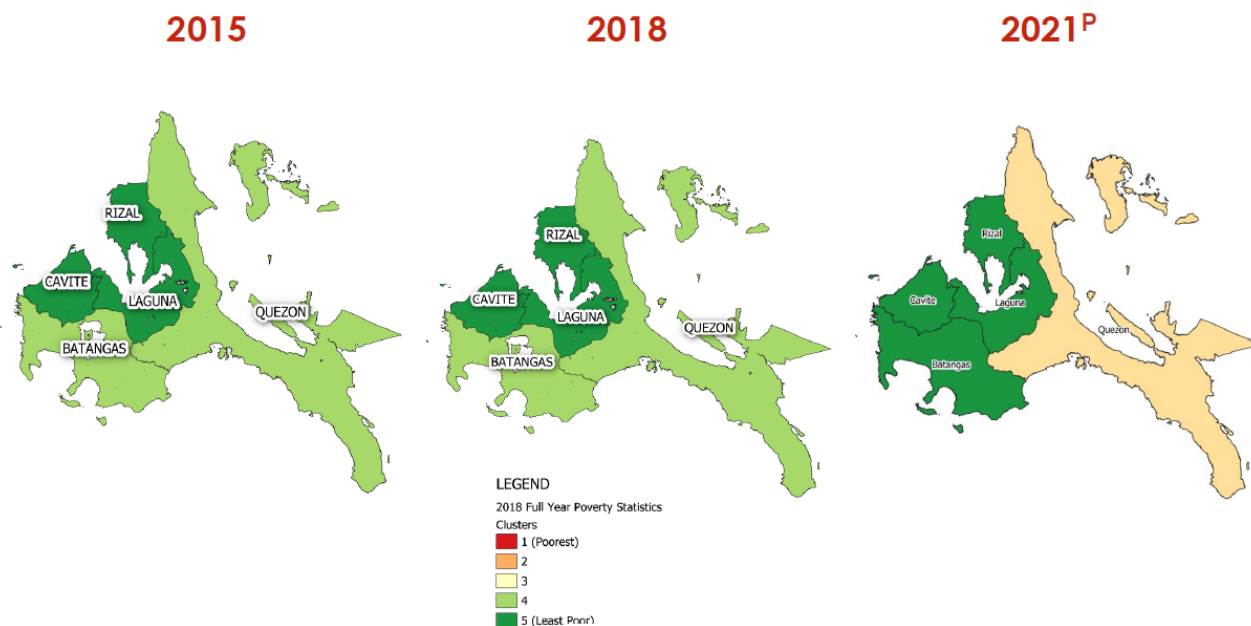
Source: 2021 First Semester Official Poverty Statistics, Philippine Statistics Authority

Figure 3.23 Subsistence incidence among population (in percent), Province of Cavite: 2015, 2018, and 2021

Cluster of Provinces based on Poverty

The poverty status in the province increased within the three-year interval. It may be associated with the offset of the COVID-19 pandemic, which affected the economy and

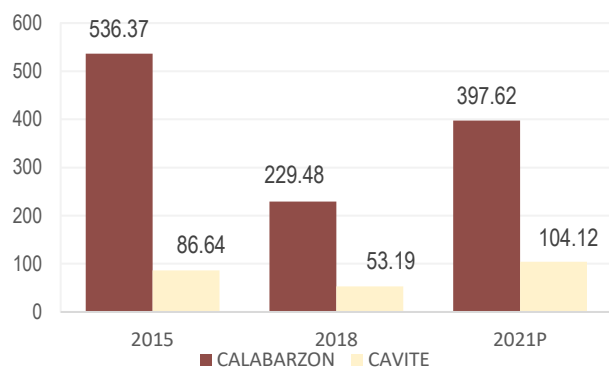
social capability of the province. Despite the increase in poverty in the province, Cavite is still included under the least poor cluster in the Philippines.



P- Preliminary Results

Source: 2021 First Semester Official Poverty Statistics, Philippine Statistics Authority

Figure 3.24 Cluster of Provinces based on the Poverty Incidence, Region IV-A (CALABARZON): 2015, 2018, and 2021



P – preliminary results

Source: 2021 First Semester Official Poverty Statistics, Philippine Statistics Authority

Figure 3.25 Magnitude of Food Poor Population (in thousands), Province of Cavite: 2015, 2018, and 2021

Small Area Estimates of Poverty at the City and Municipal Level

In terms of cities and municipalities, the estimated poverty incidence in 2018 ranges from 2.7 to 13.8. Magallanes (13.8), General Emilio Aguinaldo (13.1), and Ternate (13.80) have the highest poverty incidence in Cavite. On the other hand, City of Imus (2.7), City of General Trias (3.8), and City of Bacoor (3.9) have the lowest poverty incidence.

Table 3.14 Small Area Estimates of Poverty Incidence by City/Municipality, Province of Cavite: 2009, 2012, 2015, 2018

City/Municipality	Poverty Incidence			
	2009	2012	2015	2018
1st District				
Cavite City	5.5	5.4	6.9	5.7
Kawit	4.8	5.9	9.5	5.7
Noveleta	3.0	3.4	8.6	4.1
Rosario	5.9	7.5	5.6	5.2
2nd District				
City of Bacoor	3.6	1.1	4.9	3.9
3rd District				
City of Imus	2.3	1.1	4.9	2.7
4th District				
City of Dasmariñas	5.3	4.8	5.8	5.3
5th District				
Carmona	3.4	3.0	3.8	4.0
General Mariano Alvarez	5.7	6.0	8.0	6.4
Silang	11.0	5.5	6.9	5.8
6th District				
City of General Trias	3.5	3.2	3.9	3.8
7th District				
Amadeo	6.3	1.9	3.2	4.7
Indang	6.7	3.1	5.5	4.0
Tanza	5.4	6.8	9.0	5.2
Trece Martires City	4.3	4.6	5.3	5.9
8th District				
Alfonso	13.8	6.0	4.8	5.3
General Emilio Aguinaldo	13.7	7.3	9.6	13.1
Magallanes	19.4	13.5	17.2	13.8
Maragondon	16.3	8.9	13.8	6.1
Mendez - Nuñez	4.5	5.2	5.2	9.2
Naic	8.4	8.3	12.3	6.0
Tagaytay City	5.6	6.6	5.9	5.4
Ternate	16.5	9.0	15.2	11.4

Source: City and Municipal Level Small Area Estimates of Poverty Incidence, Philippine Statistics Authority

Present Status of Well-being

Well-being is a positive outcome that is meaningful for people and many sectors of society. It tells the perception of an individual that his/her life is going well.

Good living conditions, like housing and employment, are fundamental to well-being. Tracking these conditions is vital for public policy.

This section talks about the present status of well-being in Cavite, precisely, the status of health, social welfare, education, housing, employment and income, recreation and sports facilities, and protective services in the province.

Education

Education is a vital human right and plays a role in the better development of an individual. It deals with gaining knowledge and skills that may help every individual to better provide for themselves and their family, to work better and create opportunities for sustainable and viable economic growth, and to encourage transparency, good governance, and stability. The impact of investment in education is profound, where education results in raising income, improving health, promoting gender equality, mitigating climate change, and reducing poverty. (Global Partnership for Education, 2012)

By the implementation of Republic Act 9155, known as “The Governance of Basic Education Act of 2001”, formally renamed the Department of Education, Culture and Sports (DECS) as the Department of Education (DepEd) and transferred sports and culture to the National Commission for the Culture and Arts and the Philippine Sports Commission. The said act is the law that institutes a framework of governance for basic education and establishes authority and accountability. Six years of elementary education and four years of high school constitute the educational system in the country.

In 2012, the educational system in the Philippines was changed into a K-12 curriculum that covers 13 years of basic education with four stages, such as Kindergarten to Grade 3; Grade 4 to Grade 6; Grade 7 to 10 (Junior High School); and Grade 11 to 12 (Senior High School). By law, these levels are considered compulsory.

At the basic education level, DepEd sets overall educational standards and mandates standardized tests for the K-12 basic education system. At the higher education level, the Commission on Higher Education (CHED) supervises and regulates colleges and universities, while Technical Education and Skills Development Authority (TESDA) for technical and vocational education programs and institutions.

In Cavite, one of the vital objectives of the government is to provide quality education to every Caviteños. The help of the Department of Education, Commission on Higher Education, and Technical Education and Skills

Development Authority, brought about the outstanding literacy and competitiveness of Caviteños.

Literacy Rate

Literacy is defined as a person’s ability to read and write simple messages and questions. Basic Literacy is universal in Cavite wherein the literacy rate had posted to 99.66% among the 2,955,391 household population of 10 years old and over. Among the household population by sex, the male population had a literacy rate of 99.64 and the female population had a literacy rate of 99.67. In addition, all cities and municipalities in Cavite had a literacy rate of between 98.60 and 99.80 wherein the City of Imus had the highest rate with 99.78 and Magallanes at the lowest rate with 98.69. Even though Magallanes recorded the lowest literacy rate in Cavite, it is still considered a great standing and is still higher compared to the national literacy rate of 98.30. It can also be noted that the literacy rate of Cavite had improved a lot from 96.52 in 2000 to 99.65 in 2015.

Table 3.15 Literacy Rate by City/Municipality, Province of Cavite: 2015

City/Municipality	Literacy Rate
1st District	
Cavite City	99.72
Kawit	99.54
Noveleta	99.77
Rosario	99.72
2nd District	
City of Bacoor	99.77
3rd District	
City of Imus	99.78
4th District	
City of Dasmariñas	99.68
5th District	
Carmona	99.62
General Mariano Alvarez	99.73
Silang	99.56
6th District	
City of General Trias	99.63
7th District	
Amadeo	99.61
Indang	99.39
Tanza	99.59
Trece Martires City	99.59
8th District	
Alfonso	99.72
General Emilio Aguinaldo	99.54
Magallanes	98.69
Maragondon	98.90
Mendez	99.61
Naic	99.44
Tagaytay City	99.54
Ternate	99.73
CAVITE	99.66

Source: Philippine Statistics Authority: 2015 Census of Population

Key Performance Indicators

A Key Performance Indicator (KPI) is a performance measurement that helps organizations understand the students' performance and understand if the organization is on the right track with the strategy (Jackson, n.d.).

KPIs in education include the following as defined by the Department of Education and Philippine Statistics Authority:

- **Gross Enrolment Ratio:** total enrolment in a given level of education as a percentage of the population. It is the measure of the capacity of the schools
- **Participation/Net Enrolment Ratio:** the ratio between the enrolment in the school-age range to the total population of the age-range
- **Cohort Survival Rate:** the proportion of enrollees at the beginning grade who reach the final grade at the end of the required number of years of study
- **Completion Rate:** percentage of first-year entrants in an education level who finished the level following the required number of years of study
- **Graduation Rate:** the percentage of students who began in the same cohort who finished the level on time
- **Promotion Rate:** percentage of students promoted to the next grade level in the following school year
- **Repetition Rate:** percentage of students enrolled in a given grade and school year who study in the same grade the following year
- **Drop-out Rate:** percentage of pupils/students who do not finish a particular grade/year level. It does not capture pupils/students who finish a grade/year but do not enroll in the next grade/year of the following school year
- **School Leaver Rate:** the proportion of students who leave school during the year and those who complete the grade level but fail to enroll in the next grade level during the previous school year
- **Transition Rate:** percentage of pupils who graduate from one level of education and move on to the next level
- **Retention Rate:** percentage of enrollees in the elementary/secondary level in a given school year who continue to be in school the following year

The following tables show the available data regarding the KPIs of education in the Province of Cavite for the school year 2019-2020.

Table 3.16 *Completion Rate, Graduation Rate, Promotion Rate, Repetition Rate, School-leaver Rate, Retention Rate, and Drop-out Rate for Public and Private Schools by School Division and School Level, S.Y. 2018-2019 and S.Y. 2019-2020*

KPI and Division	Elementary		Secondary	
	S.Y. 2018-2019	S.Y. 2019-2020	S.Y. 2018-2019	S.Y. 2019-2020
Completion Rate				
City of Bacoor	96.37	96.10	94.11	86.74
Cavite ^a	100.00	99.55	99.37	96.05
Cavite City	96.54	87.30	93.50	74.40
City of Dasmaríñas	93.03	100.00	83.61	94.17
City of Gen. Trias	-	100.00	-	98.14
City of Imus	95.35	99.54	98.76	93.18
Graduation Rate				
City of Bacoor	99.08	99.27	97.93	95.69
Cavite ^a	99.09	97.99	97.91	97.03
Cavite City	99.29	99.16	97.67	93.92
City of Dasmaríñas	98.64	98.43	97.04	98.04
City of Gen. Trias	-	99.06	-	96.23
City of Imus	99.16	98.68	97.56	95.90
Promotion Rate				
City of Bacoor	97.41	97.55	95.11	93.30
Cavite ^a	97.67	97.00	96.30	94.59
Cavite City	97.75	96.29	94.33	87.16
City of Dasmaríñas	96.94	97.88	90.17	93.33
City of Gen. Trias	-	98.08	-	95.75
City of Imus	97.85	98.70	95.42	93.27
Repetition Rate				
City of Bacoor	2.00	1.80	2.78	2.65
Cavite ^a	2.33	2.93	3.55	3.92
Cavite City	1.68	1.52	4.10	4.42
City of Dasmaríñas	1.89	2.12	4.07	4.15
City of Gen. Trias	-	1.92	-	3.79
City of Imus	1.12	1.22	4.29	4.47
School-leaver Rate				
City of Bacoor	0.59	0.65	2.11	4.05
Cavite ^a	0.00	0.07	0.15	1.50
Cavite City	0.57	2.19	1.57	8.42
City of Dasmaríñas	1.17	0.00	5.76	2.51
City of Gen. Trias	-	0.00	-	0.46
City of Imus	1.03	0.08	0.30	2.26
Retention Rate				
City of Bacoor	98.76	98.68	96.03	95.42
Cavite ^a	103.47	101.62	96.65	100.54
Cavite City	99.85	96.83	93.60	90.58
City of Dasmaríñas	98.22	100.83	93.32	96.67
City of Gen. Trias	-	102.72	-	85.37
City of Imus	98.82	105.73	94.61	96.72
Drop-out Rate				
Public Schools				
City of Bacoor	2.19	NDA	3.61	NDA
Cavite ^a	2.20	NDA	4.95	NDA
Cavite City	1.15	NDA	6.42	NDA
City of Dasmaríñas	2.58	NDA	5.22	NDA
City of Gen. Trias	-	NDA	-	NDA
City of Imus	1.76	NDA	5.94	NDA
Private Schools				
City of Bacoor	0.36	NDA	1.01	NDA
Cavite ^a	0.41	NDA	0.87	NDA
Cavite City	0.43	NDA	0.80	NDA
City of Dasmaríñas	0.41	NDA	0.89	NDA
City of Gen. Trias	-	NDA	-	NDA
City of Imus	0.45	NDA	0.85	NDA

^a the rest of the province

Note: No data for the City of General Trias for S.Y. 2018-2019 since it was still merged with the Division of Cavite during the school year

Source: Enhanced Basic Education Information System, Department of Education

Table 3.17 Gross Enrolment Rate and Transition Rate for Public and Private Schools by School Division and School Level, S.Y. 2018-2019 and S.Y. 2019-2020

KPI and Division	Elementary		JHS		SHS	
	S.Y. 2018-2019	S.Y. 2019-2020	S.Y. 2018-2019	S.Y. 2019-2020	S.Y. 2018-2019	S.Y. 2019-2020
Gross Enrolment Rate						
City of Bacoor	92.20	91.26	85.98	86.28	65.18	66.99
Cavite ^a	111.85	113.16	113.55	119.19	80.77	88.77
Cavite City	82.98	81.47	81.33	77.28	91.09	90.24
City of Dasmarinaas	89.45	92.23	99.34	99.67	110.44	116.68
City of Gen. Trias	-	126.07	-	110.61	-	61.27
City of Imus	132.23	137.78	146.15	150.13	74.90	82.06
Transition Rate						
City of Bacoor	99.47	98.57	89.26	88.64	95.33	91.35
Cavite ^a	102.32	101.92	102.21	106.79	89.24	96.42
Cavite City	101.26	96.11	91.29	93.42	132.12	125.45
City of Dasmarinaas	96.82	101.00	99.58	103.38	131.24	139.49
City of Gen. Trias	-	102.40	-	75.66	-	53.90
City of Imus	98.90	105.10	103.11	104.72	67.20	71.32

^a the rest of the province

Note: No data for the City of General Trias for S.Y. 2018-2019 since it was still merged with the Division of Cavite during the school year

Source: Enhanced Basic Education Information System, Department of Education

Table 3.18 Net Enrolment Rate/Participation Rate, Cohort Survival Rate, and Gender Parity Ratio for Public and Private Schools by School Division and School Level, S.Y. 2018-2019 and S.Y. 2019-2020

KPI and Division	S.Y. 2018-2019				S.Y. 2019-2020			
	Total	Male	Female	Gender Parity Ratio	Total	Male	Female	Gender Parity Ratio
Net Enrolment Rate/Participation Rate								
Elementary								
City of Bacoor	84.86	84.47	85.27	1.01	83.98	83.21	84.81	1.02
Cavite ^a	103.85	103.47	104.27	1.01	105.41	104.86	105.99	1.01
Cavite City	77.24	76.67	77.84	1.02	76.53	75.45	77.65	1.03
City of Dasmarinaas	83.02	82.94	83.11	1.00	85.22	84.98	85.48	1.01
City of General Trias	-	-	-	-	118.41	116.87	120.06	1.03
City of Imus	123.18	123.24	123.12	1.00	129.36	126.87	129.88	1.01
Junior High School								
City of Bacoor	70.67	68.68	72.79	1.06	69.55	67.21	72.05	1.07
Cavite ^a	92.87	89.37	96.57	1.08	95.07	90.85	99.52	1.10
Cavite City	66.77	63.68	70.04	1.10	66.00	63.49	68.65	1.08
City of Dasmarinaas	81.09	78.03	84.37	1.08	80.80	77.80	84.01	1.08
City of General Trias	-	-	-	-	107.98	104.41	111.76	1.07
City of Imus	120.02	116.39	123.87	1.06	122.54	118.86	126.64	1.07
Senior High School								
City of Bacoor	46.84	40.96	52.88	1.29	41.18	36.03	46.49	1.29
Cavite ^a	58.39	50.77	66.55	1.31	55.35	47.58	63.77	1.34
Cavite City	66.25	58.45	74.77	1.28	63.86	54.70	73.89	1.35
City of Dasmarinaas	81.13	73.71	88.90	1.21	75.97	66.89	85.54	1.28
City of General Trias	-	-	-	-	54.56	48.99	60.26	1.23
City of Imus	52.91	50.63	55.15	1.09	51.87	49.28	54.43	1.10
Cohort Survival Rate								
Elementary								
City of Bacoor	96.37	94.75	97.55	1.03	96.15	95.55	96.43	1.01
Cavite ^a	100.00	100.00	100.00	1.00	100.00	100.00	100.00	1.01
Cavite City	96.54	93.90	98.40	1.05	87.30	91.03	83.91	0.92
City of Dasmarinaas	93.13	90.59	95.43	1.05	100.00	100.00	100.00	1.00
City of General Trias	-	-	-	-	100.00	100.00	100.00	1.00
City of Imus	95.50	93.47	96.72	1.03	100.00	100.00	100.00	1.00
Secondary								
City of Bacoor	94.33	92.30	96.04	1.04	89.07	84.44	94.11	1.11
Cavite ^a	99.37	98.61	100.00	1.01	96.76	94.18	98.86	1.05
Cavite City	93.50	91.07	95.74	1.05	77.88	74.67	81.24	1.09
City of Dasmarinaas	84.50	81.68	87.38	1.07	94.52	92.58	96.57	1.04
City of General Trias	-	-	-	-	100.00	100.00	100.00	1.00
City of Imus	98.79	96.91	100.00	1.03	94.84	92.50	96.62	1.04

^a the rest of the province

Note: No data for the City of General Trias for S.Y. 2018-2019 since it was still merged with the Division of Cavite during the school year

Source: Enhanced Basic Education Information System, Department of Education

The Gross Enrolment Ratio and Participation Rate in the school divisions of Cavite are showing an increasing trend from S.Y. 2016 – 2017 to S.Y. 2019 – 2020, which may indicate that more school-age population are progressively

getting elementary and secondary education through the years. However, these rates decreased in S.Y. 2019 – 2020. It may be accounted for due to the rise of COVID-19 cases in the Philippines that may hinder the children's

enrolment and school attendance other KPIs also decreased for S.Y. 2019 – 2020 which may also be related to the said reason.

The Department of Education (DepEd) formulated the Color-Coding Scheme or the Rainbow Spectrum for the deployment of teachers in public schools. As per DepEd Order (DO) 50 series of 2003, the scheme was formed to address the imbalances resulting from the shortage of teachers in the public school system due to the increase or decrease in enrolment and non-availability of new teaching positions in the General Appropriations Act for CY 2003.

Table 3.19 Teacher Deployment Analysis

Teacher-to-Pupil Ratio	Code	Interpretation
Less than 25	Blue	Excessive surplus teacher provision
25.00-29.99	Sky Blue	Surplus teacher provision
30.00-34.99	Green	Generous teacher provision
35.00-39.99	Yellow	National mean ratio
40.00-44.99	Gold	Manageable ratio
45.00-49.99	Orange	Moderate teacher shortage
More than 50.00	Red	Severe teacher shortage
No teacher available	Black	No nationally funded teachers

Source: Department of Education

However, per DO no. 88, series of 2009, the color-coding scheme was revised for the deployment of teachers in public secondary schools. It was stated that the existing color codes do not address the actual requirements in public secondary schools where teachers are assigned according to the subject area and year level. The deployment of new teacher items and the redeployment of vacant positions will be considered if the teacher-to-student ratio is at least 1:25 (Yellow to Black). On the other hand, the color-coding scheme for public elementary school teachers remains the same.

Table 3.20 is the revised color-coding scheme for public secondary schools.

Table 3.20 Teacher Deployment Analysis for Public Secondary Schools

Teacher-to-Pupil Ratio	Code	Interpretation
Less than 15	Blue	Cool color zone, with excess teachers
15.00-19.99	Sky Blue	Cool color zone, with excess teachers
20.00-24.99	Green	Cool color zone, with excess teachers
25.00-29.99	Yellow	Hot color zone, with teacher needs
30.00-34.99	Gold	Hot color zone, with teacher needs
35.00-39.99	Orange	Hot color zone, with teacher needs
More than 40.00	Red	Hot color zone, with teacher needs
No teacher available	Black	No nationally funded teachers

Source: Department of Education

The analysis is the basis of DepEd in the appointment to any existing vacant teaching positions. The Regional Director shall only issue authority to fill up vacancies for public schools where vacancies exist under the hot-colored schools (Gold to Black).

Moreover, the instructional room analysis is also formulated to study the classroom needs in the country. The analysis involves giving priority to new classroom construction in schools with black codes of room ratios that have no existing classrooms or red schools that have severe classroom shortages.

Table 3.21 Instructional Room Analysis

Classroom-to-Pupil Ratio	Code	Remarks
Less than 46	Blue	Meet Republic Act 7880 ^a with one shift
46.00 – 50.99	Yellow	Fails to meet RA 7880 with one shift
51.00 – 55.99	Gold	Does not meet RA 7880 even with double shifting
More than 56	Red	Does not meet RA 7880, schools with a severe shortage of classrooms ^b
No classroom available	Black	No existing instructional rooms

^a Republic Act No. 7880: An act of providing for the fair and equitable allocation of the DepEd budget for capital outlay

^b Classroom shortage: refers to the number of classrooms whose construction, in considering the number of students divided by the existing number of classrooms shall result in a student-classroom ratio of 45:1, classroom shall mean those exclusively used for instructional purposes and shall exclude offices, libraries, laboratories, workshops and the like

Source: Department of Education

The detailed reports for each level are discussed in the following narratives.

Educational Institutions

As of S.Y. 2021-2022, a total of 1,371 educational institutions are in Cavite - 519 public institutions (37.86%) and 852 private institutions (62.14%). The province's public elementary and secondary schools totaled 501 institutions, managed by six DepEd division offices located in the province's major cities. In terms of tertiary education, there are 79 higher education institutions in the province under the Commission of Higher Education (CHED). Technical Vocational Institutions collaborate with different private training centers and institutions to reach a wider range of the populace. Technical-vocational programs are implemented depending on the needs of the locality supervised by the Local Government Unit.

School facilities are concentrated in the City of Bacoor, the City of Dasmariñas, and the City of Imus, where these cities become the province's magnet for education.

Table 3.22 Number of Educational Institutions by City/Municipality, Province of Cavite: S.Y. 2020-2021 and SY. 2021-2022

City/Municipality	Public		Private		Total Institutions	
	S.Y. 2020-2021	S.Y. 2021-2022	S.Y. 2020-2021	S.Y. 2021-2022	S.Y. 2020-2021	S.Y. 2021-2022
1st District	50	49	53	52	103	101
Cavite City	15	15	16	16	31	31
Kawit	13	13	15	13	28	26
Noveleta	9	10	10	10	19	20
Rosario	13	11	12	13	25	24
2nd District	44	44	160	150	204	194
City of Bacoor	44	44	160	150	204	194
3rd District	36	36	132	122	168	158
City of Imus	36	36	132	122	168	158
4th District	45	45	158	148	203	193
City of Dasmaringas	45	45	158	148	203	193
5th District	80	79	119	117	199	196
Carmona	12	12	13	13	25	25
General Mariano Alvarez	12	12	35	35	47	47
Silang	56	55	71	69	127	124
6th District	37	39	78	76	115	115
City of General Trias	37	39	78	76	115	115
7th District	90	89	109	105	199	194
Amadeo	14	14	12	12	26	26
Indang	31	30	11	11	42	41
Tanza	21	21	47	45	68	66
Trece Martires City	24	24	39	37	63	61
8th District	141	138	82	82	223	220
Alfonso	25	25	8	7	33	32
General Emilio Aguinaldo	11	11	4	4	15	15
Magallanes	12	12	8	8	20	20
Maragondon	22	21	2	4	24	25
Mendez - Nuñez	12	12	12	12	24	24
Naic	30	29	25	25	55	54
Tagaytay City	22	21	21	20	43	41
Ternate	7	7	2	2	9	9
Total	523	519	891	852	1,414	1,371

Source: Department of Education Cavite Region IV-A, Cavite Higher Education Institutions

Table 3.23 Number of Public Educational Institutions by City/Municipality, Province of Cavite: S.Y. 2020-2021 and SY. 2021-2022

City/Municipality	Kinder and ES	Purely JHS	Purely SHS	JHS and SHS	HEIs	Total
1st District	38	3	2	4	2	49
Cavite City	12	0	0	2	1	15
Kawit	11	1	0	1	0	13
Noveleta	7	1	1	0	1	10
Rosario	8	1	1	1	0	11
2nd District	28	10	5	0	1	44
City of Bacoor	28	10	5	0	1	44
3rd District	26	5	4	0	1	36
City of Imus	26	5	4	0	1	36
4th District	28	8	3	5	1	45
City of Dasmaringas	28	8	3	5	1	45
5th District	63	4	1	7	4	79
Carmona	9	1	1	0	1	12
General Mariano Alvarez	8	1	0	2	1	12
Silang	46	2	0	5	2	55
6th District	27	8	3	0	1	39
City of General Trias	27	8	3	0	1	39
7th District	68	7	1	9	4	89
Amadeo	10	1	0	3	0	14
Indang	27	0	0	2	1	30
Tanza	16	1	0	3	1	21
Trece Martires City	15	5	1	1	2	24
8th District	105	12	1	16	4	138
Alfonso	18	3	0	3	1	25
General Emilio Aguinaldo	10	0	0	1	0	11
Magallanes	10	1	0	1	0	12
Maragondon	15	2	0	3	1	21
Mendez - Nuñez	7	3	1	1	0	12
Naic	23	3	0	2	1	29
Tagaytay City	17	0	0	3	1	21
Ternate	5	0	0	2	0	7
Total	383	57	20	41	18	519

Source: Department of Education Cavite Region IV-A, Cavite Higher Education Institutions

Table 3.24 Number of Private Educational Institutions by City/Municipality, Province of Cavite: S.Y. 2020-2021 and SY. 2021-2022

City/Municipality	Kinder (K)	K to 6	K and JHS	K, ES, and JHS	K, JHS, and SHS	K to G10	K to G12	ES	G1 to G10	G1 to G12	JHS	SHS	JHS and SHS	HEIs	Total
1st District	9	9	0	1	0	9	14	0	0	0	1	4	1	4	52
Cavite City	4	3	0	0	0	1	5	0	0	0	0	0	0	3	16
Kawit	1	5	0	0	0	4	3	0	0	0	0	0	0	0	13
Noveleta	3	0	0	0	0	2	4	0	0	0	0	1	0	0	10
Rosario	1	1	0	1	0	2	2	0	0	0	1	3	1	1	13
2nd District	7	52	0	0	0	43	32	0	0	0	0	6	3	7	150
City of Bacoor	7	52	0	0	0	43	32	0	0	0	0	6	3	7	150
3rd District	11	35	1	1	1	33	18	2	0	0	3	7	3	7	122
City of Imus	11	35	1	1	1	33	18	2	0	0	3	7	3	7	122
4th District	5	32	0	1	0	51	26	0	0	0	0	12	4	17	148
City of Dasmarinas	5	32	0	1	0	51	26	0	0	0	0	12	4	17	148
5th District	4	35	0	0	0	32	21	0	1	2	2	6	4	10	117
Carmona	0	3	0	0	0	5	3	0	0	0	0	1	0	1	13
Gen. Mariano Alvarez	1	10	0	0	0	12	8	0	0	0	1	2	0	1	35
Silang	3	22	0	0	0	15	10	0	1	2	1	3	4	8	69
6th District	7	30	0	0	0	15	16	0	0	0	0	1	3	4	76
City of General Trias	7	30	0	0	0	15	16	0	0	0	0	1	3	4	76
7th District	8	39	1	2	0	14	23	5	2	0	1	4	2	4	105
Amadeo	0	7	0	0	0	0	0	0	1	0	1	1	1	1	12
Indang	1	2	0	0	0	2	4	0	1	0	0	0	1	0	11
Tanza	5	15	0	2	0	9	7	3	0	0	0	2	0	2	45
Trece Martires City	2	15	1	0	0	3	12	2	0	0	0	1	0	1	37
8th District	9	20	0	0	0	5	26	0	0	0	3	8	3	8	82
Alfonso	1	0	0	0	0	1	5	0	0	0	0	0	0	0	7
Gen. Emilio Aguinaldo	1	1	0	0	0	0	1	0	0	0	1	0	0	0	4
Magallanes	0	1	0	0	0	0	3	0	0	0	1	1	0	2	8
Maragondon	0	2	0	0	0	1	0	0	0	0	0	1	0	0	4
Mendez - Nuñez	1	6	0	0	0	0	4	0	0	0	0	0	1	0	12
Naic	5	4	0	0	0	1	8	0	0	0	1	2	2	2	25
Tagaytay City	1	6	0	0	0	2	5	0	0	0	0	3	0	3	20
Ternate	0	0	0	0	0	0	0	0	0	0	0	1	0	1	2
Total	60	252	2	5	1	202	176	7	3	2	10	48	23	61	852

Source: Department of Education Cavite Divisions, Cavite Higher Education Institutions

Elementary Education

Elementary education is the first step of the Philippine educational system. It refers to the stage of compulsory basic education, which includes Kindergarten and six years of essential education informally divided into three years of primary level and three years of intermediate level. Kinder or preschool programs are designed to educate children of age four to six years old, which prepares the for first grade and developing basic skills and social behavior. Elementary education general subjects include Mother Tongue, Filipino, English, Mathematics, Science, Araling Panlipunan, Edukasyon sa Pagpapakatao, MAPEH, and Edukasyong Pantahanan at Pangkabuhayan. Non-graded education is also implemented in elementary institutions under the schools supervised by the Department of Education divisions. Non-graded education is the practice of teaching children of different levels together without the division of curriculum into steps labeled by grade designations.

Enrolment

In S.Y. 2021-2022, there is a total enrolment of 533,466 students in elementary education. The 474,188 (88.89%) students are enrolled in public elementary schools in Cavite and 59,278 (11.11%) students in private schools. The overall elementary enrolment in the province had increased by 5.57 percent in S.Y. 2021-2022 from 505,332 in S.Y. 2020-2021. Notably, the bulk of enrolment is mostly in the

cities and bigger municipalities, wherein most elementary schools are located.

Moreover, there is still more enrolment in public institutions than in private ones, despite the numerous private elementary schools in the province. It may be attributed to the high cost of private schools compared to free education in public schools. The increase in the enrolment in public elementary institutions largely affected the total enrolment in elementary institutions as it neglected the decrease in private elementary institutions' enrolment.

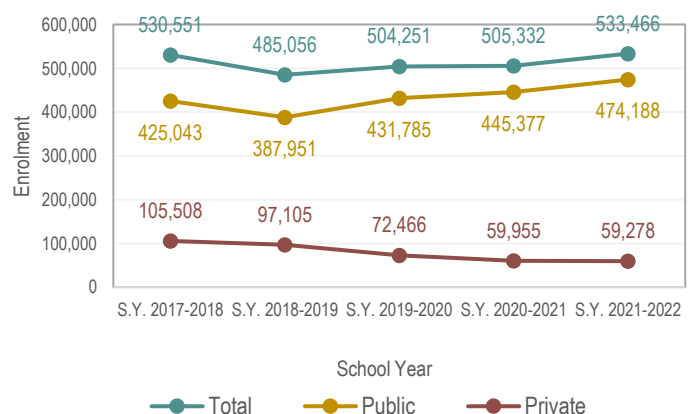


Figure 3.26 Elementary Enrolment, Province of Cavite: S.Y. 2017-2018 to S.Y. 2021-2022

Table 3.25 Enrolment in Elementary Institutions by City/Municipality, Province of Cavite: S.Y. 2021-2022

City/Municipality	Public Elementary Enrolment			Private Elementary Enrolment			Total Elementary Enrolment		
	Male	Female	Total	Male	Female	Total	Male	Female	Total
1st District			37,222			2,185			39,407
Cavite City	5,648	5,387	11,035	132	136	268	5,780	5,523	11,303
Kawit			8,442			901			9,343
Noveleta			4,524			697			5,221
Rosario			13,221			319			13,540
2nd District	30,435	28,215	58,650	6,643	6,361	13,004	37,078	34,576	71,654
City of Bacoor	30,435	28,215	58,650	6,643	6,361	13,004	37,078	34,576	71,654
3rd District	26,152	24,382	50,534	5,559	5,580	11,139	31,711	29,962	61,673
City of Imus	26,152	24,382	50,534	5,559	5,580	11,139	31,711	29,962	61,673
4th District	39,390	36,554	75,944	5,360	4,572	9,932	44,750	41,126	85,876
City of Dasmariñas	39,390	36,554	75,944	5,360	4,572	9,932	44,750	41,126	85,876
5th District			65,300			6,278			71,578
Carmona			11,007			698			11,705
General Mariano Alvarez			21,222			1,917			23,139
Silang			33,071			3,663			36,734
6th District	24,881	23,223	48,104	2,844	2,903	5,747	27,725	26,126	53,851
City of General Trias	24,881	23,223	48,104	2,844	2,903	5,747	27,725	26,126	53,851
7th District			80,733			6,021			86,754
Amadeo			4,632			732			5,364
Indang			7,800			354			8,154
Tanza			38,084			3,339			41,423
Trece Martires City			30,217			1,596			31,813
8th District			57,701			4,972			62,673
Alfonso			7,168			985			8,153
General Emilio Aguinaldo			2,488			113			2,601
Magallanes			2,901			421			3,322
Maragondon			5,216			357			5,573
Mendez – Nuñez			3,825			486			4,311
Naic			23,454			1,069			24,523
Tagaytay City			9,329			1,541			10,870
Ternate			3,320			0			3,320
Total	120,858	112,374	474,188	20,406	19,416	59,278	141,264	131,790	533,466

Source: Department of Education Division Offices of Cavite, Cavite City, City of Bacoor, City of Dasmariñas, City of Imus, City of General Trias

Enrolment in public elementary schools in S.Y.2021-2022 totaled 474,188 (88.89%). The City of Dasmariñas has the highest enrolment, comprising 16.02 percent of the total enrolment. The City of Bacoor and the City of Imus followed, comprising 12.37 percent and 10.66 percent, respectively. Conversely, Gen. Emilio Aguinaldo has the least number of enrolments accounting for 0.52 percent of the total public school enrolment. In private institutions, the enrolment totaled 59,278 (11.11%). Most enrolments are in the City of Bacoor, comprising 21.94 percent of the total private school enrolment. The Cities of Imus and Dasmariñas followed, covering 18.79 percent and 16.75 percent, respectively. On the other hand, Gen. Emilio Aguinaldo has the least number of private school enrolments, which covers 0.19 percent. Ternate has no private elementary enrolment as it has no private elementary institutions.

Completers

The completers in kinder level for S.Y. 2020-2021 totaled 62,442 students (Table 3.26). Most completers are from the City of Dasmariñas (18.27%) which also has the highest number of enrolment while the least is also in Cavite City (0.05%).

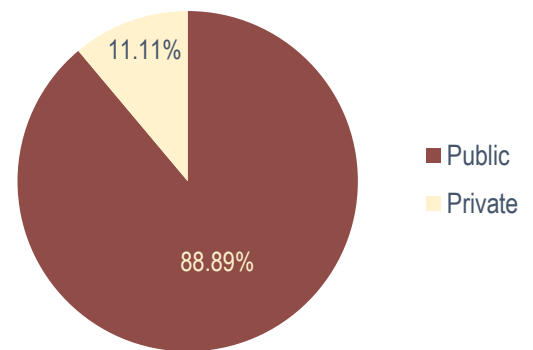


Figure 3.27 Comparative Number of Elementary Enrolment by Type, Province of Cavite: S.Y. 2021-2022

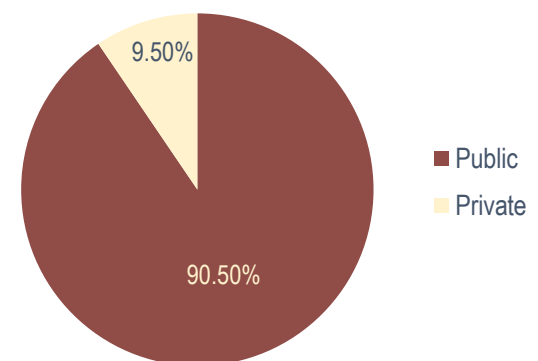


Figure 3.28 Comparative Number of Kinder Completers by Type, Province of Cavite: S.Y. 2020-2021

The completers in elementary level (Grade 6) for S.Y. 2021 – 2022 totaled 77,493 students (Table 3.27). Most completers are from the City of Dasmarina (16.02%) which also has the highest number of enrolment while the least is also in General Emilio Aguinaldo (0.51%).

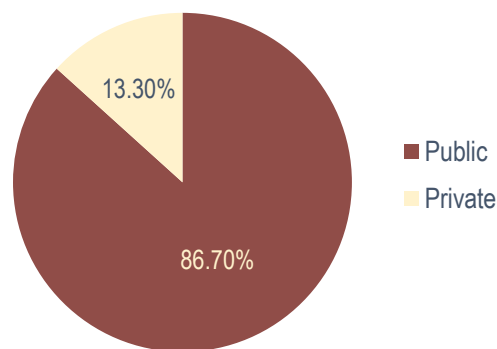


Figure 3.29 Comparative Number of Elementary Completers (Grade 6) by Type, Province of Cavite: S.Y. 2020-2021

Table 3.26 Completers in Elementary Education (Kinder) by City/Municipality, Province of Cavite: S.Y. 2020-2021

City/Municipality	Public Kinder Completers			Private Kinder Completers			Total Kinder Completers		
	Male	Female	Total	Male	Female	Total	Male	Female	Total
1st District	1,800	1,676	3,476	121	117	238	1,921	1,793	3,714
Cavite City	NDA	NDA	NDA	14	16	30	14	16	30
Kawit	651	558	1,209	51	55	106	702	613	1,315
Noveleta	313	291	604	36	31	67	349	322	671
Rosario	836	827	1,663	20	15	35	856	842	1,698
2nd District	4,237	4,054	8,291	821	802	1,623	5,058	4,856	9,914
City of Bacoor	4,237	4,054	8,291	821	802	1,623	5,058	4,856	9,914
3rd District	3,350	3,046	6,396	505	522	1,027	3,855	3,568	7,423
City of Imus	3,350	3,046	6,396	505	522	1,027	3,855	3,568	7,423
4th District	5,288	5,069	10,357	539	511	1,050	5,827	5,580	11,407
City of Dasmarina	5,288	5,069	10,357	539	511	1,050	5,827	5,580	11,407
5th District	4,598	4,356	8,954	341	402	743	4,939	4,758	9,697
Carmona	853	789	1,642	52	66	118	905	855	1,760
General Mariano Alvarez	1,382	1,335	2,717	101	114	215	1,483	1,449	2,932
Silang	2,363	2,232	4,595	188	222	410	2,551	2,454	5,005
6th District									
City of General Trias	NDA	NDA	NDA	NDA	NDA	NDA	NDA	NDA	NDA
7th District	5,616	5,347	10,963	357	358	715	5,973	5,705	11,678
Amadeo	330	309	639	26	35	61	356	344	700
Indang	626	629	1,255	34	34	68	660	663	1,323
Tanza	2,538	2,452	4,990	216	210	426	2,754	2,662	5,416
Trece Martires City	2,122	1,957	4,079	81	79	160	2,203	2,036	4,239
8th District	4,124	3,952	8,076	253	280	533	4,377	4,232	8,609
Alfonso	547	550	1,097	29	33	62	576	583	1,159
General Emilio Aguinaldo	155	183	338	13	10	23	168	193	361
Magallanes	223	215	438	18	18	36	241	233	474
Maragondon	366	377	743	10	9	19	376	386	762
Mendez – Nuñez	285	289	574	26	26	52	311	315	626
Naic	1,577	1,431	3,008	70	86	156	1,647	1,517	3,164
Tagaytay City	725	665	1,390	87	98	185	812	763	1,575
Ternate	246	242	488	0	0	0	246	242	488
Total ^a	29,013	27,500	56,513	2,937	2,992	5,929	31,950	30,492	62,442

^a does not include graduates from the City of General Trias and public kinder completers in Cavite City

Source: Department of Education Division Offices of Cavite, Cavite City, City of Bacoor, City of Dasmarina, City of Imus

Table 3.27 Completers in Elementary Education (Grade 6) by City/Municipality, Province of Cavite: S.Y. 2020-2021

City/Municipality	Public Elementary Completers			Private Elementary Completers			Total Elementary Completers		
	Male	Female	Total	Male	Female	Total	Male	Female	Total
1st District	7,489	7,175	14,664	328	322	650	7,817	7,497	15,314
Cavite City	5648	5387	11,035	118	120	238	5766	5507	11,273
Kawit	636	603	1,239	88	79	167	724	682	1,406
Noveleta	295	314	609	67	85	152	362	399	761
Rosario	910	871	1,781	55	38	93	965	909	1,874
2nd District	4,065	3,844	7,909	1,306	1,336	2,642	5,371	5,180	10,551
City of Bacoor	4,065	3,844	7,909	1,306	1,336	2,642	5,371	5,180	10,551
3rd District	3,283	3,110	6,393	1,010	977	1,987	4,293	4,087	8,380
City of Imus	3,283	3,110	6,393	1,010	977	1,987	4,293	4,087	8,380
4th District	5,408	5,345	10,753	856	809	1,665	6,264	6,154	12,418
City of Dasmarina	5,408	5,345	10,753	856	809	1,665	6,264	6,154	12,418
5th District	4,664	4,498	9,162	666	666	1,332	5,330	5,164	10,494
Carmona	791	765	1,556	89	86	175	880	851	1,731
General Mariano Alvarez	1,530	1,430	2,960	222	214	436	1,752	1,644	3,396
Silang	2,343	2,303	4,646	355	366	721	2,698	2,669	5,367

City/Municipality	Public Elementary Completers			Private Elementary Completers			Total Elementary Completers		
	Male	Female	Total	Male	Female	Total	Male	Female	Total
6th District									
City of General Trias	NDA	NDA	NDA	NDA	NDA	NDA	NDA	NDA	NDA
7th District	5,347	5,272	10,619	630	592	1,222	5,977	5,864	11,841
Amadeo	334	329	663	60	53	113	394	382	776
Indang	581	509	1,090	63	77	140	644	586	1,230
Tanza	2,442	2,427	4,869	321	267	588	2763	2694	5,457
Trece Martires City	1,990	2,007	3,997	186	195	381	2176	2202	4,378
8th District	3,866	3,817	7,683	419	393	812	4,285	4,210	8,495
Alfonso	540	486	1,026	60	67	127	600	553	1,153
General Emilio Aguinaldo	190	181	371	15	9	24	205	190	395
Magallanes	189	200	389	43	40	83	232	240	472
Maragondon	371	363	734	19	25	44	390	388	778
Mendez – Nuñez	250	269	519	67	43	110	317	312	629
Naic	1,399	1,408	2,807	92	96	188	1491	1504	2,995
Tagaytay City	692	694	1,386	123	113	236	815	807	1,622
Ternate	235	216	451	0	0	0	235	216	451
Total^a	34,122	33,061	67,183	5,215	5,095	10,310	39,337	38,156	77,493

^a does not include graduates from the City of General Trias

Source: Department of Education Division Offices of Cavite, Cavite City, City of Bacoor, City of Dasmariñas, City of Imus

Teachers

Table 3.28 Number of Public Teachers in Elementary Education Institutions and Public Teacher to Pupil Ratio by City/Municipality, Province of Cavite: S.Y. 2019-2020 to S.Y. 2021-2022

City/Municipality	Number of Teachers			Teacher-to-Pupil Ratio		
	S.Y. 2019-2020	S.Y. 2020-2021	S.Y. 2021-2022	S.Y. 2019-2020	S.Y. 2020-2021	S.Y. 2021-2022
1st District	1,320	1,385	1,338	1:28	1:26	1:28
Cavite City	455	491	562	1:22	1:21	1:20
Kawit	275	283	274	1:30	1:29	1:31
Noveleta	148	161	152	1:29	1:27	1:30
Rosario	442	450	438	1:31	1:28	1:30
2nd District	1,561	1,585	1,586	1:34	1:36	1:37
City of Bacoor	1,561	1,585	1,586	1:34	1:36	1:37
3rd District	1,213	1,268		1:33	1:38	
City of Imus	1,213	1,268	NDA	1:33	1:38	NDA
4th District	2,079	2,200		1:35	1:31	
City of Dasmariñas	2,079	2,200	NDA	1:35	1:31	NDA
5th District	1,978	2,024	1,946	1:32	1:31	1:34
Carmona	317	331	309	1:32	1:33	1:36
Gen. M. Alvarez	633	650	625	1:32	1:31	1:34
Silang	1,028	1,043	1,012	1:31	1:29	1:33
6th District	1,185	1,205	1,180	1:35	1:37	1:41
City of Gen Trias	1,185	1,205	1180	1:35	1:37	1:41
7th District	2,143	2,142	2,083	1:34	1:35	1:39
Amadeo	134	136	132	1:32	1:34	1:35
Indang	275	276	267	1:26	1:28	1:29
Tanza	953	954	928	1:36	1:37	1:41
Trece Martires City	781	776	756	1:35	1:37	1:40
8th District	1,716	1,740	1,690	1:30	1:31	1:34
Alfonso	213	218	210	1:31	1:33	1:34
G. E. Aguinaldo	96	97	92	1:24	1:25	1:27
Magallanes	110	110	109	1:24	1:25	1:27
Maragondon	171	176	169	1:30	1:31	1:31
Mendez - Nuñez	115	116	111	1:32	1:33	1:34
Naic	617	619	601	1:32	1:33	1:39
Tagaytay City	296	305	300	1:31	1:30	1:31
Ternate	98	99	98	1:32	1:33	1:34
Total	13,195	13,549	9,823^a	1:33	1:33	1:33^a

^a does not include the City of Imus and Dasmariñas

Sources: Department of Education Division Offices of Cavite, Cavite City, City of Bacoor, City of Dasmariñas, City of Imus, City of General Trias, Region IV-A (S.Y. 2019-2020 & S.Y.2021-2022); Department of Education Region IV-A (S.Y. 2020-2021)

*Teacher to Pupil Ratio is computed by the Provincial Planning and Development Office

The estimated teacher-to-pupil ratio remained at 1:33. The ratio means that Cavite has a generous teacher provision.

It also explains that a public teacher trains 33 public students, on average. All cities and municipalities in Cavite’s teacher-to-pupil ratio are all within or above the manageable ratio, meaning that Cavite has enough public elementary teachers deployed, in general.

Cavite City remains to have an excessive surplus of teachers. The municipalities of Indang, General Emilio Aguinaldo, and Magallanes also has surplus teacher provision. The teacher deployment in the cities of Bacoor, Trece Martires, Carmona, Amadeo, and Naic is within the national mean ratio. The City of General Trias and Tanza have manageable teacher deployment. The rest of the cities and municipalities have generous teacher provisions.

Overall, the number of teachers in the province resulted in a sufficient number of teachers to fill up the teacher shortage in some towns in the previous years and maintain a generous teacher provision at the provincial level.

Classrooms

There are 7,722 classrooms in elementary public institutions in the province, excluding those in the City of Imus. It resulted in an estimated classroom-to-pupil ratio of 1:55. It means that, in general, 55 students are using a classroom on average. It also means that Cavite fails to meet RA 7880 with double shifting. RA 7880 is the act of providing for the fair and equitable allocation of the DepEd budget for capital outlay.

Some cities and municipalities in Cavite met RA 7880 in one shift. It includes Cavite City, Kawit, Rosario, Carmona, Indang, Alfonso, General Emilio Aguinaldo, Magallanes, Mendez – Nuñez, Tagaytay City, and Ternate. Most shortages of classrooms are in urban areas such as the City of Dasmariñas, City of Bacoor, City of General Trias, and Trece Martires City.

Generally, there are enough public elementary schools in the province that are strategically located to be accessible to the general populace. The incessant increase in population resulted in a classroom backlog in the province.

Table 3.29 Number of Classrooms in Public Elementary Education Institutions and Public Classroom to Pupil Ratio by City/Municipality, Province of Cavite: S.Y. 2019-2020 to S.Y. 2021-2022

City/Municipality	Number of Classrooms			Classroom-to-Pupil Ratio		
	S.Y. 2019-2020	S.Y. 2020-2021	S.Y. 2021-2022	S.Y. 2019-2020	S.Y. 2020-2021	S.Y. 2021-2022
1st District	975	878	623	1:37	1:40	1:39
Cavite City	369	259	327	1:27	1:38	1:34
Kawit	202	206	216	1:41	1:40	1:39
Noveleta	104	101	95	1:41	1:42	1:48
Rosario	300	312	312	1:46	1:41	1:42
2nd District	881	1,427	877	1:60	1:40	1:67
City of Bacoor	881	1,427	877	1:60	1:40	1:67
3rd District	701	1,058		1:57	1:45	
City of Imus	701	1,058	NDA	1:57	1:45	NDA
4th District	942	1,105	1106	1:78	1:61	1:69
City of Dasmariñas	942	1,105	1106	1:78	1:61	1:69
5th District	1,310	1,365	1348	1:48	1:45	1:48
Carmona	230	236	242	1:45	1:46	1:45
Gen. M. Alvarez	392	410	383	1:52	1:50	1:55
Silang	688	719	736	1:47	1:43	1:46
6th District	920	902	850	1:44	1:49	1:57
City of Gen Trias	920	902	850	1:44	1:49	1:57
7th District	1,268	1,398	1342	1:58	1:54	1:60
Amadeo	98	125	97	1:44	1:36	1:48
Indang	195	222	210	1:37	1:35	1:37
Tanza	547	585	573	1:63	1:60	1:66
Trece Martires City	428	466	472	1:64	1:61	1:64
8th District	1,180	1,299	1213	1:44	1:42	1:48
Alfonso	142	197	164	1:47	1:36	1:44
G. E. Aguinaldo	74	82	74	1:31	1:29	1:34
Magallanes	87	111	95	1:31	1:25	1:31
Maragondon	85	106	85	1:60	1:51	1:61
Mendez - Nuñez	91	94	86	1:41	1:41	1:44
Naic	368	370	389	1:53	1:56	1:60
Tagaytay City	260	264	260	1:35	1:34	1:36
Ternate	73	75	73	1:43	1:43	1:45
Total	8,177	9,432	7,722^a	1:53	1:47	1:55^a

a does not include the City of Imus

Sources: Department of Education Division Offices of Cavite, Cavite City, City of Bacoor, City of Dasmariñas, City of Imus, City of General Trias, Region IV-A (S.Y. 2019-2020 & S.Y.2021-2022); Department of Education Region IV-A (S.Y. 2020-2021)

*Teacher to Pupil Ratio is computed by the Provincial Planning and Development Office

Secondary Education

With the implementation of the K-12 program in the Philippines, the secondary school was divided into two, having four years of Junior High School and two years of Senior High School. The Senior High School was an additional two-year program of the K-12 to prepare graduates for tertiary education, middle-level skills development, employment, and entrepreneurship.

Junior High School

The Junior High School covers four years of education, grade 7 to grade 10, upon completion of the elementary level. DepEd specified a compulsory curriculum for all junior high school students. There are five core subjects taught in Junior High, such as Science, Mathematics, English, Filipino, and Araling Panlipunan (Social Studies). Other subjects taught at all levels of junior high include MAPEH, Values Education and Technology, and Livelihood Education.

Enrolment

The overall enrolment in junior high school education is 323,513 in S.Y. 2021-2022. It increased by 6.89 percent from 302,660 in S.Y. 2020-2021. The highest enrolment was recorded in the City of Dasmariñas, covering 17.06 percent, and the lowest was in General Emilio Aguinaldo with 0.44 percent.

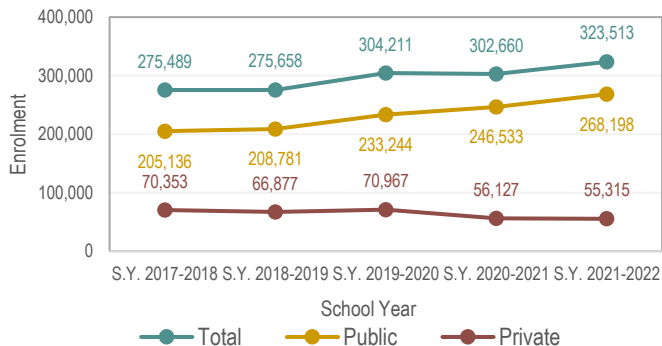


Figure 3.30 Junior High School Enrolment, Province of Cavite: S.Y. 2017-2018 to S.Y. 2021-2022

Most enrolment is in public junior high institutions that sum up to 268,198 students accounting for 82.90 percent of the total enrollees. Most public enrollees are in the City of Dasmariñas (16.55%), which also has the most public JHS institutions. The City of Imus (11.80%) and the City of Bacoor (11.27%) followed. The least public JHS enrollees are in Magallanes (0.37%). On the other hand, private JHS enrolment totaled 55,315 (17.10%), wherein most are in the City of Dasmariñas (19.53%), followed by the City of Bacoor (17.20%) and the City of Imus (16.08%) while the least is in General Emilio Aguinaldo (0.10%). In addition, there are no private JHS schools in Ternate.

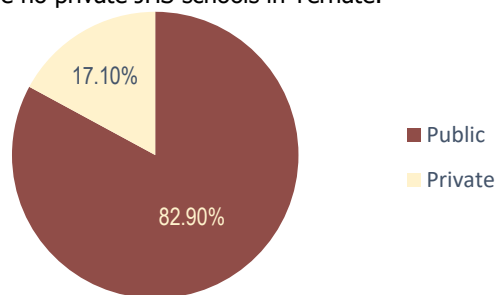


Figure 3.31 Comparative Number of Junior High School Enrolment by Type, Province of Cavite: S.Y. 2021-2022

Completers

The completers in junior high school education for S.Y. 2020-2021 totaled 71,727 students. Most completers are from the City of Dasmariñas (17.97%), while the least is also in General Emilio Aguinaldo (0.41%).

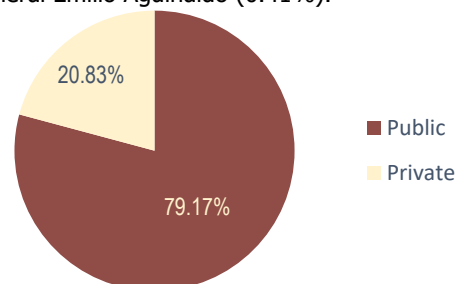


Figure 3.32 Comparative Number of Junior High School Completers by Type, Province of Cavite: S.Y. 2020-2021

Table 3.30 Enrolment in Junior High School Education by City/Municipality, Province of Cavite: S.Y. 2021-2022

City/Municipality	Public Junior High School			Private Junior High School			Total Enrolment		
	Male	Female	Total	Male	Female	Total	Male	Female	Total
1st District			22,448	313	380	3,000			
Cavite City	2,569	4,638	7,207	313	380	693	2,882	5,018	7,900
Kawit			5,841			716			6,557
Noveleta			2,352			836			3,188
Rosario			7,048			755			7,803
2nd District	15,401	14,827	30,228	4,763	4,752	9,515	20,164	19,579	39,743
City of Bacoor	15,401	14,827	30,228	4,763	4,752	9,515	20,164	19,579	39,743
3rd District	16,197	15,460	31,657	4,450	4,442	8,892	20,647	19,902	40,549
City of Imus	16,197	15,460	31,657	4,450	4,442	8,892	20,647	19,902	40,549
4th District	22,360	22,023	44,383	5,523	5,282	10,805	27,883	27,305	55,188
City of Dasmariñas	22,360	22,023	44,383	5,523	5,282	10,805	27,883	27,305	55,188
5th District			34,447			9,111			43,558
Carmona			6,310			493			6,803
General Mariano Alvarez			11,815			1,975			13,790
Silang			16,322			6,643			22,965
6th District	12,909	11,976	24,885	2,391	2,333	4,724	15,300	14,309	29,609
City of General Trias	12,909	11,976	24,885	2,391	2,333	4,724	15,300	14,309	29,609
7th District			47,973			4,433			52,406
Amadeo			3,402			135			3,537
Indang			3,867			713			4,580
Tanza			24,828			2,015			26,843
Trece Martires City			15,876			1,570			17,446
8th District			32,177			4,835			37,012
Alfonso			4,469			788			5,257
General Emilio Aguinaldo			1,374			53			1,427
Magallanes			1,000			784			1,784
Maragondon			4,505			92			4,597
Mendez – Nuñez			1,935			589			2,524
Naic			9,406			1,926			11,332
Tagaytay City			7,680			603			8,283
Ternate			1,808			0			1,808
Total	66,867	64,286	268,198	17,440	17,189	55,315	83,994	81,095	323,513

Source: Department of Education Division Offices of Cavite, Cavite City, City of Bacoor, City of Dasmariñas, City of Imus, City of General Trias

Table 3.31 Completers in Junior High School Education (Grade 10) by City/Municipality, Province of Cavite: S.Y. 2020-2021

City/Municipality	Public Junior High School			Private Junior High School			Total Completers		
	Male	Female	Total	Male	Female	Total	Male	Female	Total
1st District	4,027	6,285	10,312	625	664	1,289	4,652	6,949	11,601
Cavite City	2569	4638	7,207	313	380	693	2882	5018	7,900
Kawit	616	690	1,306	128	119	247	744	809	1,553
Noveleta	223	210	433	100	90	190	323	300	623
Rosario	619	747	1,366	84	75	159	703	822	1,525
2nd District	2,716	2,962	5,678	1,417	1,305	2,722	4,133	4,267	8,400
City of Bacoor	2,716	2,962	5,678	1,417	1,305	2,722	4,133	4,267	8,400
3rd District	3,098	3,229	6,327	1,348	1,427	2,775	4,446	4,656	9,102
City of Imus	3,098	3,229	6,327	1,348	1,427	2,775	4,446	4,656	9,102
4th District	4,810	5,116	9,926	1,526	1,436	2,962	6,336	6,552	12,888
City of Dasmariñas	4,810	5,116	9,926	1,526	1,436	2,962	6,336	6,552	12,888
5th District	3,531	3,751	7,282	1,261	1,346	2,607	4,792	5,097	9,889
Carmona	653	714	1,367	64	65	129	717	779	1,496
General Mariano Alvarez	1,329	1,298	2,627	277	265	542	1,606	1,563	3,169
Silang	1,549	1,739	3,288	920	1,016	1,936	2,469	2,755	5,224
6th District									
City of General Trias	NDA	NDA	NDA	NDA	NDA	NDA	NDA	NDA	NDA
7th District	4,877	5,296	10,173	685	658	1,343	5,562	5,954	11,516
Amadeo	397	365	762	19	22	41	416	387	803
Indang	449	452	901	136	117	253	585	569	1,154
Tanza	2,324	2,599	4,923	294	280	574	2,618	2,879	5,497
Trece Martires City	1,707	1,880	3,587	236	239	475	1,943	2,119	4,062
8th District	3,433	3,655	7,088	619	624	1,243	4,052	4,279	8,331
Alfonso	504	510	1,014	107	103	210	611	613	1,224
General Emilio Aguinaldo	128	149	277	6	10	16	134	159	293
Magallanes	96	104	200	126	112	238	222	216	438
Maragondon	497	540	1,037	0	0	0	497	540	1,037
Mendez – Nuñez	186	201	387	97	118	215	283	319	602
Naic	890	943	1,833	212	207	419	1,102	1,150	2,252
Tagaytay City	901	998	1,899	71	74	145	972	1,072	2,044
Ternate	231	210	441	0	0	0	231	210	441
Total^a	26,492	30,294	56,786	7,481	7,460	14,941	33,973	37,754	71,727

a does not include graduates from the City of General Trias

Source: Department of Education Division Offices of Cavite, Cavite City, City of Bacoor, City of Dasmariñas, City of Imus

Teachers

The number of public JHS teachers in the province totaled 8,017. It showed that, in general, there is an additional teacher need at the public junior high level, wherein 30 students are handled by a teacher, on average.

The teacher-to-student ratio at the city and municipality level is mostly in the yellow scheme, which is included in the hot color zone, however still manageable. The largest change was in Cavite City. It has a 1:18 (light blue scheme) teacher-to-pupil ratio in S.Y. 2020-2021 to a 1:27 ratio (yellow scheme) in S.Y. 2021-2022. It can be attributed to the decrease in the number of teachers from previous school years (5.36%), while there is an increase of 40.05 percent in the total public junior high school enrolment in the same year.

Table 3.32 Number of Public Teachers in Junior High School Education Institutions and Public Teacher-to-Pupil Ratio by City/Municipality, Province of Cavite: S.Y. 2019-2020 to S.Y. 2021-2022

City/Municipality	Number of Teachers			Teacher-to-Pupil Ratio		
	S.Y. 2019-2020	S.Y. 2020-2021	S.Y. 2021-2022	S.Y. 2019-2020	S.Y. 2020-2021	S.Y. 2021-2022
1st District	799	805	789	1:26	1:25	1:28
Cavite City	269	280	265	1:24	1:18	1:27
Kawit	215	214	215	1:27	1:27	1:27
Novelita	67	65	64	1:30	1:33	1:37
Rosario	248	246	245	1:26	1:28	1:29
2nd District	777	921	975	1:32	1:30	1:31
City of Bacoor	777	921	975	1:32	1:30	1:31
3rd District	881	893	NDA	1:24	1:33	NDA
City of Imus	881	893	NDA	1:24	1:33	NDA
4th District	1,472	1,657	1,868	1:28	1:24	1:24
City of Dasmarinas	1,472	1,657	1,868	1:28	1:24	1:24
5th District	1,159	1,153	1,161	1:28	1:27	1:30
Carmona	220	220	218	1:27	1:29	1:29
Gen. M. Alvarez	398	396	396	1:27	1:26	1:30
Silang	541	537	547	1:29	1:28	1:30
6th District	1,350	695	690	1:15	1:33	1:36
City of Gen Trias	1,350	695	690	1:15	1:33	1:36
7th District	1,407	1,405	1,421	1:31	1:31	1:34
Amadeo	124	124	123	1:25	1:27	1:28
Indang	117	117	113	1:28	1:32	1:34
Tanza	653	653	636	1:33	1:34	1:39
Trece Martires City	513	511	549	1:29	1:28	1:29
8th District	1,077	1,074	1,113	1:27	1:29	1:29
Alfonso	151	150	151	1:26	1:29	1:30
G. E. Aguinaldo	43	43	43	1:27	1:30	1:32
Magallanes	39	38	39	1:23	1:25	1:26
Maragondon	189	189	188	1:23	1:24	1:24
Mendez - Nuñez	72	72	76	1:22	1:25	1:25
Naic	234	233	251	1:32	1:36	1:37
Tagaytay City	284	286	302	1:27	1:26	1:25
Ternate	65	63	63	1:28	1:29	1:29
Total	8,922	8,603	8,017^a	1:26	1:29	1:30^a

^a does not include the City of Imus

Sources: Department of Education Division Offices of Cavite, Cavite City, City of Bacoor, City of Dasmarinas, City of Imus, City of General Trias, Region IV-A (S.Y. 2019-2020); Department of Education Region IV-A (S.Y. 2020-2021)

*Teacher to Pupil Ratio is computed by the Provincial Planning and Development Office

Classrooms

There are 2,750 classrooms in junior high school public institutions in the province, excluding those in the City of Imus and Dasmarinas. It resulted in a classroom-to-pupil ratio of 1:70. The ratio means that in one classroom, 70 students are using it on average. It also means that Cavite does not meet Republic Act No. 7880, and the schools have a severe shortage of classrooms.

Some cities and municipalities in Cavite met RA 7880 in one shift. These are Magallanes, Maragondon, and Mendez-Nuñez. Cavite City is the only municipality that failed to meet RA 7880 with one shift but can be met through the double shifting of classes. The rest of the cities and municipalities have a severe shortage of classrooms. Tanza, City of Bacoor, and Naic have the most severe shortage of classrooms despite being one of the localities with large number of classrooms in the province. It may be due to a large amount of enrolment in these cities. The incessant increase in population resulted in a huge classroom backlog in the province.

Table 3.33 Number of Classrooms in Public Junior High School Education Institutions and Public Classroom-to-Pupil Ratio by City/Municipality, Province of Cavite: S.Y. 2020-2021 and S.Y. 2021-2022

City/Municipality	Number of Classrooms		Classroom-to-Pupil Ratio	
	S.Y. 2020-2021	S.Y. 2021-2022	S.Y. 2020-2021	S.Y. 2021-2022
1st District	387	409	1:51	1:55
Cavite City	137	144	1:38	1:50
Kawit	92	108	1:63	1:54
Novelita	30	29	1:71	1:81
Rosario	128	128	1:53	1:55
2nd District	361	329	1:77	1:92
City of Bacoor	361	329	1:77	1:92
3rd District	351	NDA	1:84	NDA
City of Imus	351	NDA	1:84	NDA
4th District	518	NDA	1:78	NDA
City of Dasmarinas	518	NDA	1:78	NDA
5th District	525	531	1:60	1:65
Carmona	107	101	1:59	1:62
Gen. M. Alvarez	197	185	1:52	1:64
Silang	221	245	1:68	1:67
6th District	327	327	1:69	1:76
City of General Trias	327	327	1:69	1:76
7th District	661	608	1:67	1:79
Amadeo	75	64	1:44	1:53
Indang	58	59	1:65	1:66
Tanza	283	258	1:79	1:96
Trece Martires City	245	227	1:59	1:70
8th District	591	546	1:52	1:59
Alfonso	93	84	1:47	1:53
Gen. E. Aguinaldo	23	18	1:56	1:76
Magallanes	22	22	1:43	1:45
Maragondon	113	107	1:40	1:42
Mendez - Nuñez	51	44	1:35	1:44
Naic	118	102	1:72	1:92
Tagaytay City	137	138	1:55	1:56
Ternate	34	31	1:54	1:58
Total	3,721	2,750^a	1:66	1:70^a

^a does not include the City of Imus and the City of Dasmarinas

Sources: Department of Education Division Offices of Cavite, Cavite City, City of Bacoor, City of General Trias

*Classroom to pupil ratio is computed by the Provincial Planning and Development Office

Senior High School

The new high school curriculum includes core classes and specialization classes based on student choice of specialization. Students may choose a specialization based on aptitude, interests, and school capacity. The career track choice will define the subject contents the student will take in Grades 11 and 12.

There are seven learning areas under the core curriculum. These are Language, Literature, Communication, Mathematics, Philosophy, Natural Sciences, and Social Sciences. These makeup core courses with the same contents and competencies but with allowed contextualization based on the school's location despite specializations of tracks and strands. Track subjects are divided into Academic, Technical-Vocational-Livelihood (TVL), and Sports and Arts tracks. The Academic track further includes four strands, namely, Accountancy, Business, and Management (ABM) strand, the Humanities and Social Sciences (HUMSS) strand, Science, Technology, Engineering, and Mathematics (STEM) strand, and General Academic Strand (GAS).

TVL Track offers courses that will equip students with job-ready skills, even without college. It also invests in skills that can help the students gain requisite Certificates of Competency (COCs) and National Certificates (NCs). These certificates are essential for better career opportunities in agriculture, electronics, and trade. It also has four strands that the students can choose from, such as Agri-Fishery Arts Strand, Home Economic Strand, Industrial Arts Strand, and Information and Communication (ICT) Strand.

On the other hand, Sports Track aims to give students knowledge of the basic principles and techniques of physical education and recreation and discusses various factors that affect social, psychological, and cognitive development in sports leadership and management. The track serves as a preparatory for sport science and physical therapy courses. The enrolment in this track may be the least since only a few schools are offering the track in the province.

Moreover, the HUMSS strand, under the Academic track, focuses on improving the student's reading, writing, and speaking skills. Students who take this strand may take journalism, communication arts, liberal arts, education, and other social science-related courses in college. The ABM strand emphasizes the basic concept of financial management, accounting, and corporate operations, paving the way for business-related college degrees. The STEM strand exposes students to complex mathematical and scientific theories and concepts that equip the students with a foundation for Math, Science, or Engineering studies in college. Lastly, the GAS strand provides a glimpse into different courses that may help the students make a more informed decision about their future career path.

Moreover, the Pre-Baccalaureate Maritime (PBM) specialization is a modified program of the STEM strand. The specialization is to encourage senior high school students to pursue maritime higher education. PNTC

Colleges in the City of Dasmariñas is the only school in Cavite that has PBM enrolment.

Enrolment

There is a total of 145,914 enrolments in senior high school education in S.Y. 2021-2022, which increased by 23.88 percent from 117,782 in S.Y.2020-2021. The highest enrolment was in the City of Dasmariñas with 33,914 enrollees (23.24%) and the lowest was in General Emilio Aguinaldo with 586 enrollees (0.40%).

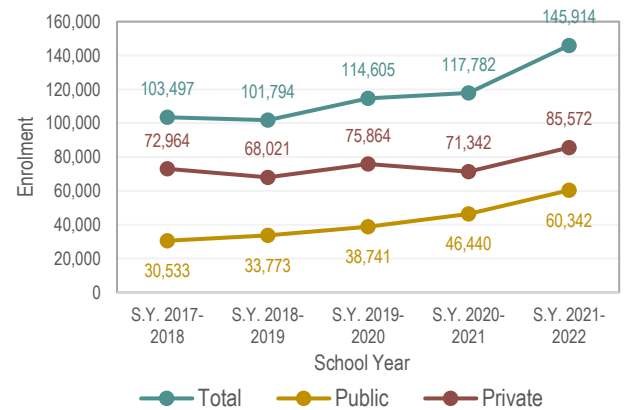


Figure 3.33 Senior High School Enrolment, Province of Cavite: S.Y. 2017-2018 to S.Y. 2021-2022

Unlike junior high school, most enrolment is in private institutions which sum up to 85,572 private enrollees out of 145,914 total senior high school enrollees in the province. It accounted for 58.65 percent of the total enrollees, wherein most is in the City of Dasmariñas (26.34%), followed by the City of Bacoor (18.57%) and the City of Imus (11.21%) while the least was in General Carmona with only 69 senior high school enrollees (0.08%). Moreover, there are no private senior high institutions in Maragondon. The senior high school enrolment in private institutions increased by 19.95 percent in S.Y. 2020-2021.

On the other hand, 60,342 students (41.35%) are enrolled in public institutions. The most public enrollees are in the City of Dasmariñas (18.86%). Tanza follows with 7,663 public senior high school enrollees (12.70%). The least public senior high school enrollees are in Noveleta with 236 enrollees (0.39%). The senior high school enrollees in public institutions increased by 29.94 percent.

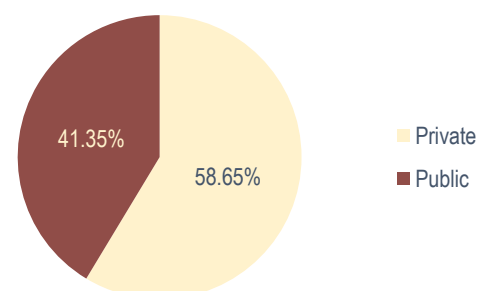


Figure 3.34 Comparative Number of Senior High School Enrolment by Type, Province of Cavite: S.Y. 2021-2022

Table 3.34 Enrolment in Senior High School Education by City/Municipality, Province of Cavite: S.Y. 2021-2022

City/Municipality	Public Senior High School			Private Senior High School			Total Enrolment		
	Male	Female	Total	Male	Female	Total	Male	Female	Total
1st District	1,288	1,286	5,499	457	488	4,141	1,745	1,774	9,640
Cavite City	1,288	1,286	2,574	457	488	945	1,745	1,774	3,519
Kawit			2,023			397			2,420
Noveleta			236			458			694
Rosario			666			2,341			3,007
2nd District	2,548	2,596	5,144	7,885	8,006	15,891	10,433	10,602	21,035
City of Bacoor	2,548	2,596	5,144	7,885	8,006	15,891	10,433	10,602	21,035
3rd District	2,162	2,174	4,336	4,771	4,822	9,593	6,933	6,996	13,929
City of Imus	2,162	2,174	4,336	4,771	4,822	9,593	6,933	6,996	13,929
4th District	5,468	5,910	11,378	10,645	11,891	22,536	16,113	17,801	33,914
City of Dasmariñas	5,468	5,910	11,378	10,645	11,891	22,536	16,113	17,801	33,914
5th District	0	0	9,793	0	0	6,746	0	0	16,539
Carmona			2,280			69			2,349
General Mariano Alvarez			3,744			2,526			6,270
Silang			3,769			4,151			7,920
6th District	1,808	1,920	3,728	2,847	2,689	5,536	4,655	4,609	9,264
City of General Trias	1,808	1,920	3,728	2,847	2,689	5,536	4,655	4,609	9,264
7th District	0	0	11,562	0	0	11,557	0	0	23,119
Amadeo			939			110			1,049
Indang			1,174			578			1,752
Tanza			7,663			1,860			9,523
Trece Martires City			1,786			9,009			10,795
8th District	0	0	8,902	0	0	9,572	0	0	18,474
Alfonso			1,305			2,668			3,973
General Emilio Aguinaldo			429			157			586
Magallanes			291			505			796
Maragondon			1,714			0			1,714
Mendez – Nuñez			405			450			855
Naic			1,462			2,785			4,247
Tagaytay City			2,632			2,866			5,498
Ternate			664			141			805
Total	13,274	13,886	60,342	26,605	27,896	85,572	39,879	41,782	145,914

Sources: Department of Education Division Offices of Cavite, Cavite City, City of Bacoor, City of Dasmariñas, City of Imus, City of General Trias

Graduates

The senior high school graduates in S.Y. 2020-2021 totaled 51,112. Most graduates are in private institutions (61.64%) as it has more senior high enrolment than in public institutions (38.36%). Most graduates are from the City of Dasmariñas with 12,527 graduates (24.51%) while the least graduates are from General Emilio Aguinaldo with 197 graduates (0.39%).

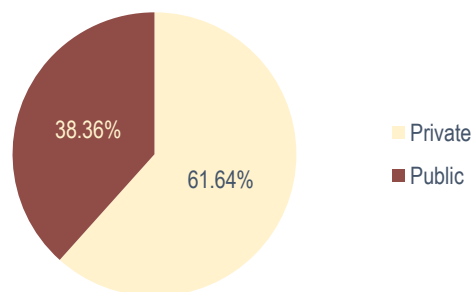


Figure 3.35 Comparative Number of Senior High School Graduates by Type, Province of Cavite: S.Y. 2020-2021

Table 3.35 Graduates in Senior High School Education (Grade 12) by City/Municipality, Province of Cavite: S.Y. 2020-2021

City/Municipality	Public Senior High School			Private Senior High School			Total Graduates		
	Male	Female	Total	Male	Female	Total	Male	Female	Total
1st District	1623	1637	3260	1274	1431	2705	2897	3068	5,965
Cavite City	1288	1286	2,574	457	488	945	1745	1774	3,519
Kawit	237	241	478	141	128	269	378	369	747
Noveleta	46	36	82	62	55	117	108	91	199
Rosario	52	74	126	614	760	1,374	666	834	1,500
2nd District	768	859	1627	2138	2300	4438	2906	3159	6,065
City of Bacoor	768	859	1,627	2,138	2,300	4,438	2906	3159	6,065
3rd District	556	630	1186	2079	1965	4044	2635	2595	5,230
City of Imus	556	630	1,186	2,079	1,965	4,044	2635	2595	5,230
4th District	1,466	1,642	3,108	4,386	5,033	9,419	5,852	6,675	12,527
City of Dasmariñas	1,466	1,642	3,108	4,386	5,033	9,419	5852	6675	12,527
5th District	1,573	1,709	3,282	1,511	1,989	3,500	3,084	3,698	6,782
Carmona	407	464	871	99	100	199	506	564	1,070
General Mariano Alvarez	669	657	1,326	691	847	1,538	1360	1504	2,864
Silang	497	588	1,085	721	1,042	1,763	1218	1630	2,848
6th District									
City of General Trias	NDA	NDA	NDA	NDA	NDA	NDA	NDA	NDA	NDA

City/Municipality	Public Senior High School			Private Senior High School			Total Graduates		
	Male	Female	Total	Male	Female	Total	Male	Female	Total
7th District	1,869	1,912	3,781	2,243	2,505	4,748	4,112	4,417	8,529
Amadeo	182	183	365	22	39	61	204	222	426
Indang	225	196	421	168	172	340	393	368	761
Tanza	1,191	1,213	2,404	406	507	913	1,597	1,720	3,317
Trece Martires City	271	320	591	1,647	1,787	3,434	1,918	2,107	4,025
8th District	1,638	1,726	3,364	1,216	1,434	2,650	2,854	3,160	6,014
Alfonso	222	220	442	150	158	308	372	378	750
General Emilio Aguinaldo	78	73	151	24	22	46	102	95	197
Magallanes	68	64	132	123	179	302	191	243	434
Maragondon	230	257	487	0	0	0	230	257	487
Mendez – Nuñez	59	67	126	141	128	269	200	195	395
Naic	241	255	496	194	175	369	435	430	865
Tagaytay City	635	665	1,300	503	688	1,191	1,138	1,353	2,491
Ternate	105	125	230	81	84	165	186	209	395
Total^a	9,493	10,115	19,608	14,847	16,657	31,504	24,340	26,772	51,112

a does not include graduates from the City of General Trias

Source: Department of Education Division Offices of Cavite, Cavite City, City of Bacoor, City of Dasmariñas, City of Imus

Table 3.36 Number of Public Teachers in Senior High School Education Institutions and Public Teacher to Pupil Ratio by City/Municipality, Province of Cavite: S.Y. 2019-2020 to S.Y. 2021-2022

City/Municipality	Number of Teachers			Teacher-to-Pupil Ratio		
	S.Y. 2019-2020	S.Y. 2020-2021	S.Y. 2021-2022	S.Y. 2019-2020	S.Y. 2020-2021	S.Y. 2021-2022
1st District	151	143	223	1:25	1:30	1:25
Cavite City	79	74	82	1:28	1:33	1:31
Kawit	36	35	42	1:27	1:33	1:48
Noveleta	8	7	71	1:26	1:27	1:3
Rosario	28	27	28	1:13	1:18	1:24
2nd District	103	114	143	1:31	1:40	1:36
City of Bacoor	103	114	143	1:31	1:40	1:36
3rd District	109	121	NDA	1:17	1:24	NDA
City of Imus	109	121	NDA	1:17	1:24	NDA
4th District	246	256	294	1:28	1:28	1:39
City of Dasmariñas	246	256	294	1:28	1:28	1:39
5th District	262	255	267	1:26	1:31	1:37
Carmona	62	60	61	1:29	1:32	1:37
Gen. M. Alvarez	104	100	108	1:26	1:30	1:35
Silang	96	95	98	1:25	1:33	1:38
6th District	84	79	79	1:27	1:32	1:47
City of Gen Trias	84	79	79	1:27	1:32	1:47
7th District	311	317	331	1:26	1:30	1:35
Amadeo	39	40	36	1:18	1:22	1:26
Indang	28	28	30	1:22	1:37	1:39
Tanza	183	186	204	1:29	1:33	1:38
Trece Martires City	61	63	61	1:22	1:25	1:29
8th District	250	254	254	1:24	1:30	1:35
Alfonso	37	37	38	1:22	1:30	1:34
G. E. Aguinaldo	8	8	8	1:35	1:47	1:54
Magallanes	9	9	9	1:26	1:27	1:32
Maragondon	49	49	50	1:22	1:27	1:34
Mendez - Nuñez	18	18	18	1:14	1:20	1:23
Naic	37	37	39	1:28	1:23	1:37
Tagaytay City	70	74	70	1:27	1:38	1:38
Ternate	22	22	22	1:22	1:24	1:30
Total	1,516	1,539	1,591^a	1:26	1:30	1:35^a

a does not include the City of Imus

Sources: Department of Education Division Offices of Cavite, Cavite City, City of Bacoor, City of Dasmariñas, City of Imus, City of General Trias, Region IV-A (S.Y. 2019-2020); Department of Education Region IV-A (S.Y. 2020-2021)

*Teacher to Pupil Ratio is computed by the Provincial Planning and Development Office

Teachers

The number of public SHS teachers in the province totaled 1,591, excluding teachers from the City of Imus. Most teachers are also in areas with the most number of schools in the province.

Based on the total public enrolment and the actual public number of teachers, it showed that there is a teacher deficiency at the public SHS level. General Emilio Aguinaldo has the highest ratio which is within the hot color zone. The increase of public senior high students in the municipality leads to a large change in the teacher-to-pupil ratio in the city.

Furthermore, Noveleta, and Mendez-Nuñez have surplus teacher provisions. The rest has a teacher deficiency. All of the local government units in the province had an increase in the need for additional teachers except Noveleta which has additional teachers needed in S.Y. 2020-2021 to having an excess number of teachers in S.Y. 2021-2022. Noveleta had a large increase of teachers employed from seven to 71 teachers.

In general, Cavite needs an additional senior high teacher to address the insufficiency of senior high teachers.

Classrooms

There are 822 classrooms designated for senior high school public students in the province, excluding those in the City of Imus and the City of Dasmariñas. It resulted in a classroom-to-pupil ratio of 1:54. The ratio means that in one classroom, 54 students are using it on average. It also means that Cavite does not meet Republic Act No. 7880 of providing enough classrooms for senior high school students.

Some municipalities in Cavite fail to meet RA 7880 in one shift but can be met through a double shifting of classes. These are General Mariano Alvarez, Alfonso, and Ternate. The City of Bacoor, Indang, Maragondon, and Naic do not meet RA 7880 with double shifting and require additional classrooms. The rest of the cities and municipalities meet RA 7880 except for Tagaytay City, Kawit, Rosario, Silang, City of General Trias, Tanza, and General Emilio Aguinaldo

which have a severe shortage of classrooms. Tanza has the most severe shortage of classrooms due to a large amount of enrolment in this municipality.

Table 3.37 Number of Classrooms in Public Senior High School Education Institutions and Public Classroom to Pupil Ratio by City/Municipality, Province of Cavite: S.Y. 2020-2021 and S.Y. 2021-2022

City/Municipality	Number of Classrooms		Classroom-to-Pupil Ratio	
	S.Y. 2020-2021	S.Y. 2021-2022	S.Y. 2020-2021	S.Y. 2021-2022
1st District	118	117	1:36	1:47
Cavite City	58	66	1:42	1:39
Kawit	24	24	1:48	1:84
Noveleta	21	16	1:9	1:15
Rosario	15	11	1:33	1:61
2nd District	85	92	1:54	1:56
City of Bacoor	85	92	1:54	1:56
3rd District	125		1:23	
City of Imus	125	NDA	1:23	NDA
4th District	205		1:34	
City of Dasmariñas	205	NDA	1:34	NDA
5th District	233	238	1:34	1:41
Carmona	92	97	1:21	1:24
Gen. M. Alvarez	76	76	1:39	1:49
Silang	65	65	1:48	1:58
6th District	48	48	1:52	1:78
City of Gen Trias	48	48	1:52	1:78
7th District	155	156	1:61	1:74
Amadeo	22	22	1:39	1:43
Indang	21	21	1:49	1:56
Tanza	65	67	1:93	1:114
Trece Martires City	47	46	1:33	1:39
8th District	165	171	1:46	1:52
Alfonso	24	28	1:46	1:47
G. E. Aguinaldo	7	5	1:54	1:86
Magallanes	7	7	1:35	1:42
Maragondon	29	33	1:45	1:52
Mendez - Nuñez	14	16	1:25	1:25
Naic	28	28	1:31	1:52
Tagaytay City	40	40	1:70	1:66
Ternate	16	14	1:34	1:47
Total	1,134	822^a	1:41	1:54^a

a does not include the City of Imus and the City of Dasmariñas

Sources: Department of Education Division Offices of Cavite, Cavite City, City of Bacoor, City of General Trias

^aClassroom to pupil ratio is computed by the Provincial Planning and Development Office

Tertiary Education

Higher education plays a vital role in the economic and social development of an individual and his nation. Higher education institutions (HEIs) have the principal responsibility of equipping individuals with the advanced knowledge and skills required for positions and responsibilities in government, business, and professions. These institutions yield new knowledge generated elsewhere and support government and businesses with advice and consultancy services (World Bank, 1994).

In the Philippines, higher education is offered through various degree programs by a wide selection of colleges and universities, collectively known as higher education institutions (HEIs). They are administered and regulated by the Commission on Higher Education (CHED). HEI programs are categorized into five, namely, pre-

baccalaureate, baccalaureate, post-baccalaureate, master, and doctoral programs.

Pre-baccalaureate programs are optional programs before entering a baccalaureate degree designed to engage college-ready high school students in college-level learning.

A Baccalaureate degree, mostly known as a bachelor's degree, is an academic degree received upon a student's undergraduate education completion.

Post-baccalaureate programs are offered for those who already have a first undergraduate degree and want to go broader in his/her baccalaureate degree. These programs are also for those working toward a second bachelor's degree or a second entry degree. Such courses may prepare the student for graduate studies or a different career or profession.

A master's degree is the first level of graduate study and usually a second-cycle academic degree awarded by universities or colleges upon completion of a course demonstrating a mastery or high-order overview of a specific field of study or area of professional practice. A master's degree student is speculated to possess advanced knowledge of specialized topics, a higher order of analysis, critical evaluation or professional application, and the ability to solve complex problems and think meticulously and independently.

A doctorate is the highest academic degree awarded by universities and colleges. It qualifies the holder to teach in the specific field of their study.

Public universities are all non-sectarian entities and are classified into two types: State Universities and Colleges (SUCs) or Local Universities and Colleges (LUCs). These are defined by the Commission on Higher Education (CHED) as follows:

1. State universities and colleges (SUCs) are "public higher education institutions established by law, administered and financially subsidized by the government." The Board of Regents (BOR) governs state universities, and a Board of Trustees (BOT) leads the state colleges. These boards maintain the formulation and approval of policies, rules, and standards in SUCs. The CHED chairman heads these boards; however, through the implementation of CHED Order No. 31 series of 2001 of the Commission en banc, CHED Commissioners are authorized to lead the BOR/ BOT of SUCs.
2. Local universities and colleges (LUCs) are "established by the local government units through resolutions or ordinances and financed by the local government concerned."
3. Public HEIs can also be classified as a CHED Supervised Institution (CSI), "a non-chartered, public, post-secondary education institution, established by law, administered, supervised and financially supported by the government." Another is special HEIs are "public organizations offering higher education programs related to public service which

are operated and controlled following special law governing them." The special HEIs, under the fundamental mandates of their parent agencies, provide special academic, research, and technical assistance programs.

On the other hand, private colleges and universities are non-government institutions that are established under the Corporation Code and are governed by the special laws and general provisions of the said Code. Private HEIs may be sectarian or non-sectarian. Sectarian private HEIs are usually non-stock, non-profit, duly incorporated, owned, and operated by a religious organization. Non-sectarian private HEIs are incorporated, owned, and operated by private entities not affiliated with religious organizations.

Generally, CHED sets policies, standards, and guidelines (PSGs) that cover private HEIs. PSGs are in terms of program offerings, curriculum, and administration and faculty academic qualifications. Officials or owners of private HEIs usually manage their internal organizations and implement the PSGs formulated by CHED.

For the school year 2021-2022, there were 79 higher education institutions in Cavite of which 18 which are located in the City of Dasmariñas - the 4th District of the province. Silang and the cities of Bacoor and Imus followed with 10 HEIs and 8 HEIs, respectively while the least were Amadeo, Indang, Alfonso, Maragondon, and Ternate, with one each. Notably, there are no HEIs in Kawit, Noveleta, General Emilio Aguinaldo, and Mendez.

It is also noted that 18 schools are publicly owned (2 Local Universities and Colleges, 15 State Universities and Colleges, and 1 Other Government School) while 61 schools are privately owned.

Enrolment

Among the 79 HEIs, 62 institutions are presented in the succeeding discussions and tables. In S.Y. 2021-2022, a total of 2,269 students are enrolled in the pre-baccalaureate program, while 139,203 students are in the baccalaureate program. In the post-baccalaureate program, there are 1,823 enrollees. The master and doctoral programs have 8,639 and 1,129 enrollees, respectively. It resulted in a total of 153,063 enrollees for the school year.

In addition, there is more enrolment in private institutions totaling of 88,660 enrollees (57.92%) than the public institutions with 64,403 enrollees (42.08%).

Table 3.38 Number of Higher Education Institutions by City/Municipality, Province of Cavite: S.Y. 2021-2022

City/Municipality	Public				Total
	LUC	SUC	OGS	Private	
1st District	0	2	0	4	6
Cavite City	-	1	-	3	4
Kawit	-	-	-	-	-
Noveleta	-	-	-	-	-
Rosario	-	1	-	1	2
2nd District	0	1	0	7	8
City of Bacoor	-	1	-	7	8
3rd District	0	1	0	7	8
City of Imus	-	1	-	7	8
4th District	0	1	0	17	18
City of Dasmariñas	-	1	-	17	18
5th District	0	3	1	10	14
Carmona	-	1	-	1	2
Gen. M. Alvarez	-	1	-	1	2
Silang	-	1	1	8	10
6th District	0	1	0	4	5
City of Gen. Trias	-	1	-	4	5
7th District	1	3	0	4	8
Amadeo	-	-	-	1	1
Indang	-	1	-	-	1
Tanza	-	1	-	2	3
Trece Martires City	1	1	-	1	3
8th District	1	3	0	8	12
Alfonso	-	1	-	-	1
General E. Aguinaldo	-	-	-	-	0
Magallanes	-	-	-	2	2
Maragondon	-	1	-	-	1
Mendez - Nuñez	-	-	-	-	0
Naic	-	1	-	2	3
Tagaytay City	1	-	-	3	4
Ternate	-	-	-	1	1
Total	2	15	1	61	79

LUC – Local Universities and Colleges

SUC – State Universities and Colleges

OGS – Other Government Schools

Source: Commission on Higher Education (CHED) IV MIS Section

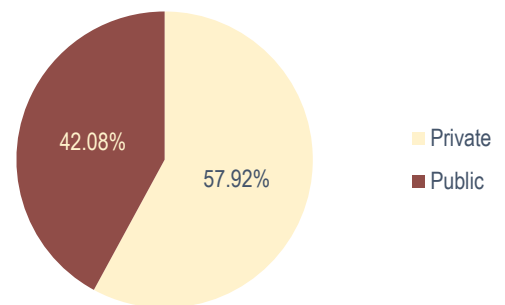


Figure 3.36 Comparative Number of Tertiary Education Enrolment by Type, Province of Cavite: S.Y. 2021-2022

Table 3.39 Enrolment in Higher Education Institutions (Pre-Baccalaureate to Post-Baccalaureate) by City/Municipality, Province of Cavite: S.Y. 2021 – 2022

Name of School	Pre-Baccalaureate			Baccalaureate			Post-Baccalaureate		
	Male	Female	Total	Male	Female	Total	Male	Female	Total
Public									
Cavite City									
Cavite State University-Cavite City	-	-	-	2,272	3,133	5,405	-	-	-
Rosario									
Cavite State University CCAT Campus-Rosario	-	-	-	4,513	4,816	9,329	11	22	33

Name of School	Pre-Baccalaureate			Baccalaureate			Post-Baccalaureate		
	Male	Female	Total	Male	Female	Total	Male	Female	Total
City of Bacoor									
Cavite State University-Bacoor	-	-	-	3,833	5,734	9,567	-	-	-
City of Imus									
Cavite State University-Imus	-	-	-	3,744	6,423	10,167	17	33	50
City of Dasmariñas									
Technological University of the Philippines - Cavite	-	-	-	1,696	917	2,613	-	-	-
Carmona									
Cavite State University-Carmona	-	-	-	2,880	4,196	7,076	-	-	-
General Mariano Alvarez									
Eulogio "Amang" Rodriguez Institute of Science and Technology						-NDA-			
Silang									
Cavite State University-Silang	1	-	1	3,174	6,027	9,201	-	-	-
Philippine National Police Academy	-	-	-	1,727	228	1,955	-	-	-
City of General Trias									
Cavite State University-Gen. Trias	3	-	3	1,264	2,576	3,840	-	-	-
Indang									
Cavite State University-Main	58	275	333	18,192	28,199	46,391	20	100	120
Tanza									
Cavite State University-Tanza	-	-	-	1,118	1,939	3,057	-	-	-
Trece Martires City									
Cavite State University-Trece Martires City	-	-	-	1,581	2,794	4,375	-	-	-
Trece Martires City College						-NDA-			
Alfonso									
Polytechnic University of the Philippines-Alfonso Campus	-	-	-	221	441	662	-	-	-
Maragondon									
Polytechnic University of the Philippines-Maragondon	255	264	519	787	1,508	2,295	5	5	10
Naic									
Cavite State University-Naic	-	-	-	1,432	2,176	3,608	3	9	12
Tagaytay City									
City College of Tagaytay	-	-	-	1,276	1,752	3,028	-	-	-
Subtotal^a	317	275	592	25,808	36,289	62,097	23	109	132
Private									
Cavite City									
St. Joseph College - Cavite	-	-	-	25	81	106	3	4	7
San Sebastian College - Recoletos de Cavite	1	4	5	589	718	1,307	-	-	-
West Point College de Cavite City						-NDA-			
Rosario									
STI College - Rosario	-	-	-	362	390	752	-	-	-
City of Bacoor									
ISHRM School System	-	-	-	1,294	1,890	3,184	-	-	-
PIMSAT College	-	-	-	30	22	52	-	-	-
Saint Francis of Assisi College of Cavite	-	-	-	4	9	13	-	-	-
St. Dominic College of Asia	-	-	-	769	1,238	2,007	-	-	-
STI College - Bacoor	15	13	28	395	352	747	-	-	-
The Bearer of Light and Wisdom Colleges	-	-	-	50	93	143	-	-	-
University of Perpetual Help System Delta- Molino Campus	-	-	-	1,443	1,642	3,085	-	-	-
City of Imus									
Colegio de Porta Vaga	89	113	202	29	34	63	-	-	-
Imus Institute of Science and Technology	-	-	-	129	240	369	5	9	14
Informatics College Cavite, Inc.	-	-	-	64	91	155	-	-	-
Southdale International School of Science, Arts and Technology						-NDA-			
Montessori Professional College - Imus	-	-	-	4	10	14	-	-	-

Name of School	Pre-Baccalaureate			Baccalaureate			Post-Baccalaureate		
	Male	Female	Total	Male	Female	Total	Male	Female	Total
Southern Philippines Institute of Science and Technology	-	-	-	310	577	887	-	-	-
Unida Christian College	-	-	-	16	16	32	8	14	22
City of Dasmariñas									
AISAT Colleges-Dasmariñas	-	-	-	305	724	1,029	-	-	-
Brookfield College	-	-	-	31	57	88	-	-	-
De La Salle University - Dasmariñas	-	-	-	3,906	4,639	8,545	4	12	16
De La Salle Health Sciences Institute	240	679	919	1,190	2,993	4,183	406	729	1,135
Emilio Aguinaldo College	21	66	87	4,899	7,480	12,379	63	66	129
Far Eastern Polytechnic College					-NDA-				
Immanuel Theological Seminary					-NDA-				
Marasigan Institute of Science and Technology	-	-	-	104	67	171	-	-	-
MOL Magsaysay Maritime Academy	-	-	-	545	14	559	-	-	-
National College of Science and Technology	126	97	223	3,787	4,035	7,822	-	-	-
Oxfordian College					-NDA-				
Philippine Christian University					-NDA-				
PNTC Colleges	-	-	-	2,325	147	2,472	-	-	-
PTS College & Advanced Studies	-	-	-	47	44	91		7	-
Southern Luzon College of Business, Maritime, Science and Technology					-NDA-				
Saint Jude College	-	-	-	113	307	420	-	-	-
STI College - Dasmariñas	-	-	-	449	355	804	-	-	-
Carmona									
STI Education Services Group, Inc. (STI eCollege - Southwoods, Inc.)					-NDA-				
General Mariano Alvarez									
University of Perpetual Help System – GMA					-NDA-				
Silang									
Adventist International Institute of Advanced Studies	-	-	-	-	-	-	27	2	29
Adventist University of the Philippines	-	-	-	1,775	2,869	4,644	101	238	339
Our Lady of La Salette College Seminary Inc.					-NDA-				
Far Eastern University - Cavite					-NDA-				
Philippine Missionary Institute	-	-	-	104	56	160	-	-	-
Rogationist College	-	-	-	185	196	381	-	-	-
Saint Paul Seminary Foundation	-	-	-	67	11	78	-	-	-
South Forbes City College	-	-	-	9	8	17	-	-	-
City of General Trias									
AMA Computer College - City of Gen. Trias					-NDA-				
Ebenezer International Colleges					-NDA-				
Lyceum of the Philippines University	-	-	-	5,642	7,371	13,013	-	-	-
Young Ji College	-	-	-	12	15	27	-	-	-
Amadeo									
Jesus Reigns Christian College-Amadeo Foundation	5	9	14	-	-	-	-	-	-
Tanza									
Far East Asia Pacific Institute of Tourism and Technology	-	-	-	123	193	316	-	-	-
Power School of Technology	-	-	-	191	521	712	-	-	-
Trece Martires City									
Colegio de Amore	-	-	-	30	9	39	-	-	-
Magallanes									
Cavite West Point College-Magallanes Inc.	-	-	-	126	111	237	-	-	-

Name of School	Pre-Baccalaureate			Baccalaureate			Post-Baccalaureate		
	Male	Female	Total	Male	Female	Total	Male	Female	Total
Kurios Christian College Foundation	-	-	-	176	185	361	-	-	-
Naic									
Granby College of Science and Technology	-	-	-	1,355	1,443	2,798	-	-	-
Western Colleges	-	-	-	470	502	972	-	-	-
Tagaytay City									
Divine Word Seminary					-NDA-				
Olivarez College - Tagaytay					-NDA-				
STI College - Tagaytay	-	-	-	113	86	199	-	-	-
Ternate									
Cavite West Point College	95	104	199	308	393	701	-	-	-
Subtotal^a	592	1,085	1,677	34,370	42,736	77,106	617	1,081	1,691
Total	909	1,360	2,269	60,178	79,025	139,203	640	1,190	1,823

^a does not include enrolment from Eulogio "Amang" Rodriguez Institute of Science and Technology, Trece Martires City College, Trece Martires City College, Southdale International School of Science, Arts and Technology, Far Eastern Polytechnic College, Immanuel Theological Seminary, Oxfordian College, Philippine Christian University, Southern Luzon College of Business, Maritime, Science and Technology, STI Education Services Group, Inc. (STI eCollege - Southwoods, Inc.), University of Perpetual Help System – GMA, Our Lady of La Salette College Seminary Inc., Far Eastern University – Cavite, AMA Computer College - City of Gen. Trias, Ebenezer International Colleges, Divine Word Seminary and Olivarez College - Tagaytay

Source: Higher Education Institutions in the Province of Cavite

Table 3.40 Enrolment in Higher Education Institutions (Pre-Baccalaureate to Post-Baccalaureate) by City/Municipality, Province of Cavite: S.Y. 2021 – 2022

Name of School	Masteral			Doctoral			Total HEI Enrollment		
	Male	Female	Total	Male	Female	Total	Male	Female	Total
Public									
Cavite City									
Cavite State University-Cavite City	-	-	-	-	-	-	2,272	3,133	5,405
Rosario									
Cavite State University CCAT Campus-Rosario	-	-	-	-	-	-	4,524	4,838	9,362
City of Bacoor									
Cavite State University-Bacoor	-	-	-	-	-	-	3,833	5,734	9,567
City of Imus									
Cavite State University-Imus	-	-	-	-	-	-	3,761	6,456	10,217
City of Dasmariñas									
Technological University of the Philippines - Cavite	-	-	-	-	-	-	1,696	917	2,613
Carmona									
Cavite State University-Carmona	-	-	-	-	-	-	2,880	4,196	7,076
General Mariano Alvarez									
Eulogio "Amang" Rodriguez Institute of Science and Technology					-NDA-				
Silang									
Cavite State University-Silang	-	-	-	-	-	-	3,175	6,027	9,202
Philippine National Police Academy	-	-	-	-	-	-	1,727	228	1,955
City of General Trias									
Cavite State University-Gen. Trias	-	-	-	-	-	-	1,267	2,576	3,843
Indang									
Cavite State University-Main	485	916	1,401	70	111	181	18,825	29,601	48,426
Tanza									
Cavite State University-Tanza	-	-	-	-	-	-	1,118	1,939	3,057
Trece Martires City									
Cavite State University-Trece Martires City	-	-	-	-	-	-	1,581	2,794	4,375
Trece Martires City College					-NDA-				
Alfonso									
Polytechnic University of the Philippines-Alfonso Campus	-	-	-	-	-	-	221	441	662
Maragondon									
Polytechnic University of the Philippines-Maragondon	-	-	-	-	-	-	1,047	1,777	2,824
Naic									
Cavite State University-Naic	-	-	-	-	-	-	1,435	2,185	3,620

Name of School	Masteral			Doctoral			Total HEI Enrollment		
	Male	Female	Total	Male	Female	Total	Male	Female	Total
Tagaytay City									
City College of Tagaytay	-	-	-	-	-	-	1,276	1,752	3,028
Subtotal^a	485	916	1,401	70	111	181	26,703	37,700	64,403
Private									
Cavite City									
St. Joseph College - Cavite	12	31	43	-	-	-	40	116	156
San Sebastian College - Recoletos de Cavite	7	8	15	-	-	-	597	730	1,327
West Point College de Cavite City	-	-	-	-	-	-NDA-	-	-	-
Rosario									
STI College - Rosario	-	-	-	-	-	-	362	390	752
City of Bacoor									
ISHRM School System	-	-	-	-	-	-	1,294	1,890	3,184
PIMSAT College	-	-	-	-	-	-	30	22	52
Saint Francis of Assisi College of Cavite	-	-	-	-	-	-	4	9	13
St. Dominic College of Asia	8	12	20	-	-	-	777	1,250	2,027
STI College - Bacoor	-	-	-	-	-	-	410	365	775
The Bearer of Light and Wisdom Colleges	-	-	-	-	-	-	50	93	143
University of Perpetual Help System Dalta- Molino Campus	-	-	-	-	-	-	1,443	1,642	3,085
City of Imus									
Colegio de Porta Vaga	-	-	-	-	-	-	118	147	265
Imus Institute of Science and Technology	7	7	14	-	-	-	141	256	397
Informatics College Cavite, Inc.	-	-	-	-	-	-	64	91	155
Southdale International School of Science, Arts and Technology	-	-	-	-	-	-NDA-	-	-	-
Montessori Professional College - Imus	-	-	-	-	-	-	4	10	14
Southern Philippines Institute of Science and Technology	-	-	-	-	-	-	310	577	887
Unida Christian College	-	-	-	-	-	-	24	30	54
City of Dasmariñas									
AISAT Colleges-Dasmariñas	-	-	-	-	-	-	305	724	1,029
Brookfield College	-	-	-	-	-	-	31	57	88
De La Salle University - Dasmariñas	282	698	980	166	325	491	4,358	5,674	10,032
De La Salle Health Sciences Institute	22	31	53	-	-	-	1,858	4,432	6,290
Emilio Aguinaldo College	-	-	-	-	-	-	4,983	7,612	12,595
Far Eastern Polytechnic College	-	-	-	-	-	-NDA-	-	-	-
Immanuel Theological Seminary	-	-	-	-	-	-NDA-	-	-	-
Marasigan Institute of Science and Technology	-	-	-	-	-	-	104	67	171
MOL Magsaysay Maritime Academy	-	-	-	-	-	-	545	14	559
National College of Science and Technology	-	-	-	-	-	-	3,913	4,132	8,045
Oxfordian College	-	-	-	-	-	-NDA-	-	-	-
Philippine Christian University	-	-	-	-	-	-	-	-	-NDA-
PNTC Colleges	-	-	-	-	-	-	2,325	147	2,472
PTS College & Advanced Studies	48	14	62	-	-	-	95	65	153
Southern Luzon College of Business, Maritime, Science and Technology	-	-	-	-	-	-NDA-	-	-	-
Saint Jude College	-	-	-	-	-	-	113	307	420
STI College - Dasmariñas	-	-	-	-	-	-	449	355	804
Carmona									
STI Education Services Group, Inc. (STI eCollege - Southwoods, Inc.)	-	-	-	-	-	-NDA-	-	-	-

Name of School	Masteral			Doctoral			Total HEI Enrollment		
	Male	Female	Total	Male	Female	Total	Male	Female	Total
General Mariano Alvarez									
University of Perpetual Help System – GMA					-NDA-				
Silang									
Adventist International Institute of Advanced Studies	232	122	354	131	34	165	390	158	548
Adventist University of the Philippines	241	507	748	94	79	173	2,211	3,693	5,904
Our Lady of La Salette College Seminary Inc.					-NDA-				
Far Eastern University - Cavite					-NDA-				
Philippine Missionary Institute	-	-	-	-	-	-	104	56	160
Rogationist College	-	-	-	-	-	-	185	196	381
Saint Paul Seminary Foundation	-	-	-	-	-	-	67	11	78
South Forbes City College	-	-	-	-	-	-	9	8	17
City of General Trias									
AMA Computer College - City of Gen. Trias					-NDA-				
Ebenezer International Colleges					-NDA-				
Lyceum of the Philippines University	73	150	223	27	92	119	5,742	7,613	13,355
Young Ji College	-	-	-	-	-	-	12	15	27
Amadeo									
Jesus Reigns Christian College-Amadeo Foundation	-	-	-	-	-	-	5	9	14
Tanza									
Far East Asia Pacific Institute of Tourism and Technology	-	-	-	-	-	-	123	193	316
Power School of Technology	-	-	-	-	-	-	191	521	712
Trece Martires City									
Colegio de Amore	-	-	-	-	-	-	30	9	39
Magallanes									
Cavite West Point College-Magallanes Inc.	-	-	-	-	-	-	126	111	237
Kurios Christian College Foundation	-	-	-	-	-	-	176	185	361
Naic									
Granby College of Science and Technology	-	-	-	-	-	-	1,355	1,443	2,798
Western Colleges	391	1,972	2,363	-	-	-	861	2,474	3,335
Tagaytay City									
Divine Word Seminary					-NDA-				
Olivarez College - Tagaytay					-NDA-				
STI College - Tagaytay	-	-	-	-	-	-	113	86	199
Ternate									
Cavite West Point College	-	-	-	-	-	-	403	497	900
Subtotal^a	1,714	5,524	7,238	418	530	948	37,711	50,956	88,660
Total	2,199	6,440	8,639	488	641	1,129	64,414	88,656	153,063

^a does not include enrolment from Eulogio "Amang" Rodriguez Institute of Science and Technology, Trece Martires City College, Trece Martires City College, Southdale International School of Science, Arts and Technology, Far Eastern Polytechnic College, Immanuel Theological Seminary, Oxfordian College, Philippine Christian University, Southern Luzon College of Business, Maritime, Science and Technology, STI Education Services Group, Inc. (STI eCollege - Southwoods, Inc.), University of Perpetual Help System – GMA, Our Lady of La Salette College Seminary Inc., Far Eastern University – Cavite, AMA Computer College - City of Gen. Trias, Ebenezer International Colleges, Divine Word Seminary and Olivarez College - Tagaytay

Source: Higher Education Institutions in Cavite

For the school year 2021 to 2022, the Commission on Higher Education (CHED) Region IV-A reported 144,492 enrolments in tertiary education in the province. Overall, there are more female tertiary students than male students for the school year. The female population totaled 82,151 students covering 56.86 percent.

Courses from the business administration and related disciplines are the most popular courses in the province, producing the largest enrolment totaled of 44,848 covering 31.04 percent.

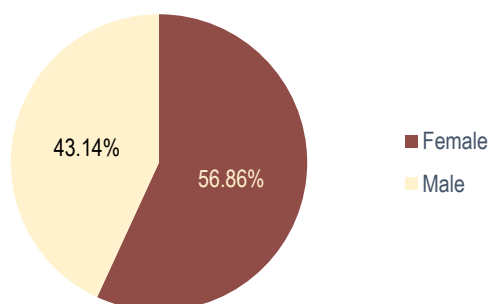


Figure 3.37 Comparative Number of Tertiary Education Enrolment by Sex, Province of Cavite: S.Y. 2021-2022

Table 3.41 Distribution of Enrolment in Higher Education Institutions by Sex, Sector and Discipline, Province of Cavite; S.Y. 2021 - 2022

Discipline Group	Private			Public			Total		
	Male	Female	Total	Male	Female	Total	Male	Female	Total
Agriculture, Forestry, Fisheries	13	16	29	598	786	1,384	611	802	1,413
Architecture and Town Planning	775	847	1,622	163	176	339	938	1,023	1,961
Business Administration and Related	7,260	11,035	18,295	8643	17,910	26,553	15,903	28,945	44,848
Education Science and Teacher Training	1,160	3,673	4,833	3128	7,872	11,000	4,288	11,545	15,833
Engineering and Tech	3,619	1,403	5,022	5893	2,655	8,548	9,512	4,058	13,570
Fine and Applied Arts	647	622	1,269	0	0	0	647	622	1,269
General	0	0	0	29	67	96	29	67	96
Humanities	214	296	510	79	269	348	293	565	858
IT-Related Disciplines	4,036	1,339	5,375	6873	4,100	10,973	10,909	5,439	16,348
Law and Jurisprudence	88	87	175	0	0	0	88	87	175
Maritime	2,924	107	3,031	0	0	0	2,924	107	3,031
Mass Communication and Documentation	235	449	684	227	548	775	462	997	1,459
Mathematics	21	33	54	176	142	318	197	175	372
Medical and Allied	3,417	8,938	12,355	405	1,561	1,966	3,822	10,499	14,321
Natural Science	322	476	798	213	404	617	535	880	1,415
Other Disciplines	3,517	1,532	5,049	2868	1,899	4,767	6,385	3,431	9,816
Religion and Theology	561	92	653	0	0	0	561	92	653
Service Trades	1,323	3,608	4,931	423	1,541	1,964	1,746	5,149	6,895
Social and Behavioral Sciences	850	2,516	3,366	1641	5,152	6,793	2,491	7,668	10,159
Grand Total	30,982	37,069	68,051	31,359	45,082	76,441	62,341	82,151	144,492

Source: CHEDRO IV MIS Section

Graduates

The number of graduates among HEIs totaled 10,417, by which 2,267 students graduated from the pre-baccalaureate program while 6,952 students graduated from the baccalaureate program. Additionally, 420 students graduated from the post-baccalaureate program. Masteral graduates totaled 737 students, and the doctoral program recorded 41 graduates.

In addition, there is more graduates in private institutions totaling 8,001 graduates (76.81%) than the public institutions with 2,416 enrollees (23.19%).

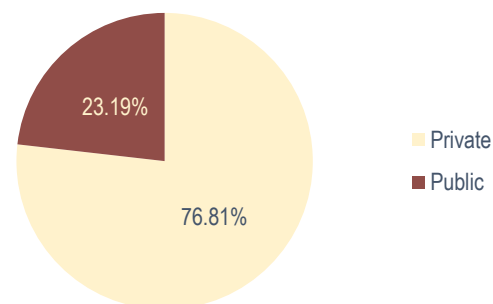


Figure 3.38 Comparative Number of Tertiary Education Graduates by Type, Province of Cavite: S.Y. 2020-2021

Table 3.42 Graduates in Higher Education Institutions (Pre-Baccalaureate to Post Baccalaureate) by City/Municipality, Province of Cavite: S.Y. 2020-2021

Name of School	Pre-Baccalaureate			Baccalaureate			Post-Baccalaureate		
	Male	Female	Total	Male	Female	Total	Male	Female	Total
Public									
Cavite City									
Cavite State University-Cavite City	-	-	-	192	182	374	-	-	-
Rosario									
Cavite State University CCAT Campus-Rosario	-	-	-	-	-	-	-	-	-
City of Bacoor									
Cavite State University-Bacoor	-	-	-	152	144	296	-	-	-
City of Imus									
Cavite State University-Imus	-	-	-	12	9	21	-	-	-
City of Dasmariñas									
Technological University of the Philippines - Cavite	1	-	-	73	44	117	-	-	-
Carmona									
Cavite State University-Carmona	-	-	-	55	46	101	-	-	-
General Mariano Alvarez									
Eulogio "Amang" Rodriguez Institute of Science and Technology	-	-	-	-	-	-	-	-	-
Silang									
Cavite State University-Silang	-	-	-	5	3	8	-	-	-
Philippine National Police Academy	-	-	-	228	18	246	-	-	-

Name of School	Pre-Baccalaureate			Baccalaureate			Post-Baccalaureate		
	Male	Female	Total	Male	Female	Total	Male	Female	Total
City of General Trias									
Cavite State University-Gen. Trias	1	-	1	-	1	1	-	-	-
Indang									
Cavite State University-Main	9	3	12	182	129	311	-	-	-
Tanza									
Cavite State University-Tanza	-	-	-	-	2	2	-	-	-
Trece Martires City									
Cavite State University-Trece Martires City	-	-	-	1	-	1	-	-	-
Trece Martires City College					-NDA-				
Alfonso									
Polytechnic University of the Philippines-Alfonso Campus	-	-	-	148	335	483	-	-	-
Maragondon									
Polytechnic University of the Philippines-Maragondon	-	-	-	91	68	159	-	-	-
Naic									
Cavite State University-Naic	-	-	-	2	3	5	-	-	-
Tagaytay City									
City College of Tagaytay	-	-	-	-	-	-	54	72	126
Subtotal ^a	11	3	13	1,141	984	2,125	54	72	126
Private									
Cavite City									
St. Joseph College - Cavite	-	-	-	16	69	85	-	-	-
San Sebastian College - Recoletos de Cavite	1	-	1	25	20	45	-	-	-
West Point College de Cavite City					-NDA-				
Rosario									
STI College - Rosario	-	-	-	5	13	18	-	-	-
City of Bacoor									
ISHRM School System	-	-	-	54	61	115	-	-	-
PIMSAT College	-	-	-	41	31	72	-	-	-
Saint Francis of Assisi College of Cavite	-	-	-	5	2	7	-	-	-
St. Dominic College of Asia	-	-	-	238	383	621	-	-	-
STI College - Bacoor	7	3	10	25	14	39	-	-	-
The Bearer of Light and Wisdom Colleges	-	-	-	5	19	24	-	-	-
University of Perpetual Help System Dalta- Molino Campus	-	-	-	9	1	10	-	-	-
City of Imus									
Colegio de Porta Vaga	-	-	-	5	12	17	-	-	-
Imus Institute of Science and Technology	-	-	-	18	22	40	-	-	-
Informatics College Cavite, Inc.	-	-	-	-	-	-	-	-	-
Southdale International School of Science, Arts and Technology					-NDA-				
Montessori Professional College - Imus	-	-	-	1	-	1	-	-	-
Southern Philippines Institute of Science and Technology	-	-	-	2	9	11	-	-	-
Unida Christian College	-	-	-	3	3	6	-	-	-
City of Dasmariñas									
AISAT Colleges-Dasmariñas	-	-	-	-	-	-	-	-	-
Brookfield College	-	-	-	10	26	36	-	-	-
De La Salle University - Dasmariñas	-	-	-	254	162	416	-	-	-
De La Salle Health Sciences Institute	133	409	542	74	131	205	99	158	257
Emilio Aguinaldo College	-	-	-	95	84	179	-	-	-
Far Eastern Polytechnic College					-NDA-				
Immanuel Theological Seminary					-NDA-				

Name of School	Pre-Baccalaureate			Baccalaureate			Post-Baccalaureate		
	Male	Female	Total	Male	Female	Total	Male	Female	Total
Marasigan Institute of Science and Technology	-	-	-	12	4	16	-	-	-
MOL Magsaysay Maritime Academy	-	-	-	562	16	578	-	-	-
National College of Science and Technology	34	34	68	301	275	576	-	-	-
Oxfordian College					-NDA-				
Philippine Christian University					-NDA-				
PNTC Colleges	535	20	555	50	5	55	-	-	-
PTS College & Advanced Studies	-	-	-	10	12	22	-	-	-
Southern Luzon College of Business, Maritime, Science and Technology					-NDA-				
Saint Jude College	-	-	-	173	442	615	-	-	-
STI College - Dasmariñas	-	-	-	55	17	72	-	-	-
Carmona									
STI Education Services Group, Inc. (STI eCollege - Southwoods, Inc.)					-NDA-				
General Mariano Alvarez									
University of Perpetual Help System – GMA					-NDA-				
Silang									
Adventist International Institute of Advanced Studies	-	-	-	-	-	-	-	-	-
Adventist University of the Philippines	1	1	2	102	148	250	11	26	37
Our Lady of La Salette College Seminary Inc.					-NDA-				
Far Eastern University - Cavite					-NDA-				
Philippine Missionary Institute	-	-	-	8	10	18	-	-	-
Rogationist College	-	-	-	2	2	4	-	-	-
Saint Paul Seminary Foundation	-	-	-	13	-	13	-	-	-
South Forbes City College	-	-	-	-	-	-	-	-	-
City of General Trias									
AMA Computer College - City of Gen. Trias					-NDA-				
Ebenezer International Colleges					-NDA-				
Lyceum of the Philippines University	363	496	859	281	189	470	-	-	-
Young Ji College	-	-	-	4	2	6	-	-	-
Amadeo									
Jesus Reigns Christian College-Amadeo Foundation	6	9	15	-	-	-	-	-	-
Tanza									
Far East Asia Pacific Institute of Tourism and Technology	-	-	-	-	-	-	-	-	-
Power School of Technology	-	-	-	22	36	58	-	-	-
Trece Martires City									
Colegio de Amore	-	-	-	32	13	45	-	-	-
Magallanes									
Cavite West Point College-Magallanes Inc.	-	-	-	-	-	-	-	-	-
Kurios Christian College Foundation	-	-	-	8	5	13	-	-	-
Naic									
Granby College of Science and Technology	-	-	-	25	22	47	-	-	-
Western Colleges	-	-	-	8	14	22	-	-	-
Tagaytay City									
Divine Word Seminary					-NDA-				
Olivarez College - Tagaytay					-NDA-				
STI College - Tagaytay	4	2	6	-	-	-	-	-	-

Name of School	Pre-Baccalaureate			Baccalaureate			Post-Baccalaureate		
	Male	Female	Total	Male	Female	Total	Male	Female	Total
Ternate									
Cavite West Point College	103	93	196	-	-	-	-	-	-
Subtotal^a	1,187	1,067	2,254	2,553	2,274	4,827	110	184	294
Total	1,198	1,070	2,267	3,694	3,258	6,952	164	256	420

^a does not include enrolment from Eulogio "Amang" Rodriguez Institute of Science and Technology, Trece Martires City College, Trece Martires City College, Southdale International School of Science, Arts and Technology, Far Eastern Polytechnic College, Immanuel Theological Seminary, Oxfordian College, Philippine Christian University, Southern Luzon College of Business, Maritime, Science and Technology, STI Education Services Group, Inc. (STI eCollege - Southwoods, Inc.), University of Perpetual Help System – GMA, Our Lady of La Salette College Seminary Inc., Far Eastern University – Cavite, AMA Computer College - City of Gen. Trias, Ebenezer International Colleges, Divine Word Seminary and Olivarez College - Tagaytay

Source: Higher Education Institutions in Cavite

Table 3.43 Graduates in Higher Education Institutions (Masteral and Doctorate Degree) by City/Municipality, Province of Cavite: S.Y. 2020-2021

Name of School	Masteral			Doctoral			Total HEI Graduates		
	Male	Female	Total	Male	Female	Total	Male	Female	Total
Public									
Cavite City									
Cavite State University-Cavite City	-	-	-	-	-	-	192	182	374
Rosario									
Cavite State University CCAT Campus-Rosario	-	-	-	-	-	-	-	-	-
City of Bacoor									
Cavite State University-Bacoor	-	-	-	-	-	-	152	144	296
City of Imus									
Cavite State University-Imus	-	-	-	-	-	-	12	9	21
City of Dasmariñas									
Technological University of the Philippines - Cavite	-	-	-	-	-	-	74	44	117
Carmona									
Cavite State University-Carmona	-	-	-	-	-	-	55	46	101
General Mariano Alvarez									
Eulogio "Amang" Rodriguez Institute of Science and Technology						-NDA-			
Silang									
Cavite State University-Silang	-	-	-	-	-	-	5	3	8
Philippine National Police Academy	-	-	-	-	-	-	228	18	246
City of General Trias									
Cavite State University-Gen. Trias	-	-	-	-	-	-	1	1	2
Indang									
Cavite State University-Main	56	92	148	1	3	4	248	227	475
Tanza									
Cavite State University-Tanza	-	-	-	-	-	-	-	2	2
Trece Martires City									
Cavite State University-Trece Martires City	-	-	-	-	-	-	1	-	1
Trece Martires City College						-NDA-			
Alfonso									
Polytechnic University of the Philippines-Alfonso Campus	-	-	-	-	-	-	148	335	483
Maragondon									
Polytechnic University of the Philippines-Maragondon	-	-	-	-	-	-	91	68	159
Naic									
Cavite State University-Naic	-	-	-	-	-	-	2	3	5
Tagaytay City									
City College of Tagaytay	-	-	-	-	-	-	54	72	126
Subtotal^a	56	92	148	1	3	4	1,263	1,154	2,416
Private									
Cavite City									
St. Joseph College - Cavite	14	33	47	-	-	-	30	102	132
San Sebastian College - Recoletos de Cavite	10	31	41	-	-	-	36	51	87
West Point College de Cavite City						-NDA-			
Rosario									
STI College - Rosario	-	-	-	-	-	-	5	13	18

Name of School	Masteral			Doctoral			Total HEI Graduates		
	Male	Female	Total	Male	Female	Total	Male	Female	Total
City of Bacoor									
ISHRM School System	-	-	-	-	-	-	54	61	115
PIMSAT College	-	-	-	-	-	-	41	31	72
Saint Francis of Assisi College of Cavite	-	-	-	-	-	-	5	2	7
St. Dominic College of Asia	2	13	15	-	-	-	240	396	636
STI College - Bacoor	-	-	-	-	-	-	32	17	49
The Bearer of Light and Wisdom Colleges	-	-	-	-	-	-	5	19	24
University of Perpetual Help System Dalta- Molino Campus	-	-	-	-	-	-	9	1	10
City of Imus									
Colegio de Porta Vaga	-	-	-	-	-	-	5	12	17
Imus Institute of Science and Technology	3	2	5	-	-	-	21	24	45
Informatics College Cavite, Inc.	-	-	-	-	-	-	-	-	-
Southdale International School of Science, Arts and Technology	-	-	-	-	-NDA-	-	-	-	-
Montessori Professional College - Imus	-	-	-	-	-	-	1	-	1
Southern Philippines Institute of Science and Technology	-	-	-	-	-	-	2	9	11
Unida Christian College	-	-	-	-	-	-	3	3	6
City of Dasmariñas									
AISAT Colleges-Dasmariñas	-	-	-	-	-	-	-	-	-
Brookfield College	-	-	-	-	-	-	10	26	36
De La Salle University - Dasmariñas	28	18	46	7	10	17	289	190	479
De La Salle Health Sciences Institute	-	14	14	-	-	-	306	712	1,018
Emilio Aguinaldo College	-	-	-	-	-	-	95	84	179
Far Eastern Polytechnic College	-	-	-	-	-NDA-	-	-	-	-
Immanuel Theological Seminary	-	-	-	-	-NDA-	-	-	-	-
Marasigan Institute of Science and Technology	-	-	-	-	-	-	12	4	16
MOL Magsaysay Maritime Academy	-	-	-	-	-	-	562	16	578
National College of Science and Technology	-	-	-	-	-	-	335	309	644
Oxfordian College	-	-	-	-	-NDA-	-	-	-	-
Philippine Christian University	-	-	-	-	-NDA-	-	-	-	-
PNTC Colleges	-	-	-	-	-	-	585	25	610
PTS College & Advanced Studies	5	2	7	-	-	-	15	14	29
Southern Luzon College of Business, Maritime, Science and Technology	-	-	-	-	-NDA-	-	-	-	-
Saint Jude College	-	-	-	-	-	-	173	442	615
STI College - Dasmariñas	-	-	-	-	-	-	55	17	72
Carmona									
STI Education Services Group, Inc. (STI eCollege - Southwoods, Inc.)	-	-	-	-	-NDA-	-	-	-	-
General Mariano Alvarez									
University of Perpetual Help System – GMA	-	-	-	-	-NDA-	-	-	-	-
Silang									
Adventist International Institute of Advanced Studies	57	25	82	11	1	12	68	26	94
Adventist University of the Philippines	12	8	20	2	6	8	128	189	317
Our Lady of La Salette College Seminary Inc.	-	-	-	-	-NDA-	-	-	-	-
Far Eastern University - Cavite	-	-	-	-	-NDA-	-	-	-	-
Philippine Missionary Institute	-	-	-	-	-	-	8	10	18
Rogationist College	-	-	-	-	-	-	2	2	4

Name of School	Masteral			Doctoral			Total HEI Graduates		
	Male	Female	Total	Male	Female	Total	Male	Female	Total
Saint Paul Seminary Foundation	-	-	-	-	-	-	13	-	13
South Forbes City College	-	-	-	-	-	-	-	-	-
City of General Trias									
AMA Computer College - City of Gen. Trias					-NDA-				
Ebenezer International Colleges					-NDA-				
Lyceum of the Philippines University	3	11	14	-	-	-	647	696	1,343
Young Ji College	-	-	-	-	-	-	4	2	6
Amadeo									
Jesus Reigns Christian College-Amadeo Foundation	-	-	-	-	-	-	6	9	15
Tanza									
Far East Asia Pacific Institute of Tourism and Technology	-	-	-	-	-	-	-	-	-
Power School of Technology	-	-	-	-	-	-	22	36	58
Trece Martires City									
Colegio de Amore	-	-	-	-	-	-	32	13	45
Magallanes									
Cavite West Point College-Magallanes Inc.	-	-	-	-	-	-	-	-	-
Kurios Christian College Foundation	-	-	-	-	-	-	8	5	13
Naic									
Granby College of Science and Technology	-	-	-	-	-	-	25	22	47
Western Colleges	29	269	298	-	-	-	37	283	320
Tagaytay City									
Divine Word Seminary					-NDA-				
Olivarez College - Tagaytay					-NDA-				
STI College - Tagaytay	-	-	-	-	-	-	4	2	6
Ternate									
Cavite West Point College	-	-	-	-	-	-	103	93	196
Subtotal^a	163	426	589	20	17	37	4,033	3,968	8,001
Total	219	518	737	21	20	41	5,296	5,122	10,417

^a does not include enrolment from Eulogio "Amang" Rodriguez Institute of Science and Technology, Trece Martires City College, Trece Martires City College, Southdale International School of Science, Arts and Technology, Far Eastern Polytechnic College, Immanuel Theological Seminary, Oxfordian College, Philippine Christian University, Southern Luzon College of Business, Maritime, Science and Technology, STI Education Services Group, Inc. (STI eCollege - Southwoods, Inc.), University of Perpetual Help System – GMA, Our Lady of La Salette College Seminary Inc., Far Eastern University – Cavite, AMA Computer College - City of Gen. Trias, Ebenezer International Colleges, Divine Word Seminary and Olivarez College - Tagaytay

Source: Higher Education Institutions in Cavite

For the school year 2020 to 2021, the Commission on Higher Education (CHED) Region IV-A reported a total of 6,706 graduates in tertiary education in the province (Table 3.45). Overall, there are more female tertiary graduates than male students for the school year. The female population totaled 3,436 graduates covering 51.24%. In terms of program discipline, like in the enrolment, most pre-baccalaureate and baccalaureate courses graduates are from the business administration-related disciplines considering 1,708 graduates covering 25.47%.

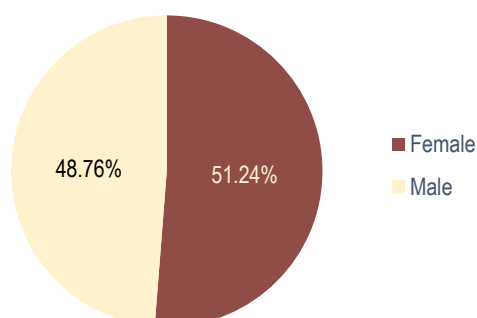


Figure 3.39 Comparative Number of Tertiary Education Graduates by Sex, Province of Cavite: S.Y. 2020-2021

Other indicators for Tertiary Education

The gross enrolment rate at the tertiary level is gradually decreasing through the school years. To address this phenomenon, the provincial government can provide additional scholarships to the students who want to take higher education but lack the resources. On the other hand, the student-faculty ratio for the tertiary level in the province is improving. It can indicate that more teachers are being employed in the province over time.

Table 3.44 Key Performance Indicators for Tertiary Level, Province of Cavite: S.Y 2014-2015 to S.Y 2020-2021

School Year	Gross Enrolment Rate	Student-Faculty Ratio	Student Grantees of StuFAPS ^a	
			Public	Private
S.Y. 2014-2015	30.22	1:28	52	38
S.Y. 2015-2016	31.14	1:27	120	82
S.Y. 2016-2017	28.76	1:26	4	13
S.Y. 2017-2018	22.18	1:24	40	42
S.Y. 2018-2019	25.08	1:21	27	69
S.Y. 2019-2020	26.52	1:21	39	426
S.Y. 2020-2021	28.10	1:23	-	-

^a StuFAPS – Student Financial Assistance Programs

Note: CHED temporarily suspended the application of the scholarship program for AY 2020-2021 to support the COVID-19 pandemic government efforts.

Source: Commission on Higher Education (CHED) IV MIS Section

Table 3.45 Distribution of Graduates in Higher Education Institutions by Sex, Sector and Discipline, Province of Cavite; S.Y. 2020-2021

Discipline group	Private			Public			Total		
	Male	Female	Total	Male	Female	Total	Male	Female	Total
Agriculture, Forestry, Fisheries	3	3	6	39	54	93	42	57	99
Architecture and Town Planning	58	60	118	9	12	21	67	72	139
Business Administration and Related	644	888	1,532	48	128	176	692	1016	1,708
Education Science and Teacher Training	139	469	608	57	89	146	196	558	754
Engineering and Tech	419	193	612	204	80	284	623	273	896
Fine and Applied Arts	20	18	38	0	0	0	20	18	38
General	0	0	0	6	8	14	6	8	14
Humanities	32	17	49	3	15	18	35	32	67
IT-Related Disciplines	391	123	514	167	89	256	558	212	770
Law and Jurisprudence	8	6	14	0	0	0	8	6	14
Maritime	71	6	77	0	0	0	71	6	77
Mass Communication and Documentation	19	22	41	6	9	15	25	31	56
Mathematics	2	0	2	0	0	0	2	0	2
Medical and Allied	317	609	926	3	17	20	320	626	946
Natural Science	55	93	148	0	4	4	55	97	152
Other Disciplines	287	79	366	0	0	0	287	79	366
Religion and Theology	149	36	185	0	0	0	149	36	185
Service Trades	56	158	214	0	4	4	56	162	218
Social and Behavioral I Sciences	55	144	199	3	3	6	58	147	205
Grand Total	2,725	2,924	5,649	545	512	1,057	3,270	3,436	6,706

Source: Commission on Higher Education (CHED) IV MIS Section

Technical Vocational Education and Training

Technical and Vocational Education and Training (TVET) refers to “aspects of the educational process involving, in addition to general education, the study of technologies and related sciences, and the acquisition of practical skills, attitudes, understanding, and knowledge relating to occupants in various sectors of economic and social life” (UNESCO and International Labor Organization (ILO)).

Through the enactment of Republic Act No.7796, known as the “Technical Education and Skill Development Act of 1994”, Technical Education and Skills Development Authority (TESDA) was established under the Department of Labor and Employment (DOLE) and the Office of the Cabinet Secretary and declared as the agency responsible for managing and supervising technical education and skills development in the Philippines. TESDA is the merged agency of the National Manpower and Youth Council (NMYC) of DOLE, the Bureau of Technical and Vocational Education (BVTE) of the Department of Education, Culture and Sports (DECS), and the Apprenticeship Program of the Bureau of Local Employment (BLE) of DOLE. The fusion of these offices was meant to reduce overlapping in skills development activities initiated by various public and private sector agencies and to provide national directions for the country’s TVET system. Hence, one of the main objectives of TESDA is the formulation of a comprehensive development plan for middle-level manpower based on the National Technical Education and Skills Development Plan.

TVET programs are delivered through various modalities, which include school-based, center-based, community-based, and enterprise-based training.

A school-based program is the direct provision of programs by TESDA administered schools while the center-based program is being undertaken in the TESDA training centers.

Furthermore, community-based training for Enterprise Development Program is primarily addressed to the poor and marginal groups, those who cannot access or are not accessible by formal training provisions. They have low skills, limited management abilities, and have few economic options. They have no access to capital – most of them are unqualified for formal credit programs. The program goes further than just mere skills training provision. It is purposively designed to catalyze the creation of livelihood enterprises. It shall be implemented by the trainees, immediately after the training. Likewise, it is designed to assist partner agencies such as LGUs, NGOs, people organizations, and other agencies organizations with a mission of helping the poor get into productive undertakings for themselves and their communities.

On the other hand, enterprise-based programs are training programs implemented within companies/firms. These programs are as follows:

- Apprenticeship Program is a training and employment program involving a contract between an apprentice and an employer on an approved apprentice occupation. Generally, it aims to provide a mechanism that will ensure the availability of qualified and skilled workers based on industry requirements. The period of apprenticeship covers a minimum of four months and a maximum of six months. Only companies with approved and registered apprenticeship programs under TESDA can hire apprentices.
- Learnership Program is a practical training on-the-job for approved learnable occupations, for a period not exceeding three months. Only companies with TESDA-approved and registered learnership programs can hire learners.
- Dual Training System (DTS) is an instructional mode of delivery for technology-based education and training in which learning takes place alternately in two venues: the school or training center and the company.

One of the strategic approaches to this program is the conversion of selected industry practices/programs registered under the apprenticeship program into the DTS modality.

TESDA and other vocational schools offer short programs or two-year courses on technology and skills development like automotive technology, nursing aide training, tourism, photography, computer technology, drafting, among others. Upon graduation from these courses, students take a national certification examination from TESDA to obtain a certificate or diploma.

Programs took in TESDA and other schools are also ladderized. It means that upon completion of a particular course, units taken can be credited if the graduate decides to enroll in a related field in a college or university.

As of December 2021, there were 115 technical-vocational institutions in the province wherein 21 are Higher Educational Institution (HEI), 1 LGU-run, 1 local university and colleges (LUCs), 1 non-government organization or foundation (NGO), 2 TESDA Technology Institution (TTI), 9 farm school or Program on Accelerating Farm School

Establishment (PAFSE), and 80 Technical-Vocational Institutions (TVI). Furthermore, City of Dasmariñas has the highest number of TVET institutions (26) followed by the City of Bacoor (19) and City of Imus (17). There is no registered TVET institution for Cavite City and Municipality of Magallanes (Table 3.46).

Moreover, there are 257 programs offered by TESDA in the province. TVI has the highest number of programs offered consisting of 155 programs, 54 programs from HEI, 27 programs from TTI, 3 programs from LUC, 1 program from LGU-run and 1 program from NGO (Table 3.47).

There are 19,062 students enrolled at TESDA program offered in the province. The highest enrolment came from Automotive and Land Transportation, registered at 5,704 students. The least enrolment is from chemicals/plastics/petrochemicals sector with 18 students (Table 3.48).

Additionally, a total of 12,496 students graduated from different program sector by which Tourism (Hotel and Restaurant) posted the highest number of graduates with 2,652 (Table 3.48).

Table 3.46 Number of TVET Institutions by City/Municipality, Province of Cavite: 2021

City/Municipality	Higher Education Institutions	LGU-run	Local Universities and Colleges	Non-Government Organizations	TESDA Technology Institutions	Program on Accelerating Farm School Establishment	Technical-Vocational Institutions	Total
1st District	1	-	-	-	1	-	6	8
Cavite City	-	-	-	-	-	-	-	-
Kawit	-	-	-	-	-	-	1	1
Noveleta	-	-	-	-	-	-	2	2
Rosario	1	-	-	-	1	-	3	5
2nd District	5	1	-	-	-	-	13	19
City of Bacoor	5	1	-	-	-	-	13	19
3rd District	2	-	1	-	-	-	14	17
City of Imus	2	-	1	-	-	-	14	17
4th District	4	-	-	1	1	-	20	26
City of Dasmariñas	4	-	-	1	1	-	20	26
5th District	4	-	-	-	-	1	14	19
Carmona	-	-	-	-	-	-	3	3
General Mariano Alvarez	-	-	-	-	-	-	3	3
Silang	4	-	-	-	-	1	8	13
6th District	1	-	-	-	-	-	5	6
City of General Trias	1	-	-	-	-	-	5	6
7th District	2	-	-	-	-	2	3	7
Amadeo	-	-	-	-	-	1	-	1
Indang	-	-	-	-	-	1	-	1
Tanza	1	-	-	-	-	-	1	2
Trece Martires City	1	-	-	-	-	-	2	3
8th District	2	-	-	-	-	6	5	13
Alfonso	-	-	-	-	-	-	1	1
General Emilio Aguinaldo	-	-	-	-	-	-	1	1
Magallanes	-	-	-	-	-	-	-	-
Maragondon	-	-	-	-	-	4	-	4
Mendez - Nuñez	-	-	-	-	-	1	-	1
Naic	-	-	-	-	-	1	-	1
Tagaytay City	2	-	-	-	-	-	3	5
Ternate	-	-	-	-	-	-	-	0
Total	21	1	1	1	2	9	80	115

Source: Technical Education and Skills Development Authority, Trece Martires City

Table 3.47 Number of TVET Programs by City/Municipality, Province of Cavite: 2021

City/Municipality	Higher Education Institutions	LGU-run	Local Universities and Colleges	Non-Government Organizations	TESDA Technology Institutions	Program on Accelerating Farm School Establishment	Technical-Vocational Institutions	Total
1st District	2	-	-	-	12	-	8	22
Cavite City	-	-	-	-	-	-	-	-
Kawit	-	-	-	-	-	-	2	2
Noveleta	-	-	-	-	-	-	3	3
Rosario	2	-	-	-	12	-	3	17
2nd District	12	1	-	-	-	-	24	37
City of Bacoor	12	1	-	-	-	-	24	37
3rd District	17	-	3	-	-	-	36	56
City of Imus	17	-	3	-	-	-	36	56
4th District	6	-	-	1	15	-	30	52
City of Dasmariñas	6	-	-	1	15	-	30	52
5th District	6	-	-	-	-	1	35	42
Carmona	-	-	-	-	-	-	5	5
General Mariano Alvarez	-	-	-	-	-	-	5	5
Silang	6	-	-	-	-	1	25	32
6th District	4	-	-	-	-	-	9	13
City of General Trias	4	-	-	-	-	-	9	13
7th District	2	-	-	-	-	2	4	8
Amadeo	-	-	-	-	-	1	-	1
Indang	-	-	-	-	-	1	-	1
Tanza	1	-	-	-	-	-	2	3
Trece Martires City	1	-	-	-	-	-	2	3
8th District	5	-	-	-	-	13	9	27
Alfonso	-	-	-	-	-	-	3	3
General Emilio Aguinaldo	-	-	-	-	-	-	1	1
Magallanes	-	-	-	-	-	-	-	-
Maragondon	-	-	-	-	-	11	-	11
Mendez - Nuñez	-	-	-	-	-	1	-	1
Naic	-	-	-	-	-	1	-	1
Tagaytay City	5	-	-	-	-	-	5	10
Terate	-	-	-	-	-	-	-	-
Total	54	1	3	1	27	16	155	257

Source: Technical Education and Skills Development Authority, Trece Martires City

Table 3.48 Distribution of Enrolment and Graduates by Program Sector, Province of Cavite: S.Y 2021-2022 and S.Y 2020-2021

Sector	Enrolled			Graduates		
	Female	Male	Total	Female	Male	Total
Agriculture, Forestry and Fishery	126	179	305	65	121	186
Automotive and Land Transportation	2,794	2,910	5,704	794	969	1,763
Chemicals/Plastics/Petrochemicals	16	2	18	12	3	15
Construction	87	440	527	52	365	417
Decorative Arts	19	2	21	18	3	21
Electrical and Electronics	904	951	1,855	1,134	1,117	2,251
Garments	523	167	690	282	43	325
Heating, Ventilation, Air conditioning and Refrigeration	-	56	56	-	-	-
Human Health/Health Care	1,314	302	1,616	1,127	249	1,376
Information and Communication Technology	613	268	881	200	114	314
Maritime	-	24	24	1	31	32
Metals and Engineering	77	785	862	53	516	569
Others	1,413	1,026	2,439	892	457	1,349
Processed Food & Beverages	120	197	317	121	80	201
Social Community and Other Services	519	101	620	788	147	935
Tourism ((Hotel & Restaurant)	1,998	721	2,719	1,926	726	2,652
Other TVET	192	216	408	45	45	90
TOTAL	10,715	8,347	19,062	7,510	4,986	12,496

Source: Technical Education and Skills Development Authority, Trece Martires City

Health

Health Facilities and Services

Health service delivery in Cavite covers the entire range of health interventions with varying degrees of emphasis at different healthcare levels. Hospitals are mainly classified as general hospitals, which provide services for all kinds of illnesses, diseases, injuries, or deformities. These hospitals have emergency and outpatient services, primary care services, family medicine, pediatrics, internal medicine, obstetrics-gynecology, surgery with diagnostic and laboratory services, an imaging facility, and a pharmacy. Based on DOH Administrative Order No. 2010-0012, hospitals are further categorized as:

- **Level I hospitals** - emergency hospitals that provide initial care and management to patients requiring immediate treatment and primary care on prevalent diseases in the locality. It includes isolation facilities, maternity, dental clinics, 1st level x-ray, secondary clinical laboratories with a consulting pathologist, blood stations, and a pharmacy.
- **Level II hospitals** - general hospitals that include Level I services and departmentalized clinical services, respiratory units, ICU, HICU and HRP, high-risk pregnancy units, tertiary clinical laboratories, and 2nd-level x-rays.
- **Level III hospitals** - general hospitals that include Level II services and teaching/training, physical medicine and rehabilitation, ambulatory surgery, dialysis, tertiary laboratory, blood bank, and 3rd level x-ray.

Additionally, the provincial government budget funds the provincial hospitals, while the municipal/city government budget finances the municipal/city hospitals. Management and financial parameters are determined primarily by the local chief executive and, in varying levels of influence and technical leadership of the respective provincial/city/municipal health officer or chief of hospital.

As of 2020, Cavite has a total of 56 licensed hospitals, wherein 44 are privately owned while 12 are government-operated. Cavite has 32 Level I general hospitals, 20 Level II hospitals, and three Level III hospitals. The Level III hospitals are De La Salle University Medical Center and St. Paul Hospital Cavite Inc., both located in the City of Dasmariñas, and General Emilio Aguinaldo Memorial Hospital, a government hospital in Trece Martires City. Moreover, one hospital in Cavite, the CarSIGMA District Hospital in General Mariano Alvarez, falls under the infirmary category. Further, it is notable that there are no hospitals in the municipalities of Amadeo, Indang, General Emilio Aguinaldo, Mendez, Ternate, and Magallanes.

The Korea-Philippines Friendship Hospital, which has been operational since 1999, is treated as an annex to GEAMH, although it operates as semi-private in terms of hospital services.

Augmenting the health care services of the existing hospitals are the 69 health centers and 586 barangay

health stations (BHS) located all over the province, as of 2021. Health Centers are created for every city and municipality to improve access to the barangay's primary healthcare facilities and services. Health centers are categorized as main health centers, city health centers, and rural health units. Health centers are managed through their city/municipal health officers and staffed with doctors, nurses, midwives, medical technologists, sanitary inspectors, nutritionists, and volunteer health workers. The basic health services delivered include medical consultation services, treatments of minor ailments, maternal and child health care, dental health, nutrition, the dispensation of drugs and medicines, on-calls and attendance at home, immunization and conduct of health education, family planning, sanitation campaign, and other related activities. On the other hand, the barangay health station (BHS) is the primary healthcare facility at the barangay level. BHS provides first aid, maternal and child health care, diagnosis of social diseases, and other basic health services to all the members of the community it is serving. It is commonly staffed with rural health midwives, barangay nutrition scholars, and barangay health workers, and they follow a schedule of medical services from Monday to Friday. Sometimes health centers schedule special medical projects or missions and conduct health education classes during weekends, especially when the DOH issues health warnings and epidemic cases.

The province is also home to the regional hospital for mentally ill patients. The Regional Center for Mental Health, located in Trece Martires City, has been called as Cavite Center for Mental Health (CCMH) since its devolution to the province in 1993.

The Provincial Health Office also initiated the establishment of district hospitals. The health system in these hospitals delivers comprehensive, high-quality, accessible, affordable, effective, efficient, and sustainable services to the Caviteños.

Hospital Bed – Population Ratio

One of the indicators in measuring the health service accessibility of hospitals and other related facilities is sufficient hospital beds. As a standard set by the Philippine Statistics Authority-National Statistics Coordination Board (PSA-NSCB), there should be one hospital bed per 1,000 population. De La Salle University Medical Center holds the highest bed capacity of 300 beds, followed by General Emilio Aguinaldo Memorial Hospital with a bed capacity of 284 beds. The hospitals in Cavite had a combined authorized bed capacity of 3,091 beds.

The bed population ratio stood at 0.71 hospital beds per 1,000 population using the 2020 total population. The 1st and 4th District has reached the standard requirement of hospital beds. In terms of cities and municipalities, Cavite City, Kawit, City of Dasmariñas, Trece Martires City, and Tagaytay City reached the standard requirement. Cavite City, with the highest rate of 2.79 hospital beds per 1,000 individuals with five hospitals, followed by Trece Martires

City with 1.71 hospital beds per 1,000 individuals in the area. In general, the province has significantly insufficient hospital beds with approximately 1,254 unmet bed needs to meet the 4,345 bed needs in 2020.

However, most of the hospital beds are from private hospitals, there is still an observed inadequacy of bed capacity and other health facilities in government hospitals due to the increasing number of patients from low-income families who opt to avail medical and health care services. With this, the provincial government continuously exerts efforts to improve, upgrade, and acquire additional facilities for its public hospitals and health units. At present, the Provincial Health Office provides services in different

areas terms of health, mainly, services delivered during COVID-19 response operations. The province implements tie-up programs with various non-government organizations and volunteer teams to reach out to patients with special needs, especially those belonging to underprivileged families.

The location of hospitals in the province is strategically located. Some municipalities may not have their hospitals in the localities but are serviced by their neighboring towns considering their proximity. Barangay Health Stations and Rural Health Units are also present in every locality to provide immediate health services.

Table 3.49 Number of Health Facilities by City/Municipality, Province of Cavite: 2019-2021

City/Municipality	Hospitals									Barangay Health Stations		
	Government Hospitals		Private Hospitals		Health Centers			2019	2020	2021		
	2019	2020	2019	2020	2019	2020	2021					
1st District	3	3	7	8	9	9	10	44	55	57		
Cavite City	2	2	3	3	5	6	6	0	0	0		
Kawit	1	1	1	2	2	1	2	21	20	22		
Noveleta	-	-	1	1	1	1	1	3	15	15		
Rosario	-	-	2	2	1	1	1	20	20	20		
2nd District	1	1	8	8	7	7	8	59	59	58		
City of Bacoor	1	1	8	8	7	7	8	59	59	58		
3rd District	-	-	4	4	3	7	3	39	49	43		
City of Imus	-	-	4	4	3	7	3	39	49	43		
4th District	1	1	5	5	2	4	2	87	85	89		
City of Dasmariñas	1	1	5	5	2	4	2	87	85	89		
5th District	2	2	8	8	5	3	29	108	53	37		
Carmona	1	1	1	1	1	1	1	12	12	12		
General Mariano Alvarez	1	1	1	1	2	1	27	28	28	12		
Silang	-	-	6	6	2	1	1	68	13 ^a	13		
6th District	1	1	4	4	2	3	1	39	48	48		
City of General Trias	1	1	4	4	2	3	1	39	48	48		
7th District	1	1	3	3	4	5	4	101	103	104		
Amadeo	-	-	-	-	1	1	1	14	14	14		
Indang	-	-	-	-	1	1	1	33	33	32		
Tanza	-	-	2	2	1	1	1	37	40	41		
Trece Martires City	1	1	1	1	1	2	1	17	16	17		
8th District	3	3	4	4	8	8	12	139	98	150		
Alfonso	-	-	1	1	1	1	3	27	27	28		
General Emilio Aguinaldo	-	-	-	-	1	1	1	10	14	13		
Magallanes	-	-	-	-	1	1	1	11	12	12		
Maragondon	1	1	-	-	1	1	1	11	11	7		
Mendez	-	-	-	-	1	1	2	17	0	24		
Naic	1	1	2	2	1	1	2	27	32	30		
Tagaytay City	1	1	1	1	1	1	1	34	0	34		
Ternate	-	-	-	-	1	1	1	2	2	2		
CAVITE	12	12	43	44	40	46	69	616	550	586		

a Bulihan, Silang only

Source: Provincial Health Office, Trece Martires City

Table 3.50 List of Licensed Hospitals and Bed Inventory by Classification, Province of Cavite: 2020

City/Municipality	Name of Hospital	Level	Authorized Bed Capacity	Hospital Bed-to-Population Ratio	Projected Bed Needs	Unmet Bed Needs
1st District				1.47	368	
Cavite City				2.79	101	
	Cavite Naval Hospital	I	100			
	Dra. Olivia Salamanca Memorial District Hospital	I	50			
	Bautista Hospital	II	60			
	A. De La Cruz Maternity Hospital	I	11			
	Cavite Medical Center	II	60			
Kawit				1.57	108	
	Kawit Kalayaan Hospital	I	25			
	Binakayan Hospital and Medical Center	II	100			

City/Municipality	Name of Hospital	Level	Authorized Bed Capacity	Hospital Bed-to-Population Ratio	Projected Bed Needs	Unmet Bed Needs
Noveleta	San Pedro Calungsod Medical Center	I	44	0.85	49	7
	St. Martin Maternity and Pediatric Hospital	I	42			
Rosario	E. Contreras Medical Clinic	II	24	0.44	111	62
	Our Savior Hospital, Inc.	II	25			
2nd District				0.58	665	277
City of Bacoor				0.58	665	277
	Bacoor District Hospital	I	10			
	Bacoor Doctors Medical Center	I	60			
	Crisostomo General Hospital	I	20			
	Metro South Medical Center	II	50			
	Molino Doctors Hospital	I	38			
	Prime Global Care Medical Center, Inc.	I	12			
	Southeast Asian Medical Center, Inc.	II	50			
	St. Dominic Medical Center, Inc.	II	100			
	YR - St. Michael Medical Hospital, Inc.	I	48			
3rd District				0.44	497	277
City of Imus				0.44	497	277
	Imus Family Hospital, Inc.	I	15			
	Medical Center Imus	II	90			
	Our Lady of the Pillar Medical Center	II	98			
	Paredes Primary Care Center	I	17			
4th District				1.11	703	
City of Dasmariñas				1.11	703	
	Asia Medic Family Hospital and Medical Center	II	50			
	Dasmariñas City Medical Center Inc.	II	60			
	De La Salle University Medical Center	III	300			
	Emilio Aguinaldo College Medical Center	II	154			
	St. Paul Hospital Cavite Inc.	III	100			
	Pagamutan Ng Dasmariñas	II	119			
5th District				0.52	574	277
Carmona				0.81	106	20
	Pagamutan Bayan ng Carmona	I	15			
	Carmona Hospital MC	II	71			
General Mariano Alvarez				0.20	172	138
	San Jose Hospital and Medical Center Inc.	I	15			
Silang	CarSIGMA District Hospital	Infirmery	19	0.60	296	119
	Estrella Hospital	I	20			
	St. Mazonod Hospital Inc.	I	12			
	Velazco Hospital	I	25			
	Silang Doctors Hospital	I	10			
	Adventist University Hospital	I	10			
	Silang Specialist Medical Center	II	100			
6th District				0.51	451	222
City of General Trias				0.51	451	222
	General Trias Medicare Hospital	I	10			
	Divine Grace Medical Center	II	50			
	General Trias Maternity and Pediatric Hospital	I	50			
	Gentri Doctors Medical Center Inc.	II	69			
	Gentri Medical Center and Hospital Inc.	II	50			
7th District				0.65	633	222
Amadeo				-	42	42
Indang				-	69	69

City/Municipality	Name of Hospital	Level	Authorized Bed Capacity	Hospital Bed-to-Population Ratio	Projected Bed Needs	Unmet Bed Needs
Tanza	JNRAL Family Corporation	I	22	0.17	312	260
	Tanza Family General Hospital	I	30			
Trece Martires City	General Emilio Aguinaldo Memorial Hospital	III	284	1.71	211	
	M.V Santiago Medical Center	I	75			
8th District				0.49	454	232
Alfonso	DLS-Dr. Rodolfo Poblete Memorial Hospital	I	20	0.34	59	39
General Emilio Aguinaldo Magallanes				-	24	24
Maragondon				-	24	24
	Cavite Municipal Hospital	I	10	0.25	41	31
Mendez-Nuñez Naic				-	35	35
	Naic Doctors Hospital, Inc.	I	30	0.56	161	71
	Naic Medicare	I	10			
	First Filipino Saint Hospital	I	50			
Tagaytay City	Tagaytay Hospital and Medical Center	II	90	1.20	85	
	Ospital ng Tagaytay	I	12			
Ternate				-	25	25
CAVITE			3,091	0.71	4345	1254

Source: Provincial Health Office, Trece Martires City

Health Human Resources

Health human resources are the main drivers of the health care system and are essential for the efficient management and operation of the public health system. There are 92 doctors, 54 dentists, 442 nurses, and 349 midwives employed in the city/municipal health offices.

These resulted in the doctor-population ratio of 1:44,131 and the dentist-population ratio of 1:75,186. As observed, these figures are over the standard doctor-population ratio of 1:20,000 and the standard dentist-population ratio of 1:20,000. Nurses totaling 442 personnel has led to a nurse-to-population ratio of 1:9,186, which is below the standard ratio of 1:20,000. Moreover, midwives had marked the ratio of 1:11,663 against the standard ratio of 1:5,000.

Based on the data, there is a need to increase the number of key health personnel in the province to provide necessary healthcare services to the people. Specifically, there is an approximate need for 111 doctors, 27 dentists, and 463 midwives to satisfy the standard ratio. The provincial government is resourcefully applying different

strategies to cope with the increasing demands for various medical and health services. Through the Provincial Health Office, PGC implements tie-up programs with various non-government organizations and volunteer teams to reach outpatients with special needs, especially those belonging to underprivileged families. However, private health personnel is not included in the computation of ratios.

Barangay Health Workers (BHWs) and Barangay Nutrition Scholars (BNS) are the front liners in providing basic health and nutrition services in their communities. As of 2021, 2,792 BHWs and 957 BNS are employed in the barangay health centers in the province. Despite the great number of BHWs in the province, the standard ratio set by the Department of Health (DOH) of one BHW per 20 households in the barangay was not met.

In addition, there are 48 medical technologists, 8 nutritionists/dietitians, two sanitary engineers, and 49 sanitary inspectors.

Table 3.51 Number of Public Health Personnel and Ratio to Population by City/Municipality: 2021

City/Municipality	Doctors		Dentists		Nurses		Midwives		Barangay Health Workers	
	Number	Ratio	Number	Ratio	Number	Ratio	Number	Ratio	Number	Ratio
1st District										
Cavite City	8	1:15,043	2	1:60,171	16	1:7,521	16	1:7,521	64	1:477
Kawit	2	1:48,851	1	1:97,702	13	1:7,516	11	1:8,882	102	1:241
Noveleta	4	1:13,416	2	1:26,832	15	1:3,578	6	1:8,944	33	1:433
Rosario	2	1:64,792	3	1:43,194	15	1:8,639	16	1:8,099	122	1:201
2nd District										
City of Bacoor	13	1:54,079	5	1:140,606	66	1:10,652	39	1:18,026	136	1:921
3rd District										
City of Imus	3	1:157,549	4	1:118,162	31	1:15,247	32	1:14,770	360	1:317

City/Municipality	Doctors		Dentists		Nurses		Midwives		Barangay Health Workers	
	Number	Ratio	Number	Ratio	Number	Ratio	Number	Ratio	Number	Ratio
4th District										
City of Dasmariñas	7	1:110,201	0	-	33	1:23,376	56	1:13,775	356	487
5th District										
Carmona	7	1:16,313	2	1:57,097	9	1:12,688	15	1:7,613	100	1:287
General Mariano Alvarez	20	1:9,080	19	1:9,558	10	1:18,160	24	1:7,567	95	1:419
Silang	2	1:23,565	1	1:47,129	6	1:7,855	8	1:5,891	43	1:261
6th District										
City of General Trias	5	1:73,581	3	1:122,635	38	1:9,682	14	1:26,279	304	1:310
7th District										
Amadeo	1	1:44,070	0	-	10	1:4,407	5	1:8,814	51	1:214
Indang	0	-	0	-	11	1:6,981	6	1:12,798	112	1:157
Tanza	4	1:66,191	1	1:264,763	34	1:7,787	12	1:22,064	209	1:305
Trece Martires City	3	1:60,756	2	1:91,134	28	1:6,510	10	1:18,227	66	1:628
8th District										
Alfonso	1	1:58,732	0	-	14	1:4,169	16	1:3,648	0	-
General Emilio Aguinaldo	1	1:26,010	0	-	4	1:6,503	5	1:5,202	124	1:42
Magallanes	1	1:26,606	1	1:26,606	9	1:2,956	5	1:5,321	95	1:59
Maragondon	1	1:44,152	1	1:44,152	11	1:4,014	16	1:2,760	0	-
Mendez	1	1:36,906	1	1:36,906	12	1:3,076	5	1:7,381	83	1:112
Naic	4	1:32,616	2	1:65,232	24	1:5,436	17	1:7,674	226	1:124
Tagaytay City	1	1:83,320	2	1:41,660	27	1:3,086	10	1:8,332	51	1:214
Ternate	1	1:27,107	2	1:13,554	6	1:4,518	5	1:5,421	60	1:111
CAVITE	92	1:44,131	54	1:75,186	442	1:9,186	349	1:11,633	2,792	1:327

Source: Provincial Health Office, Trece Martires City

Table 3.52 Number of Other Public Health Personnel and Ratio to Population by City/Municipality: 2021

City/Municipality	Barangay Nutrition Scholars	Medical Technologists	Nutritionist/Dietitians	Sanitary Engineers	Sanitary Inspectors
1st District	91	5	2	0	11
Cavite City	26	2	0	0	7
Kawit	25	2	1	0	1
Noveleta	17	0	1	0	1
Rosario	23	1	0	0	2
2nd District	77	9	0	0	5
City of Bacoor	77	9	0	0	5
3rd District	98	1	2	0	1
City of Imus	97	1	2	0	1
4th District	165	4	1	1	4
City of Dasmariñas	165	4	1	1	4
5th District	105	9	0	1	4
Carmona	11	5	0	1	1
General Mariano Alvarez	29	3	0	0	1
Silang	65	1	0	0	2
6th District	81	3	2	0	5
City of General Trias	81	3	2	0	5
7th District	151	5	1	0	8
Amadeo	19	1	0	0	1
Indang	19	0	0	0	0
Tanza	71	2	1	0	4
Trece Martires City	42	2	0	0	3
8th District	190	12	0	0	11
Alfonso	32	2	0	0	0
General Emilio Aguinaldo	14	1	0	0	2
Magallanes	16	1	0	0	1
Maragondon	27	2	0	0	2
Mendez	24	1	0	0	1
Naic	26	2	0	0	3
Tagaytay City	41	2	0	0	1
Ternate	10	1	0	0	1
CAVITE	957	48	8	2	49

Source: Provincial Health Office, Trece Martires City

Health Indicators

Health indicators provide information on the status of the well-being of the people. They help organizations, communities, and governments across the nation focus their resources and efforts to improve the health and well-

being of all people. This section includes the nutritional status and vital health indices in the province.

Nutritional Status of Children

The nutritional status of children is determined by comparing their actual weight and the standard weight of children based on their corresponding age prescribed by the Nutrition Council of the Philippines. The province of Cavite determines the nutritional status of Caviteño children through the program Operation Timbang Plus (OPT). OPT is the annual weighing and height measurement of all preschool children ages 0 to 59 months old and children ages 60 to 71 months old who are not yet in school. The program identifies and locates the malnourished children for a referral to suitable nutrition and nutrition-related services. The data generated by the program are used for local nutrition action planning, particularly quantifying the prevalence of wasted, stunted, underweight, overweight, and obese children that need to be prioritized for interventions in the community.

Of the weighed children, there are 6,264 underweight and 2,495 severely underweight children, with a prevalence rate of 2.21 and 0.88, respectively. The prevalence rate of underweight has decreased from 2020 by 0.23 rate points in 2021 while the severely underweight rate increased by 0.06 rate points. Moreover, 9,007 children are considered overweight, leading to a prevalence rate of 3.17. In terms of underweight prevalence, the municipality of Kawit got the highest prevalence of 6.37. In terms of severely underweight prevalence, Kawit also acquired the highest at 3.38. Meanwhile, Tagaytay City got a 0.00 underweight and severely underweight rate, which means that almost all children weighed in their localities are of normal weight.

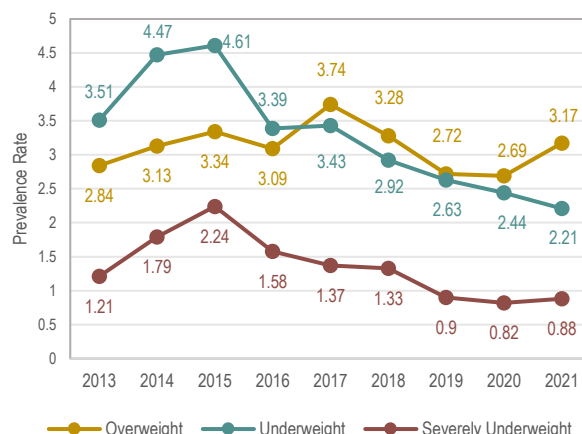
Furthermore, in terms of height, 16,229 children (5.73) are considered tall for their age, 248,382 children (87.63) are of normal height, 12,269 children are stunted (4.33), and 6,580 children (2.32) are severely stunted.

In addition, 6,559 children (2.31) are considered obese for their height, 7,219 children (2.54) are overweight, 5,734 children (2.02) are moderately wasted, and 2,854 children (1.01) are severely wasted.

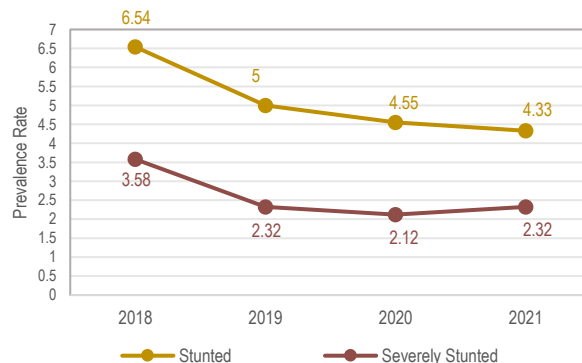
In terms of cities and municipalities, it is evident that the municipality of Kawit has a high undernourished prevalence rate compared to other LGUs. It has the highest underweight prevalence rate at 6.37, severely underweight prevalence rate at 3.38, stunted prevalence rate at 9.93, severely stunted prevalence rate at 7.34, and moderately and severely wasted prevalence rate at 5.68 and 3.44, respectively.

Additionally, the data shows that malnutrition in the province is not severe. The downward trend in the

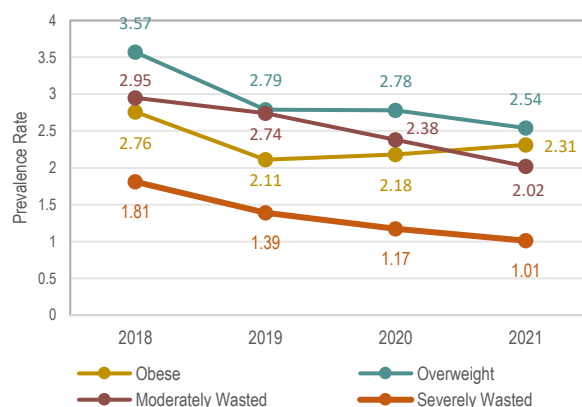
prevalence rate for malnourished children shows a positive picture. The health offices regularly conduct OPT and supplemental feeding and deworming to address malnutrition in the province.



Source: Cavite Provincial Health Office, Trece Martires City
Figure 3.40 Malnutrition Prevalence Rate (Weight by Age), Province of Cavite: 2013-2021



Source: Cavite Provincial Health Office, Trece Martires City
Figure 3.41 Malnutrition Prevalence Rate (Height by Age), Province of Cavite: 2018-2021



Source: Cavite Provincial Health Office, Trece Martires City
Figure 3.42 Malnutrition Prevalence Rate (Weight for Height), Province of Cavite: 2018-2021

Table 3.53 Weight by Age among 0-59 months old preschool children by City/Municipality, Province of Cavite: 2021

City/Municipality	Number of PS Weighed	Overweight		Normal		Underweight		Severely Underweight	
		Number	Rate	Number	Rate	Number	Rate	Number	Rate
1st District									
Cavite City	5,228	281	5.37	4,755	90.95	137	2.62	55	1.05
Kawit	5,054	344	6.81	4,217	83.44	322	6.37	171	3.38
Noveleta	2,682	109	4.06	2,534	94.48	34	1.27	5	0.19
Rosario	8,044	519	6.45	7,138	88.74	274	3.41	113	1.40

City/Municipality	Number of PS Weighed	Overweight		Normal		Underweight		Severely Underweight	
		Number	Rate	Number	Rate	Number	Rate	Number	Rate
2nd District									
City of Bacoor	54,081	1639	3.03	50,582	93.53	1,253	2.32	607	1.12
3rd District									
City of Imus	15,581	143	0.92	15,155	97.27	182	1.17	101	0.65
4th District									
City of Dasmarinas	44,105	848	1.92	42,529	96.43	546	1.24	182	0.41
5th District									
Carmona	6,568	472	7.19	5,904	89.89	129	1.96	63	0.96
General Mariano Alvarez	14,401	331	2.3	13,668	94.91	275	1.91	127	0.88
Silang	17,653	599	3.39	16,332	92.52	539	3.05	183	1.04
6th District									
City of General Trias	26,585	1011	3.8	24,444	91.95	806	3.03	324	1.22
7th District									
Amadeo	2,736	193	7.05	2,388	87.28	115	4.2	40	1.46
Indang	5,200	422	8.12	4,546	87.42	192	3.69	40	0.77
Tanza	23,128	778	3.36	21,741	94	435	1.88	174	0.75
Trece Martires City	19,248	390	2.03	18,153	94.31	570	2.96	135	0.70
8th District									
Alfonso	4,707	210	4.46	4,404	93.56	75	1.59	18	0.38
General Emilio Aguinaldo	1,518	91	5.99	1,384	91.17	32	2.11	11	0.72
Magallanes	2,140	88	4.11	1,967	91.92	64	2.99	21	0.98
Maragondon	3,183	177	5.56	2,834	89.04	120	3.77	52	1.63
Mendez	2,616	170	6.50	2,359	90.18	64	2.45	23	0.88
Naic	11,923	43	0.36	11,800	98.97	42	0.35	38	0.32
Tagaytay City	6,093	106	1.74	5,987	98.26	0	0.00	0	0.00
Ternate	1,352	43	3.18	1,239	91.64	58	4.29	12	0.89
CAVITE	283,826	9,007	3.17	266,060	93.74	6,264	2.21	2,495	0.88

Source: Cavite Provincial Health Office, Trece Martires City

Table 3.54 Height by Age among 0-59 months old preschool children by City/Municipality, Province of Cavite: 2021

City/Municipality	Number of PS Weighed	Tall		Normal		Stunted		Severely Stunted	
		Number	Rate	Number	Rate	Number	Rate	Number	Rate
1st District									
Cavite City	5,228	441	8.44	4,372	83.63	224	4.28	191	3.65
Kawit	5,053	376	7.44	3,804	75.28	502	9.93	371	7.34
Noveleta	2,618	321	12.26	2,212	84.49	63	2.41	22	0.84
Rosario	8,044	644	8.01	6,164	76.63	720	8.95	516	6.41
2nd District									
City of Bacoor	54,079	4,135	7.65	46,538	86.06	2,086	3.86	1,320	2.44
3rd District									
City of Imus	15,473	415	2.68	14,512	93.79	329	2.13	217	1.40
4th District									
City of Dasmarinas	44,103	1,734	3.93	41,031	93.03	920	2.09	418	0.95
5th District									
Carmona	6,053	486	8.03	5,407	89.33	104	1.72	56	0.93
General Mariano Alvarez	14,498	2,186	15.08	11,151	76.91	808	5.57	353	2.43
Silang	17,634	823	4.67	15,005	85.09	1,075	6.10	731	4.15
6th District									
City of General Trias	26,585	1,159	4.36	23,338	87.79	1,349	5.07	739	2.78
7th District									
Amadeo	2,735	170	6.22	2,167	79.23	238	8.7	160	5.85
Indang	5,199	330	6.35	4,185	80.50	478	9.19	206	3.96
Tanza	23,325	1,369	5.87	20,580	88.23	1,030	4.42	346	1.48
Trece Martires City	19,248	717	3.73	17,514	90.99	731	3.80	286	1.49
8th District									
Alfonso	4,707	168	3.57	4,223	89.72	257	5.46	59	1.25
General Emilio Aguinaldo	1,539	58	3.77	1,323	85.96	111	7.21	47	3.05
Magallanes	2,140	55	2.57	1,808	84.49	169	7.90	108	5.05
Maragondon	3,183	172	5.40	2,567	80.65	274	8.61	170	5.34
Mendez	2,648	168	6.34	2,135	80.63	244	9.21	101	3.81
Naic	11,923	101	0.85	11,426	95.83	292	2.45	104	0.87
Tagaytay City	6,093	116	1.90	5,804	95.26	157	2.58	16	0.26
Ternate	1,352	85	6.29	1,116	82.54	108	7.99	43	3.18
CAVITE	283,460	16,229	5.73	248,382	87.63	12,269	4.33	6,580	2.32

Source: Cavite Provincial Health Office, Trece Martires City

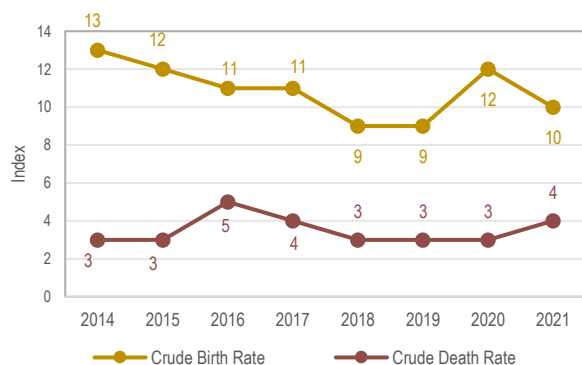
Table 3.55 Weight for Height among 0-59 months old preschool children by City/Municipality, Province of Cavite: 2021

City/Municipality	Number of PS Weighed	Obese		Overweight		Normal		Moderately Wasted		Severely Wasted	
		Number	Rate	Number	Rate	Number	Rate	Number	Rate	Number	Rate
1st District											
Cavite City	5,228	198	3.79	224	4.28	4560	87.22	209	4.00	37	0.71
Kawit	5,053	350	6.93	275	5.44	3967	78.51	287	5.68	174	3.44
Noveleta	2,615	84	3.21	68	2.60	2326	88.95	93	3.56	44	1.68
Rosario	8,044	316	3.93	361	4.49	7028	87.37	234	2.91	105	1.31
2nd District											
City of Bacoor	54,064	849	1.57	1047	1.94	50534	93.47	1047	1.94	587	1.09
3rd District											
City of Imus	15,473	161	1.04	170	1.10	14889	96.23	161	1.04	92	0.59
4th District											
City of Dasmarinas	44,103	514	1.17	453	1.03	42857	97.17	170	0.39	109	0.25
5th District											
Carmona	6,525	386	5.92	407	6.24	5562	85.24	102	1.56	68	1.04
General Mariano Alvarez	14,498	235	1.62	242	1.67	13587	93.72	352	2.43	82	0.57
Silang	17,633	561	3.18	704	3.99	15728	89.20	420	2.38	220	1.25
6th District											
City of General Trias	26,585	812	3.05	913	3.43	23839	89.67	688	2.59	333	1.25
7th District											
Amadeo	2,735	166	6.07	188	6.87	2256	82.49	84	3.07	41	1.50
Indang	5,199	373	7.17	349	6.71	4287	82.46	132	2.54	58	1.12
Tanza	23,325	536	2.30	645	2.77	20824	89.28	899	3.85	421	1.80
Trece Martires City	19,248	245	1.27	317	1.65	18002	93.53	463	2.41	221	1.15
8th District											
Alfonso	4,707	145	3.08	183	3.89	4281	90.95	71	1.51	27	0.57
General Emilio Aguinaldo	1,539	80	5.20	101	6.56	1305	84.80	37	2.40	16	1.04
Magallanes	2,140	95	4.44	133	6.21	1858	86.82	36	1.68	18	0.84
Maragondon	3,183	185	5.81	173	5.44	2666	83.76	96	3.02	63	1.98
Mendez	2,648	109	4.12	123	4.65	2331	88.03	52	1.96	33	1.25
Naic	11,923	55	0.46	22	0.18	11751	98.56	33	0.28	62	0.52
Tagaytay City	6,093	71	1.17	93	1.53	5889	96.65	25	0.41	15	0.25
Ternate	1,352	33	2.44	28	2.07	1220	90.24	43	3.18	28	2.07
CAVITE	283,913	6,559	2.31	7,219	2.54	261,547	92.12	5,734	2.02	2,854	1.01

Source: Cavite Provincial Health Office, Trece Martires City

Vital Health Indices

Vital health indices are the indicators that measure the total health condition in a particular locality or area.



Source: Cavite Provincial Health Office, Trece Martires City

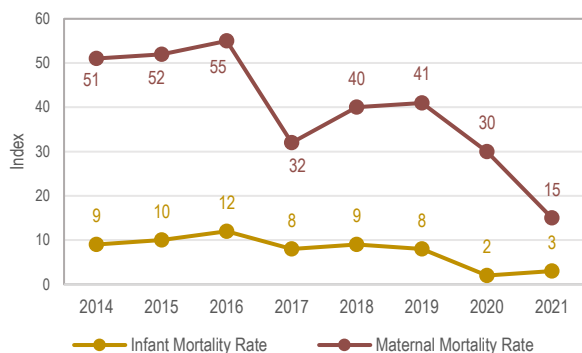
Figure 3.43 Crude Birth and Death Rate, Province of Cavite: 2014-2021

In 2021, the crude birth rate (CBR) in the province was at ten births per 1,000 total population compared to 12 per 1,000 total population in 2020, which recorded an increase of two live birth rate level. Meanwhile, the crude death rate (CDR) slightly increased from three in 2020 to four in 2021. It is “crude” in the sense that all ages are represented in the rate and does not take into account the variations in risks of dying at particular ages. It can be noted that CDR is inversely proportional to the CBR in the province, such

that as the CBR decreases, the CDR increases, and vice versa.

The low crude death rate is a positive indication of the success in preventing and controlling diseases and sustaining good health conditions in Cavite, despite the rise of COVID-19 cases. The crude birth rate in the province continuously decreases, which may be due to the shifting lifestyle choices associated with the economic affluence of the populace in the province. Thus, it may be said that immigration substantially contributes to the rise in the provincial population. However, in 2020, CDR increased in the province.

Infant Mortality Rate refers to the number of deaths among infants (below one year) per 1,000 live births. The province’s infant mortality rate for the year 2020 is three per 1,000 live births, which increased from the previous year’s rate of two per 1,000 live births but largely decreased from the rate of eight in 2019. Moreover, the maternal mortality rate includes deaths of women during pregnancy, at childbirth, or in the period after childbirth related to pregnancy and giving birth per 1,000 live births. There was a large decrease of 50 percent in the maternal mortality rate from 30 in 2020 to 15 in 2021. Having a physician, nurse, or midwife who has formal training present during birth decreases the maternal mortality rate.



Source: Cavite Provincial Health Office, Trece Martires City

Figure 3.44 Infant Mortality and Maternal Mortality Rate, Province of Cavite: 2014-2021

Infant and maternal mortality have decreased significantly in seven years. Maternal mortality decreased by 70.59 percent from the year 2014 while infant mortality decreased by 66.67 percent. However, further actions and programs must be taken to achieve to lower the cases of maternal mortality in the province. On the other hand, the infant mortality rate in the province is relatively low which manifests a safe and healthy condition of infants below one-year-old in the province, generally.

Morbidity and Mortality

Morbidity and mortality statistics provide principal information for the management of healthcare systems and the planning and evaluation of health service delivery.

Like in other industrializing provinces, lifestyle-related illnesses are included in the top leading causes of mortality and morbidity in the province.

Ten Leading Causes of Morbidity

Morbidity refers to having a disease or a symptom of a disease, or the amount of a disease within a population.

In 2021, the leading cause of morbidity was Acute Upper Respiratory Infection, with a rate of 485 per 100,000 individuals. The top cause of morbidity in the province is related to the respiratory system. It may be related to the rise of COVID-19 infections, which usually affect the respiratory system of its host, in the province in 2020.

Table 3.56 Ten Leading Causes of Morbidity, Province of Cavite: 2021

Rank	Cases	Number	Rate ^a
1	Acute Upper Respiratory Infections	19,719	485
2	Hypertensive Diseases	13,145	323
3	Other Diseases of the Urinary System	8,100	199
4	Acute Lower Respiratory Infections	7,602	187
5	Diabetes Mellitus	2,892	71
6	Injuries	2,463	60
7	Trauma	2,427	59
8	Other disorders of the skin and subcutaneous tissue	2,247	55
9	Infections of skin and subcutaneous tissue	2,122	52
10	Influenza and Pneumonia	1,642	40

^a rate per 100,000 population

Source: Cavite Provincial Health Office, Trece Martires City

Ten Leading Causes of Mortality

Mortality is the intensity of death in a population. It is sometimes used to mean the frequency of deaths in a population.

The Cavite Provincial Health Office has recorded that the top cause of mortality in the province is still heart disease, with a rate of 96 deaths per 100,000 population.

Table 3.57 Ten Leading Causes of Mortality, Province of Cavite: 2021

Rank	Cases	Number	Rate ^a
1	Ischaemic Heart Disease	3,937	96
2	Other Forms of Heart Disease	1,927	47
3	Influenza and Pneumonia	1,469	36
4	Cerebrovascular Diseases	1,072	26
5	Malignant Neoplasms	1,015	24
6	Hypertensive Diseases	915	22
7	Diabetes Mellitus	695	17
8	Renal Failure	516	12
9	Metabolic Disorders	393	9
10	Chronic Lower Respiratory Diseases	375	9

^a rate per 100,000 population

Source: Cavite Provincial Health Office, Trece Martires City

Leading Causes of Infant, Child, Adolescent, and Maternal Mortality

In Cavite, the leading cause of infant mortality is respiratory and cardiovascular disorders specific to the perinatal period. With this data, the DOH is still working to achieve 100 percent of medical facility deliveries in the province.

Table 3.58 Ten Leading Causes of Infant Mortality, Province of Cavite: 2021

Rank	Cases	Number
1	Respiratory and Cardiovascular d/o specific to the perinatal period	74
2	Fetus and newborn affected by maternal factors and by complications of pregnancy, labor, and delivery	37
3	Other Bacterial Diseases	32
4	Influenza and Pneumonia	30
5	Disorders related to length of gestation and fetal growth	29
6	Congenital Malformation	28
7	Acute Lower Respiratory Infections	26
8	Maternal care related to the fetus and amniotic fluid and possible delivery problems	25
9	Metabolic Disorders	18
10	Lung disease due to external agents	12

Source: Cavite Provincial Health Office, Trece Martires City

Child mortality among children one to four years old is also recorded. Many child deaths are unreported due to a variety of reasons like lack of death registration and lack of data on child migrants (UNICEF 2018). In Cavite, the leading cause of mortality among children aged one to nine years old is acute lower respiratory infections (Table 3.59).

On the other hand, adolescent mortality refers to the death of children under the age of 15 to 19. Mortality rates are low in adolescents compared with other age groups. The leading cause of adolescent mortality in the province is also acute lower respiratory infections.

Table 3.59 Ten Leading Causes of Mortality among Children 1 to 9 years old, Province of Cavite: 2021

Rank	Cases	Number
1	Acute Lower Respiratory Infections	97
2	Influenza and Pneumonia	64
3	Metabolic Disorders	26
4	Acute Upper Respiratory Infections	22
5	Intestinal Infectious Diseases	16
6	Injuries	12
7	Other diseases of the respiratory system	9
8	Lung disease due to external Agents	9
9	Episodic and Paroxysmal D/o	9
10	Other forms of heart disease	8

Source: Cavite Provincial Health Office, Trece Martires City

Table 3.60 Ten Leading Causes of Mortality among Adolescents, Province of Cavite: 2021

Rank	Cases	Number
1	Acute Lower Respiratory Infections	43
2	Influenza and Pneumonia	29
3	Other forms of heart disease	20
4	Ischaemic Heart Disease	14
5	Other Bacterial Diseases	11
6	Injuries to the head	11
7	Malignant Neoplasm	10
8	Accidents	10
9	Tuberculosis	9
10	Metabolic Disorders	7

Source: Cavite Provincial Health Office, Trece Martires City

HIV/AIDS Cases in Cavite

Human Immunodeficiency Virus (HIV) is a virus that attacks cells responsible for fighting infections, making the bearer more vulnerable to other diseases. It is spread by contact with certain bodily fluids of a person with HIV, most commonly during unprotected sex or through sharing injection drug equipment. If left untreated, it can lead to acquired immunodeficiency syndrome (AIDS). HIV/AIDS is an alarming disease in the province, as the province has the highest number of reported cases in the region.

As of May 2021, 4,704 cases are reported in the Regional Epidemiology Surveillance Unit of Region IV-A. Most of the reported cases are at ages 25 to 34 years old with 2,402 cases. There is a total of 192 deaths due to this disease as of May 2021. This disease is not only present in adults as it can also be transmitted by mothers to their children through birth.

To address this issue in the province, the Provincial Government of Cavite established support mechanisms for HIV/AIDS cases like the creation of a treatment hub in the General Emilio Aguinaldo Memorial Hospital. Other social hygiene clinics and treatment hubs in the province are privately-run. To further the province's response to the increasing number of cases in Cavite, PGC targets to intensify its information dissemination and IEC campaigns on STI, HIV, and AIDS transmission and prevention and increase support mechanisms on STI, HIV, and AIDS services through the establishment of HIV primary clinics/social hygiene clinics in areas with high cases of HIV, the conduct of mobile counseling and testing, and establishment of Social Hygiene Clinic in City of General Trias, Tagaytay City, Rosario, and Tanza, among others.

Table 3.61 HIV/AIDS Reported Cases, Province of Cavite: 1987-May 2021

Status	Jan – May 2021	1987 – May 2021
By Sex		
Male	230	4,449
Female	10	225
By Age Group		
Under 15	2	17
15-24	71	1,276
25-34	126	2,402
35-49	38	873
50 and older	3	136
By Mode of Transmission		
Male to Female Sex	29	776
Male to Male Sex	145	2,590
Male to Male/Female Sex	61	1,282
Mother to Child	1	15
Unknown	4	41
Deaths	12	192
Total Reported Cases	240	4,704

Source: Center for Health Development Region IV-A Regional Epidemiology Surveillance Unit

Reproductive Health and Family Planning

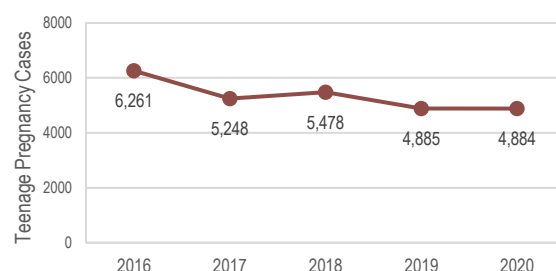
The Provincial Population Office (PPO) and the Provincial Health Office (PHO) aim to reduce the high population growth rate of the province. The advocacy on reproductive health and family planning is intensified to regulate the natural increase in population.

The province is currently experiencing a high fertility rate of three children per woman. Moreover, underprivileged women have an average of five children due to unplanned pregnancies. The province also has a relatively low modern contraceptive rate of 19.19 as of 2019 (2020 CALABARZON Regional Social and Economic Trends). In addition, Cavite has the highest number of live births by mothers aged 10-19 years old in Region IV-A, having 5,899 live births in 2019. However, the cases of teenage pregnancy cases in the provinces are decreasing from 2016 to 2020.

Table 3.62 Live Births by Teenage Mother (10-19 years old) and Usual Residence of Mother, Region IV-A CALABARZON: 2019

Province	Total
Batangas	3,487
Cavite	5,899
Laguna	5,059
Quezon	5,270
Rizal	5,458
Region IV-A	23,383

Source: PSA, Civil Registration Vital Statistics



Source: Rural Health Units, Province of Cavite

Figure 3.45 Teenage Pregnancy Cases, Province of Cavite: 2016-2020

Through dissemination of reliable information on family planning and proper values of reproductive and sexual life and health addresses the problems and issues in the couples' inability to realize desired family size due to misconceptions and limited information about the use and applications of contraceptives, unmet need for family planning services, low male participation in family planning practices, and irresponsible sexual behavior, especially among the youth. Seminars or training on the abovementioned topics are likewise conducted to allow active interaction among participants.

Specifically, POPCOM extends the following initiatives:

- Conduct of responsible parenthood and family planning seminars
- Profilin and motivation to women of reproductive age
- Pre-marriage orientation and counseling
- Family planning referral
- Men's Responsibility on Gender and Development (MR GAD)
- KATROPA
- Teenage Pregnancy Symposium
- Adolescent Health and Development with Film Dissemination
- Parent-Teen Talk

Social Welfare and Development

The Provincial Social Welfare and Development Office (PSWDO) is the provincial office responsible for the protection of the social welfare rights of Filipinos and for promoting social development. PSWDO envisions Cavite as being a province where the poor, vulnerable, and disadvantaged individuals, families, and communities are empowered to have an improved quality of life. Being the lead agency in social welfare and development, PSWDO exercises the following functions:

- Advocates for a just and responsive social welfare and development legislative agenda, policies, and plans, as well as ensuring their effective implementation;
- Develops and enriches existing programs and services for specific groups, such as children and young people, women, families and communities, solo parents, older people, and people with disabilities (PWDs);
- Provides social protection for the poor, vulnerable, and disadvantaged sectors, and gives augmentation funds to local government units for the delivery of social welfare and development services to depressed municipalities and

barangays, and provides protective services to individuals, families, and communities in crisis.

Day Care Services

Daycare centers are established to help with the values formation and socialization of children aged 3 to 6 years old in the absence of their mothers during working hours. Day Care services are manned by daycare workers who are skilled in early childhood education knowledge to prepare children for grade school.

In the Philippines, different laws backed up the establishment of daycare centers. Presidential Decree No. 603, otherwise known as the Children and Youth Welfare Code, stated that "The Child is one of the most important assets of the nation. Every effort should be exerted to promote his welfare and enhance his opportunities for a useful and happy life." Moreover, the Local Government Code Chapter 2 Section 17 mandated the barangays to provide and maintain a daycare center as part of their basic services and facilities.

Furthermore, following Republic Act 6972, also known as the Barangay-Level Total Development and Protection of Children Act, Filipino children up to six years of age deserve the best care and attention at the family and community levels, which calls for the establishment of a daycare center in every barangay.

Based on gathered reports from City/Municipal Social Welfare and Development Offices, there are 817 Day Care Centers catering to 40,002 daycare enrollees in 2021. Out of the total enrollees, there are a total of 50 persons with a disability, 31 male and 19 female students.

Three cities and six municipalities in the province comply with the provisions of RA 6972. These are the cities of Dasmariñas, General Trias, and Trece Martires, and the municipalities of Kawit, Rosario, General Mariano Alvarez, Tanza, General Emilio Aguinaldo, and Naic. On the other hand, the cities/municipalities that failed to comply are Cavite City, Noveleta, City of Bacoor, City of Imus, Carmona, Silang, Amadeo, Indang, Alfonso, Magallanes, Maragondon, Mendez-Nuñez, City of Tagaytay, and Ternate. The said cities and municipalities should establish a daycare center in some of their barangays that lack one. The City of Dasmariñas has the largest number of ample daycare centers with 107 centers, followed by the City of General Trias with 62 centers. It can be noted that the City of Imus has the second largest number of daycare centers with 81 centers. However, the 81 centers did not suffice since it has 97 barangays.

Table 3.63 Number of Barangays, Day Care Centers, Day Care Workers, Day Care Children, and Child PWDs enrolled by City/Municipality, Province of Cavite: 2021

City/Municipality	Number of Barangays	Day Care Centers	Day Care Workers			Day Care Children			Number of Child PWDs		
			Male	Female	Total	Male	Female	Total	Male	Female	Total
1st District	143	91	0	68	68	1,827	1,848	3,675	10	6	16
Cavite City	84	32	0	20	20	536	518	1,054	0	0	0
Kawit	23	24	0	13	13	566	584	1,150	0	0	0
Noveleta	16	14	0	14	14	176	195	371	0	0	0
Rosario	20	21	0	21	21	549	551	1,100	10	6	16
2nd District	73	71	3	66	69	2,253	2,454	4,707	0	0	0
City of Bacoor	73	71	3	66	69	2,253	2,454	4,707	0	0	0

City/Municipality	Number of Barangays	Day Care Centers	Day Care Workers			Day Care Children			Number of Child PWDs		
			Male	Female	Total	Male	Female	Total	Male	Female	Total
3rd District	97	81	0	81	81	1,996	2,129	4,125	0	0	0
City of Imus	97	81	0	81	81	1,996	2,129	4,125	0	0	0
4th District	75	107	0	98	98	3,957	3,921	7,878	0	0	0
City of Dasmariñas	75	107	0	98	98	3,957	3,921	7,878	0	0	0
5th District	105	105	0	98	98	2,889	2,915	5,804	7	4	11
Carmona	14	13	0	13	13	596	619	1,215	0	0	0
Gen. Mariano Alvarez	27	37	0	37	37	1,700	1,650	3,350	0	0	0
Silang	64	55	0	48	48	593	646	1,239	7	4	11
6th District	33	62	0	64	64	1,453	1,559	3,012	0	0	0
City of General Trias	33	62	0	64	64	1,453	1,559	3,012	0	0	0
7th District	116	116	0	113	113	2,021	2,022	4,043	1	2	3
Amadeo	26	7	0	8	8	150	137	287	1	2	3
Indang	36	26	0	23	23	315	328	643	0	0	0
Tanza	41	42	0	39	39	1,556	1,557	3,113	0	0	0
Trece Martires City	13	41	0	43	43	0	0	0	0	0	0
8th District	187	184	0	170	170	3,391	3,367	6,758	13	7	20
Alfonso	32	27	0	27	27	452	473	925	7	3	10
Gen. Emilio Aguinaldo	14	14	0	14	14	219	214	433	0	0	0
Magallanes	16	15	0	16	16	236	183	419	0	0	0
Maragondon	27	26	0	26	26	436	450	886	3	2	5
Mendez-Nuñez	24	20	0	12	12	193	248	441	0	0	0
Naic	30	41	0	34	34	815	839	1,654	0	0	0
Tagaytay City	34	33	0	33	33	790	710	1,500	0	0	0
Ternate	10	8	0	8	8	250	250	500	3	2	5
Total	829	817	3	758	761	19,787	20,215	40,002	31	19	50

Source: Provincial/City/Municipal Social Welfare Development Office, Trece Martires City

Social Welfare Programs and Services

Based on the submitted reports of the Municipal/City Social Welfare and Development offices in the province, there are a total of 1,330 cases involving children in need of special protection. The province's reported cases increased by 1.37% from 1,312 in 2020.

In 2021, the most reported cases of children were children in conflict with the law, which totaled 482 cases. Republic Act No. 9344 defined children in conflict with the law as persons under the age of 18 years who is alleged as, accused of, or adjudged as, having committed an offense under Philippine laws. Other cases are street children (60), maltreated children (9), neglected/abandoned children (53), physically abused (76), acts of lasciviousness (59), sexually abused (229), emotionally abused (23), victims of child labor (1), minors at risk (303), foundling minors (25) and victims of child trafficking (10).

On the other hand, the 3,029 reported cases involving women include women who have been economically abused (1,148), physically abused (687), psychologically abused (647), emotionally abused (386), and sexually abused (161).

The number of women in difficult circumstances decreased by 507 cases (14.34%) in 2021. The decrease was attributed to the large decrease in reported physically abused cases, which decreased by 1,504 cases (68.64%). Despite the decrease in the total reported cases and reported physical abuse, other categories of abuse increased in 2021. Sexual abuse cases increased by 123.61 percent (89 cases), emotional abuse cases increased by 16.27 percent (54 cases), economic abuse cases increased by 106.48 percent (592 cases), and psychological abuse cases increased by 68.05 percent (262 cases).

Table 3.64 Number of Reported Children in Need of Special Protection (Children in Conflict with the Law – Acts of Lasciviousness), Province of Cavite: 2020-2021

City/Municipality	Children in Conflict with the Law		Street Children		Maltreated Children		Neglected/Abandoned Children		Physical Abused		Acts of Lasciviousness		Total Number of Reported Children	
	2020	2021	2020	2021	2020	2021	2020	2021	2020	2021	2020	2021	2020	2021
1st District	75	114	2	14	0	3	1	5	7	27	2	2	263	291
Cavite City	48	44	0	0	0	0	1	1	7	13	2	0	144	103
Kawit	12	51	0	12	0	0	0	4	0	14	0	2	18	141
Noveleta	0	4	1	1	0	0	0	0	0	0	0	0	7	10
Rosario	15	15	1	1	0	3	0	0	0	0	0	0	94	37
2nd District	111	122	98	0	0	0	10	17	3	12	0	0	259	225
City of Bacoor	111	122	98	0	0	0	10	17	3	12	0	0	259	225
3rd District	79	29	37	6	0	1	6	6	9	13	0	0	199	116
City of Imus	79	29	37	6	0	1	6	6	9	13	0	0	199	116
4th District	61	5	55	20	0	4	0	6	3	0	0	0	159	98
City of Dasmariñas	61	5	55	20	0	4	0	6	3	0	0	0	159	98
5th District	62	95	0	10	6	1	5	9	0	4	1	15	105	163
Carmona	3	7	0	0	6	0	3	6	0	3	0	10	15	36
General M. Alvarez	39	78	0	0	0	0	0	0	0	0	1	0	46	85
Silang	20	10	0	10	0	1	2	3	0	1	0	5	44	42

City/Municipality	Children in Conflict with the Law		Street Children		Maltreated Children		Neglected/ Abandoned Children		Physical Abused		Acts of Lasciviousness		Total Number of Reported Children	
	2020	2021	2020	2021	2020	2021	2020	2021	2020	2021	2020	2021	2020	2021
6th District	63	64	0	0	0	0	0	9	4	3	1	2	88	96
City of Gen. Trias	63	64	0	0	0	0	0	9	4	3	1	2	88	96
7th District	23	27	5	10	3	0	0	1	8	13	3	38	116	282
Amadeo	1	0	0	0	0	0	0	0	0	0	1	0	2	1
Indang	5	3	0	0	0	0	0	0	0	0	2	1	8	9
Tanza	7	10	5	10	3	0	0	1	0	9	0	33	67	225
Trece Martires City	10	14	0	0	0	0	0	0	8	4	0	4	39	47
8th District	23	26	0	0	0	0	3	0	7	4	8	2	123	59
Alfonso	8	5	0	0	0	0	2	0	4	0	4	1	49	14
Gen. E. Aguinaldo	0	2	0	0	0	0	0	0	0	2	1	0	3	10
Magallanes	10	1	0	0	0	0	0	0	0	0	0	0	27	8
Maragondon	1	0	0	0	0	0	1	0	2	2	2	0	9	2
Mendez-Nuñez	0	0	0	0	0	0	0	0	0	0	0	0	0	0
Naic	4	15	0	0	0	0	0	0	1	0	0	0	34	18
Tagaytay City	0	2	0	0	0	0	0	0	0	0	0	0	0	2
Ternate	0	1	0	0	0	0	0	0	0	0	1	1	1	5
Total	497	482	197	60	9	9	25	53	41	76	15	59	1,312	1,330

Source: City/Municipal Social Welfare Development Offices

Table 3.65 Number of Reported Children in Need of Special Protection (Sexually Abused – Victims of Child Trafficking), Province of Cavite: 2020-2021

City/Municipality	Sexually Abused		Emotional Abused		Victims of Child labor		Minors at Risk		Foundling Minor		Victims of Child Trafficking		Total Number of Reported Children	
	2020	2021	2020	2021	2020	2021	2020	2021	2020	2021	2020	2021	2020	2021
1st District	22	38	4	5	12	1	135	82	0	0	3	0	263	291
Cavite City	10	2	2	5	12	1	59	37	0	0	3	0	144	103
Kawit	4	26	0	0	0	0	2	32	0	0	0	0	18	141
Noveleta	2	4	2	0	0	0	2	1	0	0	0	0	7	10
Rosario	6	6	0	0	0	0	72	12	0	0	0	0	94	37
2nd District	24	30	0	0	0	0	3	29	7	8	3	7	259	225
City of Bacoor	24	30	0	0	0	0	3	29	7	8	3	7	259	225
3rd District	38	40	14	7	0	0	13	13	2	1	1	0	199	116
City of Imus	38	40	14	7	0	0	13	13	2	1	1	0	199	116
4th District	40	40	0	7	0	0	0	3	0	13	0	0	159	98
City of Dasmariñas	40	40	0	7	0	0	0	3	0	13	0	0	159	98
5th District	12	14	0	0	1	0	16	14	2	1	0	0	105	163
Carmona	0	0	0	0	1	0	2	10	0	0	0	0	15	36
Gen. M. Alvarez	1	6	0	0	0	0	3	0	2	1	0	0	46	85
Silang	11	8	0	0	0	0	11	4	0	0	0	0	44	42
6th District	20	17	0	1	0	0	0	0	0	0	0	0	88	96
City of Gen. Trias	20	17	0	1	0	0	0	0	0	0	0	0	88	96
7th District	15	39	0	0	0	0	59	152	0	0	0	2	116	282
Amadeo	0	0	0	0	0	0	0	1	0	0	0	0	2	1
Indang	1	5	0	0	0	0	0	0	0	0	0	0	8	9
Tanza	0	10	0	0	0	0	52	150	0	0	0	2	67	225
Trece Martires City	14	24	0	0	0	0	7	1	0	0	0	0	39	47
8th District	17	11	10	3	0	0	53	10	0	2	2	1	123	59
Alfonso	5	5	4	0	0	0	22	2	0	1	0	0	49	14
Gen. E. Aguinaldo	2	3	0	0	0	0	0	2	0	0	0	1	3	10
Magallanes	4	1	4	0	0	0	9	6	0	0	0	0	27	8
Maragondon	1	0	1	0	0	0	1	0	0	0	0	0	9	2
Mendez-Nuñez	0	0	0	0	0	0	0	0	0	0	0	0	0	0
Naic	5	2	1	0	0	0	21	0	0	1	2	0	34	18
Tagaytay City	0	0	0	0	0	0	0	0	0	0	0	0	0	2
Ternate	0	0	0	3	0	0	0	0	0	0	0	0	1	5
Total	188	229	28	23	13	1	279	303	11	25	9	10	1,312	1,330

Source: City/Municipal Social Welfare Development Offices

Table 3.66 Women in Difficult Circumstances: Province of Cavite: 2020-2021

City/Municipality	Sexually Abused		Physically Abused		Emotionally Abused		Economically Abused		Psychological Abused		Total	
	2020	2021	2020	2021	2020	2021	2020	2021	2020	2021	2020	2021
1st District	7	48	28	65	50	74	86	120	37	34	208	341
Cavite City	1	0	5	4	5	14	17	27	3	0	31	45
Kawit	4	34	0	44	14	29	14	44	14	29	46	180
Noveleta	2	1	16	0	0	0	7	1	15	0	40	2
Rosario	0	13	7	17	31	31	48	48	5	5	91	114

City/Municipality	Sexually Abused		Physically Abused		Emotionally Abused		Economically Abused		Psychological Abused		Total	
	2020	2021	2020	2021	2020	2021	2020	2021	2020	2021	2020	2021
2nd District	0	2	0	0	1	0	2	0	0	0	3	2
City of Bacoor	0	2	0	0	1	0	2	0	0	0	3	2
3rd District	18	43	151	250	123	229	101	171	124	229	517	922
City of Imus	18	43	151	250	123	229	101	171	124	229	517	922
4th District	2	2	18	2	55	2	35	2	0	2	110	10
City of Dasmariñas	2	2	18	2	55	2	35	2	0	2	110	10
5th District	5	12	216	47	72	54	170	424	75	68	538	605
Carmona	1	12	26	45	0	0	16	74	3	35	46	166
General Mariano Alvarez	4	0	177	0	71	54	151	344	71	30	474	428
Silang	0	0	13	2	1	0	3	6	1	3	18	11
6th District	11	16	1,712	123	0	0	109	228	109	192	1,941	559
City of General Trias	11	16	1,712	123	0	0	109	228	109	192	1,941	559
7th District	15	33	20	139	22	11	34	168	19	78	110	429
Amadeo	0	0	0	0	1	0	0	0	0	0	1	0
Indang	0	0	0	1	1	0	1	1	1	0	3	2
Tanza	8	15	5	20	5	11	18	113	3	0	39	159
Trece Martires City	7	18	15	118	15	0	15	54	15	78	67	268
8th District	14	5	46	61	9	16	19	35	21	44	109	161
Alfonso	13	0	5	1	7	1	8	0	7	0	40	2
General Emilio Aguinaldo	0	0	0	0	0	0	0	2	0	2	0	4
Magallanes	0	0	1	0	1	5	1	5	1	5	4	15
Maragondon	1	5	1	2	1	10	2	6	0	3	5	26
Mendez-Nuñez	0	0	0	0	0	0	0	0	0	0	0	0
Naic	0	0	0	0	0	0	0	0	0	0	0	0
Tagaytay City	0	0	0	0	0	0	0	0	0	0	0	0
Ternate	0	0	39	58	0	0	8	22	13	34	60	114
Total	72	161	2,191	687	332	386	556	1,148	385	647	3,536	3,029

Source: City/Municipal Social Welfare Development Offices

Senior Citizens

Senior citizens are people who are at least 60 years old. With the implementation of various republic acts, senior citizens are entitled to different services given by the government. Some of these benefits are discounts on medical-related privileges, transportation, and other services, tax exemption, utility discounts, and various government assistance like a social pension.

As of 2021, a total of 230,323 citizens of Cavite are considered in their senior years. They are those who have been registered with their respective LGUs and have received their Senior Citizen ID. Most of the senior citizens are female, which accounts for 59.85 percent. Most senior citizens reside in the City of Dasmariñas, with a total of 65,735 citizens which covers 28.54 percent of their population. The City of Imus and the municipality of Silang followed with 28,711 and 20,570 citizens, respectively. Meanwhile, Amadeo has the least number of senior citizen residents with only 305 citizens.

Table 3.67 Number of Senior Citizens by City/Municipality, Province of Cavite: 2021

City/Municipality	Male	Female	Total
1st District	8,275	11,229	19,504
Cavite City	1,000	830	1,830
Kawit	404	456	860
Noveleta	3,046	4,207	7,253
Rosario	3,825	5,736	9,561
2nd District	3,048	3,963	7,011
City of Bacoor	3,048	3,963	7,011
3rd District	10,301	18,410	28,711
City of Imus	10,301	18,410	28,711
4th District	27,127	38,608	65,735
City of Dasmariñas	27,127	38,608	65,735
5th District	15,935	25,892	41,827
Carmona	2,746	4,268	7,014
General Mariano Alvarez	5,693	8,550	14,243
Silang	7,496	13,074	20,570
6th District	1,143	1,603	2,746
City of General Trias	1,143	1,603	2,746
7th District	9,665	14,197	23,862
Amadeo	140	165	305
Indang	2,438	3,974	6,412
Tanza	3,890	6,110	10,000
Trece Martires City	3,197	3,948	7,145
8th District	16,971	23,956	40,927
Alfonso	2,544	3,765	6,309
General Emilio Aguinaldo	923	1,307	2,230
Magallanes	810	1,256	2,066
Maragondon	2,076	2,651	4,727
Mendez-Nuñez	1,628	2,485	4,113
Naic	4,135	5,862	9,997
Tagaytay City	3,753	5,171	8,924
Ternate	1,102	1,459	2,561
Total	92,465	137,858	230,323

Source: City/Municipal Social Welfare Development Offices

Persons with Disability

Disability is a condition judged to be impaired relative to the usual condition of an individual (United Nations). It often refers to the physical, sensory, cognitive, and intellectual impairment of an individual. Persons with disabilities (PWDs) have generally poorer health, lower education achievements, and economic opportunities. Thus, the government has passed different acts that focus on helping them. Through these government proclamations, they are entitled to various benefits like discounts, employment opportunities, and others.

As of 2021, a total of 64,082 citizens of Cavite were considered PWDs. Most of them are males, which accounted for 51.44 percent of the PWDs population. Most PWDs reside in the City of Dasmariñas with a total of 12,287 individuals. It accounted for 19.17 percent of the total PWD population. The Cities of Bacoor and Imus followed with 11,561 and 6,391 individuals. Alfonso has the least number of PWDs with only 276 individuals, accounting for only 0.43 percent of the PWD population.

Table 3.68 Number of Persons with Disability by Sex, Type and City/Municipality (Psychosocial-Speech Impairment), Province of Cavite: 2021

City/Municipality	Psychosocial		Hearing		Learning		Speech Impairment		Total PWDs		Total
	Male	Female	Male	Female	Male	Female	Male	Female	Male	Female	
1st District	1,262	1,395	328	274	145	77	122	86	4,061	3,668	7,729
Cavite City	295	362	113	85	71	33	48	27	1,451	1,264	2,715
Kawit	483	445	90	77	27	22	9	12	1,012	957	1,969
Noveleta	104	148	48	40	15	8	19	8	469	428	897
Rosario	380	440	77	72	32	14	46	39	1,129	1,019	2,148
2nd District	1,640	1,895	749	803	423	432	0	0	5,790	5,771	11,561
City of Bacoor	1,640	1,895	749	803	423	432	0	0	5,790	5,771	11,561
3rd District	1,052	1,330	207	222	12	12	38	32	3,379	3,012	6,391
City of Imus	1,052	1,330	207	222	12	12	38	32	3,379	3,012	6,391
4th District	2,055	2,174	113	432	528	308	314	239	6,568	5,719	12,287
City of Dasmariñas	2,055	2,174	113	432	528	308	314	239	6,568	5,719	12,287
5th District	983	945	368	394	318	226	257	253	4,026	3,956	7,982
Carmona	278	223	81	78	6	18	41	53	894	1,078	1,972
General Mariano Alvarez	376	349	221	226	191	143	145	140	1,728	1,609	3,337
Silang	329	373	66	90	121	65	71	60	1,404	1,269	2,673
6th District	755	788	148	188	25	33	107	124	2,560	3,037	5,597
City of General Trias	755	788	148	188	25	33	107	124	2,560	3,037	5,597
7th District	578	519	232	215	173	128	279	212	3,059	2,680	5,739
Amadeo	104	66	37	37	5	12	22	17	393	465	858
Indang	126	148	37	34	40	25	60	48	707	610	1,317
Tanza	46	72	56	60	62	58	65	58	561	570	1,131
Trece Martires City	302	233	102	84	66	33	132	89	1,398	1,035	2,433
8th District	628	696	171	175	126	95	303	247	3,521	3,275	6,796
Alfonso	28	25	5	7	3	3	14	10	151	125	276
General Emilio Aguinaldo	32	67	0	0	22	10	36	22	215	179	394
Magallanes	6	14	11	14	4	13	16	15	164	183	347
Maragondon	180	170	18	12	1	2	32	35	471	403	874
Mendez-Nuñez	1	70	16	21	14	5	24	17	270	250	520
Naic	97	113	44	50	35	37	81	78	672	651	1,323
Tagaytay City	242	212	70	68	43	24	72	57	1,363	1,363	2,726
Ternate	42	25	7	3	4	1	28	13	215	121	336
Total	8,953	9,742	2,316	2,703	1,750	1,311	1,420	1,193	32,964	31,118	64,082

Source: Provincial Persons with Disability Affairs Office, Trece Martires City

Table 3.69 Number of Persons with Disability by Sex, Type and City/Municipality (Mental/Intellectual-Physical), Province of Cavite: 2021

City/Municipality	Mental/Intellectual		Visual		Orthopedic		Physical		Total PWDs		Total
	Male	Female	Male	Female	Male	Female	Male	Female	Male	Female	
1st District	590	414	337	370	989	791	288	261	4,061	3,668	7,729
Cavite City	303	201	139	145	336	224	146	187	1,451	1,264	2,715
Kawit	122	101	62	80	219	220	0	0	1,012	957	1,969
Noveleta	88	57	36	49	153	116	6	2	469	428	897
Rosario	77	55	100	96	281	231	136	72	1,129	1,019	2,148
2nd District	1,195	710	570	659	1,213	1,272	0	0	5,790	5,771	11,561
City of Bacoor	1,195	710	570	659	1,213	1,272	0	0	5,790	5,771	11,561
3rd District	742	327	152	167	1,141	893	35	29	3,379	3,012	6,391
City of Imus	742	327	152	167	1,141	893	35	29	3,379	3,012	6,391
4th District	908	445	496	525	2,154	1,596	0	0	6,568	5,719	12,287
City of Dasmariñas	908	445	496	525	2,154	1,596	0	0	6,568	5,719	12,287
5th District	707	851	407	364	812	733	174	190	4,026	3,956	7,982
Carmona	148	340	91	72	192	218	57	76	894	1,078	1,972
General Mariano Alvarez	252	273	171	153	255	211	117	114	1,728	1,609	3,337
Silang	307	238	145	139	365	304	0	0	1,404	1,269	2,673
6th District	282	421	236	294	786	920	221	269	2,560	3,037	5,597
City of General Trias	282	421	236	294	786	920	221	269	2,560	3,037	5,597

City/Municipality	Mental/Intellectual		Visual		Orthopedic		Physical		Total PWDs		
	Male	Female	Male	Female	Male	Female	Male	Female	Male	Female	Total
7th District	492	426	290	271	866	784	149	125	3,059	2,680	5,739
Amadeo	33	79	39	47	143	198	10	9	393	465	858
Indang	126	103	75	58	233	189	10	5	707	610	1,317
Tanza	132	124	63	64	70	73	67	61	561	570	1,131
Trece Martires City	201	120	113	102	420	324	62	50	1,398	1,035	2,433
8th District	586	474	528	725	1,111	797	68	66	3,521	3,275	6,796
Alfonso	30	24	12	19	49	36	10	1	151	125	276
General Emilio Aguinaldo	34	23	26	18	65	39	0	0	215	179	394
Magallanes	35	58	20	18	72	51	0	0	164	183	347
Maragondon	95	66	61	63	84	55	0	0	471	403	874
Mendez-Nuñez	83	37	36	28	91	67	5	5	270	250	520
Naic	120	129	62	62	222	174	11	8	672	651	1,323
Tagaytay City	164	121	291	494	442	336	39	51	1,363	1,363	2,726
Ternate	25	16	20	23	86	39	3	1	215	121	336
Total	5,502	4,068	3,016	3,375	9,072	7,786	935	940	32,964	31,118	64,082

Source: Provincial Persons with Disability Affairs Office, Trece Martires City

Solo Parent

Republic Act No. 8972, known as the "Solo Parents' Welfare Act of 2000", was passed in the year 2000. The law defines a solo parent as any individual who falls under any of the following categories:

- 1) A woman who gives birth as a result of rape and other crimes against chastity even without a final conviction of the offender. Provided, that the mother keeps and raises the child;
- 2) A parent left solo or alone with the responsibility of parenthood due to the death of a spouse;
- 3) A parent left solo or alone with the responsibility of parenthood while the spouse is detained or is serving sentence for a criminal conviction for at least one year;
- 4) A parent left solo or alone with the responsibility of parenthood due to physical and/or mental incapacity of spouse as certified by a public medical practitioner;
- 5) A parent left solo or alone with the responsibility of parenthood due to legal separation or de facto separation from spouse for at least one year, as long as he or she is entrusted with the custody of the children;
- 6) A parent is left solo or alone with the responsibility of parenthood due to a declaration of nullity or annulment of marriage as decreed by a court or by a church as long as he or she is entrusted with the custody of the children.
- 7) A parent left solo or alone with the responsibility of parenthood due to abandonment of spouse for at least one (1) year.
- 8) An unmarried mother/father who has preferred to keep and rear his or her child/children instead of having others care for them or give them up to a welfare institution.
- 9) Any other person who solely provides parental care and support to a child or children.
- 10) Any family member who assumes the responsibility of the head of the family as a result of the death, abandonment, disappearance, or prolonged absence of the parents or solo parent.

They are also entitled to a comprehensive package of programs and services as long as they have a Solo Parent ID from the City or Municipal Social Welfare and Development Office.

As of 2021, a total of 18,399 individuals were recognized as solo parents in Cavite. The solo parents' population is dominated by women, which accounted for 69.30 percent of the solo parent population. Most solo parents are residents of the City of Dasmariñas, with 3,446 individuals. The municipalities of General Mariano Alvarez and Carmona followed with 2,135 and 1,608, respectively. Meanwhile, Ternate had the lowest number of solo parents, with 21 reported.

Table 3.70 Number of Solo Parent by Sex and City/Municipality, Province of Cavite: 2021

City/Municipality	Male	Female	Total
1st District	155	1,546	1,701
Cavite City	48	441	489
Kawit	75	288	363
Noveleta	7	293	300
Rosario	25	524	549
2nd District	66	1,069	1,135
City of Bacoor	66	1,069	1,135
3rd District	38	1,086	1,124
City of Imus	38	1,086	1,124
4th District	225	3,221	3,446
City of Dasmariñas	225	3,221	3,446
5th District	2,694	2,262	4,956
Carmona	737	871	1,608
General Mariano Alvarez	1,894	241	2,135
Silang	63	1,150	1,213
6th District	158	1,521	1,679
City of General Trias	158	1,521	1,679
7th District	1,336	1,088	2,424
Amadeo	5	77	82
Indang	50	336	386
Tanza	44	575	619
Trece Martires City	1,237	100	1,337
8th District	977	957	1,934
Alfonso	8	208	216
General Emilio Aguinaldo	4	32	36
Magallanes	7	83	90
Maragondon	879	68	947
Mendez-Nuñez	19	116	135
Naic	45	316	361
Tagaytay City	13	115	128
Ternate	2	19	21
Total	5,649	12,750	18,399

Source: City/Municipal Social Welfare Development Offices

Vulnerable Groups

Vulnerable groups are physically, mentally, or socially disadvantaged persons who may be unable to meet their basic needs and may therefore require specific assistance. Persons exposed to and/or displaced by conflict or natural hazards may also be considered vulnerable. Vulnerable groups may experience a higher risk of poverty and/or social exclusion (inee.org).

In these presented data, the vulnerable groups include informal settlers, indigenous people, women in a crisis situation, children at risk, senior citizens, persons with disabilities, and economically disadvantaged families.

The vulnerable groups for the year 2019 totaled 357,986 of which the City of Bacoor has the highest contribution in

the data with 53,254 (14.88%), followed by Kawit and Carmona with data of 37,714 (10.54%) and 34,713 (9.70%).

The vulnerable groups for the year 2020 totaled 481,373 of which the City of Dasmariñas has the highest contribution in the data with 81,949 (17.02%), followed by Carmona and the City of Bacoor with data of 56,284 (11.69%) and 54,792 (11.38%).

The vulnerable groups for the year 2021 totaled to 457,103 of which the City of Dasmariñas has the highest contribution in the data with 81,911 (17.92%), followed by the municipalities of Kawit and Carmona with data of 50,041 (10.95%) and 47,867 (10.47%).

Table 3.71 Vulnerable Groups by City/Municipality, Province of Cavite: 2019

City/Municipality	Informal settlers	Indigenous people	Women in crisis situation	Children at risk	Senior citizens	PWDs	Economically disadvantaged families	Total
1st District	5,789	1	491	147	19,662	3,988	41,069	71,147
Cavite City	5,789	0	51	37	1,987	1,598	2,305	11,767
Kawit	0	0	329	26	1,010	349	36,000	37,714
Noveleta	0	1	10	6	7,092	664	0	7,773
Rosario	0	0	101	78	9,573	1,377	2,764	13,893
2nd District	182	0	13	79	35,057	9,350	8,573	53,254
City of Bacoor	182	0	13	79	35,057	9,350	8,573	53,254
3rd District	0	0	361	44	23,973	7,795	2,016	34,189
City of Imus	0	0	361	44	23,973	7,795	2,016	34,189
4th District	0	0	34	75	6,298	10,195	4,800	21,402
City of Dasmariñas	0	0	34	75	6,298	10,195	4,800	21,402
5th District	405	0	445	162	34,282	6,723	26,354	68,371
Carmona	0	0	6	8	7,164	1,636	25,899	34,713
General Mariano Alvarez	0	0	425	135	12,627	2,790	50	16,027
Silang	405	0	14	19	14,491	2,297	405	17,631
6th District	0	0	610	4	2,693	1,255	2,221	6,783
City of General Trias	0	0	610	4	2,693	1,255	2,221	6,783
7th District	0	0	230	145	27,741	5,264	20,246	53,626
Amadeo	0	0	1	0	4,153	734	1,330	6,218
Indang	0	0	0	0	5,288	927	998	7,213
Tanza	0	0	220	141	8,575	1,717	0	10,653
Trece Martires City	0	0	9	4	9,725	1,886	17,918	29,542
8th District	1,148	0	61	59	41,878	4,168	1,900	49,214
Alfonso	0	0	6	53	9,500	1,157	0	10,716
General Emilio Aguinaldo	0	0	10	0	2,062	298	0	2,370
Magallanes	0	0	11	2	1,972	302	0	2,287
Maragondon	1,148	0	1	3	4,439	158	1,497	7,246
Mendez	0	0	0	0	4,039	495	403	4,937
Naic	0	0	1	0	8,176	985	0	9,162
Tagaytay City	0	0	0	0	9,106	419	0	9,525
Temate	0	0	32	1	2,584	354	0	2,971
Total	7,524	1	2,245	715	191,584	48,738	107,179	357,986

Source: City/Municipal Social Welfare Development Offices

Table 3.72 Vulnerable Groups by City/Municipality, Province of Cavite: 2020

City/Municipality	Informal settlers	Indigenous people	Women in crisis situation	Children at risk	Senior citizens	PWDs	Economically disadvantaged families	Total
1st District	5,789	0	208	180	38,799	6,428	43,332	94,736
Cavite City	5,789	0	31	85	21,010	2,251	2,353	31,519
Kawit	0	0	46	26	891	1,675	38,140	40,778
Noveleta	0	0	40	1	7,253	796	0	8,090
Rosario	0	0	91	68	9,645	1,706	2,839	14,349
2nd District	766	0	3	50	35,049	10,427	8,497	54,792
City of Bacoor	766	0	3	50	35,049	10,427	8,497	54,792
3rd District	0	0	517	13	26,324	6,931	1,793	35,578
City of Imus	0	0	517	13	26,324	6,931	1,793	35,578
4th District	0	0	110	55	65,735	11,399	4,650	81,949
City of Dasmariñas	0	0	110	55	65,735	11,399	4,650	81,949

City/Municipality	Informal settlers	Indigenous people	Women in crisis situation	Children at risk	Senior citizens	PWDs	Economically disadvantaged families	Total
5th District	1,238	0	538	30	37,214	7,386	48,551	94,957
Carmona	24	0	46	2	7,027	1,853	47,332	56,284
General Mariano Alvarez	0	0	474	4	12,627	3,230	5	16,340
Silang	1,214	0	18	24	17,560	2,303	1,214	22,333
6th District	0	0	1,941	0	2,034	6,200	2,256	12,431
City of General Trias	0	0	1,941	0	2,034	6,200	2,256	12,431
7th District	0	0	110	82	22,328	7,311	22,424	52,255
Amadeo	0	0	1	0	288	805	2,318	3,412
Indang	0	0	3	0	6,386	1,172	1,014	8,575
Tanza	0	0	39	75	9,000	3,016	0	12,130
Trece Martires City	0	0	67	7	6,654	2,318	19,092	28,138
8th District	1,161	0	109	30	40,656	6,599	6,120	54,675
Alfonso	0	0	40	18	6,294	1,184	0	7,536
General Emilio Aguinaldo	0	0	0	0	2,226	330	0	2,556
Magallanes	0	0	4	8	1,986	324	0	2,322
Maragondon	1,161	0	5	3	4,567	624	5,717	12,077
Mendez	0	0	0	0	4,047	571	403	5,021
Naic	0	0	0	0	9,200	1,149	0	10,349
Tagaytay City	0	0	0	0	9,870	2,010	0	11,880
Ternate	0	0	60	1	2,466	407	0	2,934
Total	8,954	0	3,536	440	268,139	62,681	137,623	481,373

Source: City/Municipal Social Welfare Development Offices

Table 3.73 Vulnerable Groups by City/Municipality, Province of Cavite: 2021

City/Municipality	Informal settlers	Indigenous people	Women in crisis situation	Children at risk	Senior citizens	PWDs	Economically disadvantaged families	Total
1st District	5,789	0	341	340	19,504	7,729	55,961	89,664
Cavite City	5,789	0	45	42	1,830	2,715	2,394	12,815
Kawit	0	0	180	32	860	1,969	47,000	50,041
Noveleta	0	0	2	1	7,253	897	0	8,153
Rosario	0	0	114	265	9,561	2,148	6,567	18,655
2nd District	159	0	2	10	7,011	11,561	8,273	27,016
City of Bacoor	159	0	2	10	7,011	11,561	8,273	27,016
3rd District	0	0	922	13	28,711	6,391	1,495	37,532
City of Imus	0	0	922	13	28,711	6,391	1,495	37,532
4th District	0	0	10	62	65,735	12,556	3,548	81,911
City of Dasmariñas	0	0	10	62	65,735	12,556	3,548	81,911
5th District	891	35	605	102	41,827	8,415	39,938	91,813
Carmona	0	0	166	10	7,014	1,974	38,703	47,867
General Mariano Alvarez	0	0	428	85	14,243	3,564	344	18,664
Silang	891	35	11	7	20,570	2,877	891	25,282
6th District	0	0	559	13	2,746	6,062	2,244	11,624
City of General Trias	0	0	559	13	2,746	6,062	2,244	11,624
7th District	4,896	0	429	218	23,862	5,564	23,389	58,358
Amadeo	0	0	0	1	305	877	2,000	3,183
Indang	0	0	2	0	6,412	1,315	1,046	8,775
Tanza	0	0	159	216	10,000	1,131	0	11,506
Trece Martires City	4,896	0	268	1	7,145	2,241	20,343	34,894
8th District	1,448	0	161	14	40,927	7,638	8,997	59,185
Alfonso	272	0	2	2	6,309	1,278	1,222	9,085
General Emilio Aguinaldo	0	0	4	2	2,230	394	556	3,186
Magallanes	0	0	15	5	2,066	347	0	2,433
Maragondon	1,176	0	26	2	4,727	849	6,814	13,594
Mendez	0	0	0	0	4,113	520	405	5,038
Naic	0	0	0	0	9,997	1,323	0	11,320
Tagaytay City	0	0	0	0	8,924	2,557	0	11,481
Ternate	0	0	114	3	2,561	370	0	3,048
Total	13,183	35	3,029	772	230,323	65,916	143,845	457,103

Source: City/Municipal Social Welfare Development Offices

Other Social Welfare and Development Agencies

In addition, Table 3.71 shows the list of Social Work Agencies (SWAs) and Social Welfare and Development Agencies (SWDAs) and their corresponding demographics in the Province of Cavite. In 2021, the province had a total of 26 residential-based agencies, 48 family/community

welfare agencies, and one agency categorized as both residential-based and family/community welfare agencies with areas of operations not only in the province but in nearby provinces in CALABARZON.

Table 3.74 List of Social Work Agencies (SWAs) and Social Welfare and Development Agencies (SWDAs), Province of Cavite: 2021

	Agency	Address	Program & Services	Clientele	Area/s of Operation	Classification
Residential Based						
1	AMG Bahay Silungan	Purok 1 Matagbak 1, Alfonso, Cavite	Residential facility, homelife, spiritual, medical/dental psychological and counselling	Physical and sexually exploited	Region IV-A	SWA
2	Mother Caterina Roncalli Shelter Home, Inc.	214 Banay-banay, Amadeo, Cavite	Social services, medical and dental services, educational services, spiritual, socio-cultural services and skills training	2-7 years old abandoned, orphaned, needy, destitute and at risk or in difficult circumstance	Region IV-A	SWA
3	Granada Educational Foundation, Inc. - (Bahay San Rafael Home for Special Children)	36 Brgy. Salaban, Amadeo, Cavite	Conductive education; Physical; occupational therapy; Medical service; Socio-recreational service	Abandoned, neglected and surrendered children with special needs	Region IV-A	SWA
4	Mission to the World Philippines Foundation Inc. - (Bahay Parola III - Grace Home)	Blk D, Lot 1 Infant Jesus Subdivision, Molino II, Bacoor, Cavite	Homelife, education, health, food and nutrition, psychological/therapeutic activities, skills training, sports and recreational, developmental activities	Children and youth	Region IV-A	SWA
5	The Regional Servant of the Missionary Brothers of Charity, Inc.	No. 132-A Brgy. Luciano, Indang Rd., Trece Martires, Cavite	Homelife, medical, social, recreational activities and educational services	6-12 years old abandoned male children with special needs	Region IV-A	SWA
6	Frere (Saint) Benilde Romancon Education Foundation (De La Salle University-Dasmariñas), Inc.	Dela Salle University Compound, Dasmariñas, Cavite	Transition and rehabilitation home for children in conflict with the law (CICL)	children in-conflict with the law (CICL) and youth	Region IV-A	SWA
7	Local Superior of the Atonement Franciscan Sisters of Graymoo, Inc.	(Mother Lurana & Community Development Center) St. Francis Convent Compound, Pintong Gubat Paliparan 3, Dasmariñas City, Cavite	Residential facility health & medical services, homelife social services to children at risk and those in need of special protection and community based to indigent family	Children at risks and those in need of special protection	Region IV-A	SWA
8	Christian Growth Ministries, Inc. (Home of Joy) Jabez Christian Center	Km 36 Gov. Drive, Sampaloc IV Dasmariñas City, Cavite	Res. Facility for online sexual exploitation of Children (OSEC)	Children ages 3-6 y/o who are abandoned orphaned and neglected	Region IV-A	SWA
9	Brothers of Christ of Banneux BCBI	Crisanto M. Delos Reyes Ave. Brgy. Biclatan, Gen Trias, Cavite	Residential facility, homelife, rehabilitation medical/dental spiritual services counselling	Destitute & homeless elderly, physically & mentally handicapped men & young adult	Region IV-A	SWA
10	Andrea Senior Home Care, Inc.	Milan St. Villagio Ignatius Subd. Buenavista I, Gen. Trias, Cavite	Residential Based for Older Person	older persons	Region IV-A	SWA
11	San Jose Balay Alima FDN., Inc.	Brgy. Carasuchi, Indang Cavite	Residential Based for abandoned & neglected elderly	Senior Citizens in the area	Region IV-A	SWA
12	Little Angel's Homes, Inc.	Coffe Country, Papaya Subdivision, Panungyan, Mendez, Cavite	Homelife services, medical, educational, recreational and social services	0-2 orphaned, abandoned, neglected and surrendered children	Region IV-A	SWA
13	Beacon of Hope Foundation-PI, Inc.	049 NIA Road Brgy. Sapa, Naic, Cavite	Residential facility, homelife program, medical/dental and spiritual, foster care and adoption	0-2 years old children who are abandoned, orphaned and surrendered	Region IV-A	SWA

	Agency	Address	Program & Services	Clientele	Area/s of Operation	Classification
14	The Valley Cathedral Children's Home	Labac, Naic, Cavite	Residential Facility, social services, medical/dental health & nutrition formal & informal education and Livelihood	Children 3-12 y/o who are orphaned, abandoned, neglected, half - orphaned abused and battered	Region IV-A	SWA
15	Chosen Children Village Foundation, Inc.	Km.48, Lalaan, Silang, Cavite	Homelife; Social, Medical/ Dental, Rehabilitation, Psychological, Educational/Special Learning, SocioCultural, Sports & Recreation, Spiritual & Value Formation Services	1-24 years old abandoned, surrendered, neglected children who are physically, mentally and socially disadvantaged	Region IV-A	SWA
16	Casa Dei Bambini San Guiseppe, Inc. (St. Joseph Children's Home)	181 Aguinaldo Highway, Lalaan 1, Silang, Cavite	homelife, psycho socioemotional care service, personality care and development service, educational assistance, health and nutrition program, socio-cultural and spiritual enhancement, alternative parenting/placement program	3-12 years old abandoned, orphaned, neglected and deprived children	Region IV-A	SWA
17	St. Anthony's Boys Village Foundation, Inc.	Km 52 Aguinaldo Highway, Brgy. Lalaan, Silang Cavite	Res. Facility, educational services medical /dental and spiritual	Children (boys) 12-16 years old who are orphaned	Region IV-A	SWA
18	Brand New Day In Action, Inc.	033 Blumentritt St., Tubuan, Silang, Cavite	Providing homelife, educational, feeding and spiritual services	Children male/female 12-18 yrs. old who are street children	Region IV-A	SWA
19	Southeast Asia Medical and Relief Institute for Training Asian's Non-Government Services, Inc. (Samaritan's Place)	Lot 19-22 Blk 224 Metrogate Silang Estate, Brgy. Biluso Silang Cavite	Social services, homelife, medical/dental, and psychological	Children ages 0-6 years old who are orphaned , abandoned, foundling and neglected	Region IV-A	SWA
20	Life Child Asia Foundation, Inc.	#287 Brgy. Hukay Kaunlaran, Silang, Cavite	Main Service:for abandoned, neglected, and orphaned children. Secondary Service: Scholarship and Livelihood Program	abandoned, neglected, and orphaned children	Region IV-A	SWA
21	Dar Amanah Children Village Foundation Inc.	Brgy. Hoyo, Silang, Cavite	Res. Facility, Homelife Services, non-formal education	Muslim and Catholic Children Victims of Armed Conflict	Region IV-A	SWA
22	Mango House Children's Home, Inc.	530 Mepripol St., General Aguinaldo Hi-way, Biga 2, Silang, Cavite	homelife, healthcare, educational, psychosocial/emotional and spiritual activities, supplemental feeding	3-7 years old children who are orphaned, abandoned, neglected, surrendered and abused	Region IV-A	SWA
23	Tita De Guzman of Hope Foundation, Inc.	Purok 5, Brgy. Pulong Bunga, Silang, Cavite	psychosocial services, homelife service,dental/medical, formal and non formal education, sociocultural/recreation/values education, spiritual enhancement and alternative family care	0-5 years old orphaned, surrendered, abandoned and neglected children	Region IV-A	SWA
24	Tahanang Divino Zelo, Inc.	Km. 47, Lalaan 1, Silang Cavite	homelife services, medical/dental, psychological, counselling and spiritual services	Unwed mothers and women in need of help	Region IV-A	SWA

	Agency	Address	Program & Services	Clientele	Area/s of Operation	Classification
25	Mother Teresa Spinellis Treasures, Inc.	Sisters Servants of Jesus and Mary, Cabangaan Road, Brgy. Iruhin West, Tagaytay City	social service, homelife , educational, dental/medical and spiritual	Children who are abandoned, surrendered and orphaned children	Region IV-A	SWA
26	Verduna Foundation Inc. Tahanan Verduna-Tagaytay	542 Kaykulot Rd., Brgy. Sungay East (South) Tagaytay City	Home Life Development, Health and Medical, Leisure and Recreation, Spiritual/Values Formation, Educational Program, Networking with other agencies	Caters to children 4-10 year old upon admission both male and female. Children who are neglected by their parents or comes from dysfunctional families who are not capable to provide them their basic needs and protection against any forms of abuse	Region IV-A	SWA
Family/Community Welfare Agencies						
1	Academy of World Healing Foundation, Inc.	#150 Mabini St. Purok V, Brgy. Sicut, Alfonso, Cavite	Provision of school supplies, uniform & shoes to the DCC and Elementary, repair of DCC and cash donation to MSWDO Alfonso and other organization in Alfonso, Cavite	Families who belongs to poverty line	Region IV-A	SWDA
2	Youth's Infinite Destiny, Inc.	Blk 19, Lot 1, J. P. Rizal St. Camella Springville South II, Molino, Bacoor City, Cavite	Main Service:Scholarship Program. Secondary Service:Value Formation, Sports, Spiritual Enhancement	For disadvantaged families who cannot afford to for children's education	Region IV-A	SWDA
3	El Cielito Foundation, Inc.	145 E. Gomez St., Bacoor, Cavite	Community based which includes educational, livelihood, values formation and outreach program	Depressed families in the area	Region IV-A	SWDA
4	Mizpah Community Academy Foundation, Inc.	Block 8 Lot 10 Progressive Village 15 Molino 2, Bacoor, Cavite	Scholarship and Education assistance, feeding program, dental and medical mission, and values formation	indigent children/youth, families and communities	Region IV-A	SWDA
5	Ginintuang Binhi Elderly Association, Inc. (formerly Camella Springville Elderly Association, Inc.)	Falcon St. Phase 1 East, Molino 3, Bacoor City, Cavite	financial, medical and burial assistance to members, supplementary feeding program to adopted communities	senior citizens	Region IV-A	SWDA
6	Senior Citizen of Barangay Mambog 3 Association, Inc.	Brgy. Hall, Mambog 3, Bacoor City, Cavite	burial/financial assistance, livelihood, health services, spiritual and value formation. Gift giving and socialization	older persons	Region IV-A	SWDA
7	Woodstate Village 2, Senior Citizen Association	Woodstate Vill. 2, Molino, Bacoor, Cavite	Livelihood assistance, medical / dental, burial assistance aid in Senior Citizen, wellness program, lakbay aral, physical fitness	All senior citizens in the area	Region IV-A	SWDA
8	Strike Foundation, Inc.	305 Aguinaldo Highway, Bacoor, Cavite	Community welfare services, scholarship, feeding and livelihood assistance	All indigent families residing in the area	Region IV-A	SWDA
9	Delos Santos Family Inc. (formerly Tomas and Betty Delos Santos Foundation, Inc.)	7 Golden Mile Business Park, Brgy. Maduya, Carmona, Cavite	Medical services, educational services religious and charitable services	Disadvantaged families and communities	Region IV-A	SWDA

	Agency	Address	Program & Services	Clientele	Area/s of Operation	Classification
10	Nurturing Quality Mind (NQM) Life Foundation, Inc.	Governor's Drive Brgy. 4, Carmona Cavite	Community based program: scholarship, for qualified children/youth financial assistance for the repair/renovation of church and emergency relief operation	Distressed family in the area	Region IV-A	SWDA
11	Jesus King of Kings, Lord of Lords Christian Feeding Ministries, Inc.	1126 Rojas Cmpd. Melrose St. San Antonio, Cavite City	Community and Center Based Day Care Services and feeding program	Indigent Families	Region IV-A	SWDA
12	Children's Helper Project, Inc.	978 Manila Blvd., Sta. Cruz, Cavite	Christian values, health and environment development children / youth development livelihood	Needy children, youth, individual families and communities	Region IV-A	SWDA
13	Save Lives Save Souls Foundation, Inc.	Bagong Bayan Buro II, Dasmariñas, Cavite	Direct service to the hospital, pastoral care, disaster risk reduction and advocacies	family and community	Region IV-A	SWDA
14	President Emilio Aguinaldo Medical Foundation, Inc.	Barangay Salitran II, Dasmariñas City, Cavite	Community based programs and services which includes health care; prevention, early detection of disease and treatment, rehabilitation; medical/dental mission; advocacy on diabetes, first aid, dengue and blood letting donations	Disadvantaged families residing in the area	Region IV-A	SWDA
15	Aagapay sa mga Bata at mga Taong Kapus-Palad, Inc.	920 J. Abad Santos Ave. Salitran, Dasmariñas City, Cavite	Community Based: scholarship, supplemental feeding and financial assistance	Disadvantaged families residing in the area	Region IV-A	SWDA
16	Grupo ng mga Lolo at Lola sa Siyudad ng Dasmariñas, Inc.	Fairway View Subd. Salawag, Dasmariñas City, Cavite	Burial assistance, medical assistance, recreational activities livelihood and skills training	Senior Citizens	Region IV-A	SWDA
17	Pangarap Foundation, Inc.	Phase 2, Paliparan Site 3, Dasmariñas, Cavite	street education program - alternative teaching-learning on the streets -community organizing - committee volunteers, networking, BCPC, father's and mother's club -livelihood - capital loan assistance, saving schemes, upgrading of skills and products, marketing assistance, job placement assistance - education - medical childhood, child minding center, alternative learning system, educational assistance for vocational/technical training, library, educational trips and values formation - health and nutrition - medical/dental mission, family therapy, feeding project, reproductive health and nutrition awareness, barangay pharmacy, community store and bakery ' - peer counseling, values formation, recollection and retreats, sports and recreation, skills for life, participation in active non-violence and youth gangs	children, youth, families and communities (resettlement area for former squatters)	Region IV-A	SWDA

	Agency	Address	Program & Services	Clientele	Area/s of Operation	Classification
18	Buhay at Gabay sa Ikaunlad ng Pamayanan	Blk. 18 Lot 13, Sta. Maria, Dasmariñas City, Cavite	spiritual enhancement, counselling and socio-cultural activities	senior citizen, women and youth	Region IV-A	SWDA
19	Bahay Lingkod Community Center, Inc.	Phase 2 Block 74 Lots 10 & 11, Paliparan Site Paliparan III, Dasmariñas Cavite	cooperative, scholarship, computer training, tutorial class, summer camp workshop seminar, referral and advocacy	Indigent family and community	Region IV-A	SWDA
20	Batong Sandigan Development Foundation, Inc.	Blk 74 Lot 6 Phase II, Paliparan III, Dasmariñas, Cavite	Health, Children Development, spiritual	Needy children/ youth	Region IV-A	SWDA
21	Home for 100th Sheep, Inc.	B1-16 L6 Brgy. Sta. Cruz I, DBB-Dasmariñas, Cavite	Full education, scholarship program to the poor disadvantaged children	Children and Youth	Region IV-A	SWDA
22	Samahang 14K Lungsod ng Dasmariñas, Inc.	Blk. B4 Lot 6, Brgy San Luis 11 Dasmariñas, Cavite	Community based program includes scholarship, feeding program, livelihood, calamity and disaster risk	Family who are poor	Region IV-A	SWDA
23	Jesus Christ is Lord Christian Learning Center, Inc. (Kalinga sa Maralita)	Brgy. Memeji, GMA, Cavite	Community welfare services includes medical/dentalmission, feeding program, day care program & spiritual, enhancement value information	Indigent Families	Region IV-A	SWDA
24	Saint Anne Forgiving Hand, Inc.	Blk 42 Lot 3 Brgy. B. Pullido, GMA Cavite	Feeding Program, livelihood and skills training	Less fortunate families in the area	Region IV-A	SWDA
25	Vides Philippines Volunteers Foundation, Inc.	Blk. 30, Lot 22 C4, Piacenca St. Bella Vista, General Trias, Cavite	Mobile Education Project for Children in Communities "Busina Mo, Dunong" (BMDK), Mission Camps, Livelihood Training and Assistance, Educational Services, Spiritual Formation and Values Education, Medical and Dental Services, Advocacy, Capacity Building, Emergency Relief	Indigent Children and Families in the Community	Region IV-A	SWDA
26	Joey Allen Creative Learning and Rehabilitative Center, Inc.	Gate 5 Village 3 B-62 L-16 New York St. Metro South Executive Village Governor's Drive Manapahan Brgy. Biclatan Gen. Trias, Cavite	Community based, Adoptive skills training , aqua therapy, IEP, Interest and recreation program occupational therapy, parental training and services, sign language, tutorials, speech pathology transition program, tutorial services	Children with special needs	Region IV-A	SWDA
27	Asosacion Nacional Pequena Irene	Bloomfield Subd., Blk 4 Lot 18, Alapan 1 B, Imus, Cavite	Provide assistance to children who are abandoned , educational assistance to individual and giving them access for employment	Abandoned Children and needy individual	Region IV-A	SWDA
28	Coalition of Senior Citizen Province of Cavite, Lancaster, Alapan II-A, Inc.	Bl.10 Lot29, Chamomile St. Alapan II-A, Imus City, Cavite	Medical Assistance, livelihood, social & physical activities, spiritual enhancementand homme visitation of members who are sick	Senior Citizens in the area	Region IV-A	SWDA
29	Rizhle Charity Foundation, Inc.	Rieta St. Brgy. Wakas 1, Kawit, Cavite	Community based program, feeding scholarship and spiritual activities	Disadvantaged families	Region IV-A	SWDA

	Agency	Address	Program & Services	Clientele	Area/s of Operation	Classification
30	Kamay Kalinga ng Ama Foundation, Inc.	Bucal 4-B, Maragondon, Cavite	Education, financial, supplemental feeding, disaster outreach, medical mission	Less fortunate families and communities in the area	Region IV-A	SWDA
31	Project Luke Foundation for Health and Humanitarian Aid International, Inc.	39 M. Dimapilis St., Brgy. Anuling Cerca I, Mendez, Cavite	Community Based: health and medical dental mission, Educational, livelihood skills training, values formation & spiritual services	Child, youth & family	Region IV-A	SWDA
32	Shoreline Kabalikat sa Kaunlaran, Inc.	Sitio Acacia, Brgy. Malainen Bago, Naic, Cavite	home-based livelihood, scholarship program, community development, leadership enhancement, advocacy on child protection, natural farming and environment and community outreach program	children and youth, families, women and communities	Region IV-A	SWDA
33	Joy Nostalg Foundation, Inc.	Lot 10, Block 12 Pinasaya Homes Brgy. Sabang, Naic, Cavite	Financial literacy, day care, health, house management education, community preparation and organization, competence building, livelihood and vegetable farming/gardening.	Children and youth, women, families and communities	Region IV-A	SWDA
34	Ayala Foundation, Inc. Buklod Bahayan Day Care Center	Buklod Bahayan Subd., Rancho Imperial de Silang, Brgy. Tartaria, Silang, Cavite	Center for Excellence in Public Elementary Education (CENTEX)-provision of school supplies and uniforms, transportation and meal allowance, and Gearing Internet Literacy and Access for Students (GILAS)Project - brings the internet to public high schools, educational assistance/scholarship, feeding program and day care services	Children and youth	Region IV-A	SWDA
35	Fr. Al's Children Foundation, Inc.	Rm. 102 Fr. Ai's Museum and Retreat House, The Sisters of Mary, Brgy. Biga II, Silang, Cavite	Provide educational assistance to high school students of Sisters of Mary Boys town and Girlstown Center	highschool students of sisters of mary boystown and girlstown center	Region IV-A	SWDA
36	Filipino War Veterans Foundation, (FILVETS), Inc.	Medical Outreach Clinic (MOC) No. 15 Barangay Bulihan, Silang, Cavite	Medical and Dental Outreach Missions Programs; Medical Outreach Clinic; Medical and Health Care Services; Skills Training and Livelihood Development; Advocacy and IEC Development	veterans of World War II, PVAO, pensioners, AFP retirees and their dependents	Region IV-A	SWDA
37	Mission Community Service Inc.	Biga I, Silang Cavite	Implementing community based, sponsor a child program, milk program for kinder, medical mission-provision of medicines	Economically depressed families and communities	Region IV-A	SWDA
38	Global Agape Bethesda Foundation, Inc.	Brgy. Narra I, Silang, Cavite	Community welfare services thru educational sponsorship and medical assistance	Disadvantaged families in the area	Region IV-A	SWDA
39	Tulong Medikal at Gabay ng Sustamina (Tumbas) Foundation, Inc.	2nd Level Silangville Bldg. 116 M.H. Del Pilar St. Brgy. 3 Pob. Silang, Cavite	Supplemental feeding, medical and dental mission, scholarship, school supplies, distribution / gift giving, disaster response skills and training / livelihood	Poor families in the area	Region IV-A	SWDA
40	Yahweeh's Global and Cornerstone Ministries (YGCCM) Inc.	OC Bldg. M.H. Del Pilar St. Silang, Cavite	Community welfare services, feeding program and livelihood assistance	Disadvantaged families residing in the area	Region IV-A	SWDA

	Agency	Address	Program & Services	Clientele	Area/s of Operation	Classification
41	Action International Ministries Phils. (Working Hands, Honest Hands & Mustard Seeds)	Balubad II, Silang, Cavite	Provide vocational skills training to OSY ages 15-16 y/o for 10 mos. Duration, disciplinary program vocational training on welding	Boys and Girls who are OSY	Region IV-A	SWDA
42	BP Tagaytay Foundation, Inc.	Mariapolis Peace, Ligaya Drive, Sungay West, Tagaytay City, Cavite	Community welfare services, feeding program and livelihood assistance	Children, youth, family and community	Region IV-A	SWDA
43	The Regional Superior of the Missionaries of Charity, Inc. (Bukal ng Pag-Asa)	Maitim II East, Tagaytay City	family visiting, catechetical works	Special Children	Region IV-A	SWDA
44	The Work of Mary or Focolare Movement for Women, Inc.	Mariapolis Peace, Ligaya Drive Sungay West, Tagaytay City, Cavite	Provision of day care service, medical and dental, spiritual formation, micro-finance, educational such as tuition, school supplies, books and transportation.	Indigent women, children, youth and family	Region IV-A	SWDA
45	Pag-Asa Social Center Foundation, Inc.	Calamba Rd., Sitio Cengia, Brgy. Iruhin Central, Tagaytay City, Cavite	Scholarship, Day care program, feeding, medical and dental services, Livelihood Program	Children, youth and families	Region IV-A	SWDA
46	Batong Paslit Lifehouse, Inc.	Blk 3 Lot 10, Sebastian Ave. Country Homes, Tagaytay City, Cavite	Community based: Feeding program, values education, formal training and seminars on responsible parenthood	All disadvantaged families in the area	Region IV-A	SWDA
47	Visions of Hope Foundation, Inc. Kinabookasan Afterschool Program Community Based	Brgy. Aguado, Trece Martirez City, Cavite	Special Class for music, arts and various workshop, tutorial class, skills training for mothers like baking and sewing, fifteen parents who are active in gardening	Children, youth and disadvantaged women	Region IV-A	SWDA
48	Onelife Foundaton, Inc.	Bliss #2 8001 Bucal Road Santol, Tanza, Cavite	Auxilliary SWDA	Family/ Community	Region IV-A	SWDA
Residential Based & Family/Community Welfare Agencies						
1	Mama's Hope Haven of Norway, Inc.	25 Felix Manalo Road, Brgy. Navarro, Pag-asa St. General Trias Cavite	temporary shelter, educational service, health services, spiritual enhancement activities and personality development	children 5-12 years old and older persons	Region IV	SWA/SWDA

Source: Department of Social Welfare and Development Region IV-A

Housing

Housing is the basic necessity of every human being with food, water, and companionship. Everyone needs a home or shelter that provides privacy and protects humans from harmful elements. It also provides quality of life and well-being as well as better chances of having sound health conditions. Further, housing is considered a criterion for the development of every individual in a nation.

As recognized by international human rights law, adequate housing is one of the rights of the people to achieve a standard of living. The provision of affordable and decent housing units with basic utilities and services to its residents is one of the challenges faced by the provincial government. Moreover, the provincial government accommodates the development of wide-range housing

projects that would cater to different markets. Cavite also provides relocation sites to support qualified families that may be affected by the demolition undertaking initiated by the provincial government to protect those who established dwelling structures in the identified danger zones and have encroached roads right away.

Housing Subdivisions

The Housing and Land Use Regulatory Board (HLURB) is the country's primary government agency tasked with providing technical support in matters including, but not limited to housing regulations, land development and homeowners associations, and settlement of land disputes. HLURB operates via a triad of strategies: policy development, planning, and regulations. Its services cater

to homebuyers, developers, homeowners associations, brokers, and local government units.

HLURB, being the national government agency responsible for issuing Certificate of Registration and License to sell to real estate developers issued a total of 72 permits to seven municipalities and six cities of the province. Cavite has a total of 24,135 houses and lots, 4,262 lots, 3,804 house or

lots, 1,171 residential units, 286 parking lots, and 35 commercial spaces. Moreover, the socialized and economic housing classification refers to the housing units' affordability of low and average income levels of the individual, while open market housing units are the opposite of the latter.

Table 3.75 List of Housing Subdivisions in Cavite issued with License to Sell: 2022

Project Name	Location	Land Area (hectares)	House and Lots	Number of Lots or Units			Parking	Commercial	Classification	Developer	
				Lots	House or Lot	Residential Units					
1st District		9,477	0	23	0	0	0	0			
1	The Residences at Evo City Phase 5	Brgy. Batong Dalig, Kawit, Cavite	9,477	0	23	0	0	0	0	PD957-OM	Alveo Land corporation
2nd District		20,353	0	0	144	175	29	0			
2	Breeze Woods 1 Phase 2	Brgy. Mambog, City of Bacoor, Cavite	12,631	0	0	144	0	0	0	BP220-EH	Breeze Woods Development Corp
3	The Meridian Phase 1-Cattleya Building 3	Brgy. Mambog, I City of Bacoor, Cavite	2,611.51 5,110.48	0	0	0	175	29	0	PD957-Condo	Household Development Corporation
3rd District		166,367	1,048	155	17	287	97	0			
4	Jade Residences Phase B	Brgy. Malagasang 1-D & 1-G, City of Imus, Cavite	49,715	746	0	0	0	0	0	BP220-EH	Shang Land Development Corporation
5	Nova Stella Residences	Brgy. Carsadan Bago I, City of Imus, Cavite	10,730.50	103	0	0	0	0	0	PD957-MC	Judson Development Corporation
6	Parklane Settings Vermosa	Brgy. Pasong Buaya II, City of Imus, Cavite	54,466	0	155	17	0	0	0	PD957-OM	Ayala Land Inc
7	Terraces at Tradizo Enclave	Brgy. Anabu II 2A, City of Imus, Cavite	9,990	0	0	0	207	77	0	PD957-Condo	Remulan Lands Inc.
8	Terraces at Tradizo Enclave bldg C01	Brgy. Anabu II, City of Imus, Cavite	1,420.49	0	0	0	80	20	0	PD957-Condo	Remulan Lands Inc.
9	Vista Bonita-Bucandala	Bucandala IV and V, City of Imus, Cavite	40,045	199	0	0	0	0	0	PD957-OM	Riguera Realty and Development Corporation
4th District		119,190	61	1,088	0	0	0	0			
10	Monde Residences	Salitran III, City of Dasmariñas, Cavite	14,281	61	0	0	0	0	0	PD957-OM	Abundant Harvest Realty and Development Corporation
11	Tierra Vista Ayana Phase 2-1	Langkaan I, City of Dasmariñas, Cavite	61,129	0	708	0	0	0	0	PD957-OM	Axeia Development Corporation
12	Tierra Vista Ayana Phase 2-2	Langkaan I, City of Dasmariñas, Cavite	43,780	0	380	0	0	0	0	BP220	Axeia Development Corporation
5th District		1,866,225	811	2,397	855	229	44	35			
13	Ciela at Aera Heights Phase 1	Brgy. Lantic, Carmona, Cavite	647,671	0	303	0	0	0	0	PD957-OM	AKL Properties Inc
14	Stonebridge Estates Phase 2	Brgy. Mabuhay and Milagrosa, Carmona, Cavite	7,101	55	0	0	0	0		PD957-OM	Sun and Earth Homes Corporation
15	Terraverde Residences Phase 5	Brgy. Bancal, Carmona, Cavite	3,408 61,040	0 292	30 30	0 0	0 0	0 0	0	BP 220-EH PD957	Cenghomes Development Corporation
16	Alta Tierra Homes 2B	Brgy. Olaes, Gen. Mariano Alvarez, Cavite	101,339	0	0	524	0	0	0	PD957-OM	Asiatic Development Corporation
17	Alta Tierra Homes 1-B	Brgy. Olaes, Gen. Mariano Alvarez, Cavite	56,808	0	0	331	0	0		PD957-OM	Asiatic Development Corporation

Project Name	Location	Land Area (hectares)	Number of Lots or Units						Classification	Developer	
			House and Lots	Lots	House or Lot	Residential Units	Parking	Commercial			
18 Alta Tierra Homes IA	Brgy. Olaes, Gen. Mariano Alvarez, Cavite	52,071	0	443	0	0	0	0	0	PD957-OM	Asiatic Development Corporation
19 Camella Terrazas-PD957	Brgy. Adlas & Biluso, Silang, Cavite	91,312	464	0	0	0	0	0	0	PD957-OM	Household Development Corporation
20 Fullerton Suites Tower 2	Brgy. Putting Kahoy, Silang, Cavite	4,320 9,107.57	0	0	0	229	44	35	LA-4(PD957-Condo) BGFA(PD957-Condo)	PD957-OM	Cathay Land Inc
21 Hillside Ridge Phase 2 (Formerly CX Village 1 Residential)	Hukay, Silang	124,643	0	231	0	0	0	0	0	PD957-OM	Alveo Land corporation
22 Lanewood Hills Phase 2	Hukay, Silang	225,366	0	149	0	0	0	0	0	PD957-OM	Ayala Land Inc
23 Lanewood Hills Phases 1A & 1B	Hukay, Silang	276,383	0	164	0	0	0	0	0	PD957-OM	Ayala Land Inc and Cathay Land Inc
24 Mallorca Villas Phase 2B	Brgy. Maguyam, Silang, Cavite	86,986	0	441	0	0	0	0	0	PD957-OM	
25 Metrogate Silang Estates PH 9- Fern Parc	Brgy. Adlas, Silang, Cavite	118,410	0	580	0	0	0	0	0	PD957	Moldex Realty Inc
26 Park Avenue at the mansions (Pontefino Prome Heights)	Gulod Labac & Pallocan, Silang	259	0	26	0	0	0	0	0	PD957-OM	Creative Hotel Concepts Inc
6th District		588,605	4,818	16	0	320	86	0			
27 Astra General Trias (Aquaries - Bldg. 1 & Aries Bldg. 2)	San Francisco, City of Gen. Trias	58,667	0	0	0	160	43	0	0	PD957-Condo	Bria Homes Inc.
28 Astra General Trias Building 1 and 2	Mambog, City of Gen. Trias	27,909	0	0	0	160	43	0	0	PD957-Condo	Bria Homes Inc.
29 Bria Homes Executive General Trias	San Francisco, City of Gen. Trias	97,144	1,195	0	0	0	0	0	0	BP220	Bria Homes Inc.
30 Brighton Phase 3	Pasong Camachile I, City of Gen. Trias	83,949	472	0	0	0	0	0	0	PD957-OM	Property Company of friends
31 Camella Gen. Trias	Santiago, , City of Gen. Trias	28,086	147	0	0	0	0	0	0	PD957-OM	Household Development Corporation
32 Camella Gen. Trias	Santiago, , City of Gen. Trias	20,987	210	0	0	0	0	0	0	BP 220	Household Development Corporation
33 Elliston Place Mary Cris Complex Phase 7B South	Pasong Camachille II, City of Gen. Trias	25,796	297	0	0	0	0	0	0	BP220-EH	Duraville Realty and Development Corporation
34 Phirst Park Homes Gen Tri Phase 1	Buenavista 2 & 3, City of Gen. Trias	59,196	758	0	0	0	0	0	0	BP220-EH	Phirst Park Homes Inc
35 Phirst Park Homes Gen Tri Phase 3A	Buenavista 2 & 3, City of Gen. Trias	30,352	157	0	0	0	0	0	0	PD957-OM	Phirst Park Homes Inc
36 Tierra Solana (Pontevedra)	Buenavista III City of Gen. Trias	71,704	788	16	0	0	0	0	0	BP 220-EH	Silver Star Homes Builders, Inc.
37 Verdanza Homes	Pinagtipunan, City of Gen. Trias	28,254	224	0	0	0	0	0	0	BP 220-EH	The New APEC Development Corporation
38 Woodcross Phase 3	Tapia, City of Gen. Trias	56,561	570	0	0	0	0	0	0	PD957-MC	Property Company of Friends Inc

Project Name	Location	Land Area (hectares)	Number of Lots or Units					Commercial	Classification	Developer
			House and Lots	Lots	House or Lot	Residential Units	Parking			
7th District		1,190,810	7,479	583	2,788	160	30	0		
39 Amaya Centrale Eco Residences	Amaya, Tanza	64,376	339	0	0	0	0	0	BP 220-EH	Ark Land Development Corporation
40 Anyana Village Central and Bel-air East	Sanja Mayor & Mulawin	213,447	1,063	0	0	0	0	0	PD957-OM	Antel Tnza Inc
41 Camella Tanza Heights	Bagtas, Tanza	34,863	353	0	0	0	0	0	BP220-EH	Household Development Corporation
42 Camella Tanza Heights	Bagtas, Tanza	37,191	205	0	0	0	0	0	PD957-OM	Household Development Corporation
43 Emerald Residences Subdivision	Sahud Ulan, Tanza	38,875	567	0	0	0	0	0	BP220-EH	Barklane Realty Corporation
44 Lumina Tanza Phase 6 classic	Bagtas, Tanza	43,829	430	0	0	0	0	0	BP220-EH	Prima Casa Land and Houses Inc
45 Lumina Tanza Phase 7	Bagtas, Tanza	43,410	600	0	0	0	0	0	BP220-EH	Prima Casa Land and Houses Inc
46 Micara Estates Tanza Phase 7	Sahud Ulan, Tanza	29,153	360	0	0	0	0	0	BP220-EH	Property Company of Friends Inc
47 Palmerston North Phase 2	Lambingan, Tanza	39,091	451	0	0	0	0	0	BP220-EH	Haumaru Realty Ventures Inc.
48 Prima Tanza Building 1 and 2	Punta I, Tanza	24,554	0	0	0	160	30	0	PD957-Condo	Bria Homes Inc.
49 Tamara Subdivision Batch C	Sanja Mayor, Tanza	0	0	0	335	0	0	0	BP220-EH	Borland Development Corporation
50 Tanza Garden Premier Phase 6	Biga & Punta I, Tanza	39,668	309	0	0	0	0	0	BP220-EH	DDC Land Inc
51 The Palm Residenced	Calibuyo, Tanza	142,509	0	0	1,369	0	0	0	BP220-EH	Basic Housing Solution Inc
52 Westdale Villas Subdivision	Punta I and 2, Tanza	78,344	0	0	1,084	0	0	0	BP220-EH	Peakland Properties Inc
53 Acropolis at Golden Horizon Trance 1	Hugo Peres, Trece Martires City	55,316.84	91	0	0	0	0	0	PD957-OM	HG-III Construction and Development Corporation
54 Brookstone Park Phase 2-A	Cabuco, Trece Martires City	73,636	255	234	0	0	0	0	PD957-OM	Astraniquinn Corporation
55 Lucky Prince Homes	San Agustin, Trece Martires City	25,632	0	349	0	0	0	0	BP220-EH & SH	Rubysapphire Land Corporation
56 Manors at Golden Horizon	Hugo Perez, Trece Martires City	57,440	288	0	0	0	0	0	PD957	HG-III Construction and Development Corporation
57 Pacifictown Executive Homes	Purok 2 Brgy. Conchu, Trece Martires City	0	484	0	0	0	0	0	BP220-EH	Pacific Town Property Ventures Inc
58 RCD Villas De Trece Phase 1 and 2	San Agustin, Trece Martires City	28,461	434	0	0	0	0	0	BP220-EH & SH	RCD Land Inc
59 Southwind Homes - Economic (Additional)	Cabuco, Trece Martires City	0	187	0	0	0	0	0	BP220-EH	Golden Mahogany Realty Holdings Corporation
60 Via Verde Trece Martirez Phase 2A & 2B	Cabuco, Trece Martires City	48,963	550	0	0	0	0	0	BP220-EH	Imperial Homes Corporation

Project Name	Location	Land Area (hectares)	House and Lots	Lots	Number of Lots or Units			Commercial	Classification	Developer
					House or Lot	Residential Units	Parking			
61 Villas at Golden Horizon Phase 3	Hugo Perez, Trece Martires City	72,051	513	0	0	0	0	0	BP220-EH	Golden Home Realty Development Inc
8th District		958,157	9,918	0	0	0	0	0		
62 Camella Alfonso	Marahan I, Alfonso	17,673	145	0	0	0	0	0	BP220-EH	Household Development Corporation
63 Camella Alfonso	Marahan I, Alfonso	53,391	281	0	0	0	0	0	PD957	Household Development Corporation
64 Hillsview Royale Phase 3	Timalan, Naic	106,528	0	0	1,763	0	0	0	BP220-SH	Basic Housing Solution Inc
65 Kaia Homes Naic Phase 1	Palangue 2 & 3, Naic	44,328	723	0	-	0	0	0	BP220-EH	Kaia Homes Inc
66 Kaia Homes Naic Phase 2	Palangue 2 & 3, Naic	141,343	1,922	0	-	0	0	0	BP220-EH	Kaia Homes Inc
67 Kaia Homes Naic Phase 3	Palangue I, Naic	77,643	0	0	1,146	0	0	0	BP220-EH & SH	Kaia Homes Inc
68 Liora Homes Naic Phase 1	Malainen Bago, Naic	127,280	1,240	0	-	0	0	0	BP220	CitiHomes Builder and Development Inc
69 Nathdale Villas Phases 1, 2 & 3	Timalan Balsahan, Naic	209,839	3,178	0	-	0	0	0	BP220-EH	Peakland Properties Inc
70 Pagsibol Village East	Sabang, Naic	99,402	1,165	0	-	0	0	0	BP220-EH	Raemulan Lands Inc
71 Pagsinag Place Northeast	Timalan, Naic	74,327	1,251	0	0	0	0	0	BP220-EH	Raemulan Lands Inc
72 Villa Moderna De Tagaytay Phase 1	Patutong Malaki North, Tagaytay City	6,403	13	0	0	0	0	0	PD957	Ridgelake Realty Inc
Total		4,919,183	24,135	4,262	3,804	1,171	286	35		

Note:EH – Economic Housing, SH- Socialized Housing, OM – Open Market

Source: Department of Human Settlements and Urban Development (DHSUD)

Displaced Units

Displaced units are the housing that needs to be relocated because it is in a danger zone, affected by infrastructure projects, demolition with court orders, or uninhabitable areas. The highest number of displaced units based on the National Housing Authority is the municipality of Naic with 1,944 followed by the City of Bacoor with 1,293. There is a total of 9,911 displaced units as of 2021.

Informal Settlers

Informal Settlers (IS) are individuals or groups who can occupy a certain area illegally. Based on UN-Habitat (2016), slum areas often lack access to drinking water, sanitation facilities, overcrowded houses, nondurable housing structures, and facilities that may lead to forced eviction. Based on the data of the Provincial Housing Development and Management Office, the province of Cavite has a total of 38,571 informal settlers as of 2021. Naic has the highest number of informal settler families with 9,339, followed by the City of Dasmariñas and Silang with 7,570 and 4,023, respectively. Two cities and seven municipalities have no record of informal settlers in their localities.

Table 3.76 Number of Displaced Units and Informal Settler's Family, Province of Cavite: 2021

City/Municipality	Displaced Units	Informal Settler Families
1st District	0	6,591
Cavite City	0	-
Kawit	0	1,023
Noveleta	0	2,365
Rosario	0	3,203
2nd District	3,797	2,735
City of Bacoor	3,797	2,735
3rd District	0	1,645
City of Imus	0	1,645
4th District	330	7,570
City of Dasmariñas	330	7,570
5th District	3	6,278
Carmona	0	313
Silang	2	4,023
Gen. Mariano Alvarez	1	1,942
6th District	2	3,109
City of Gen. Trias	2	3,109
7th District	2,803	1,304
Amadeo	0	0
Indang	5	32
Tanza	29	580
Trece Martires City	2,769	692
8th District	2,976	9,339
Alfonso	0	0
Gen. Emilio Aguinaldo	0	0
Magallanes	2	0
Maragondon	1	0
Mendez	0	0
Naic	2,973	9,339
Tagaytay City	0	0
Ternate	0	0
TOTAL	9,911	38,571

Source: National Housing Authority (NHA), Cavite (Displaced Units); Provincial Housing Development and Management (Informal Settlers Families), Trece Martires City

Based on the definition by the Housing and Urban Development Coordinating Council (2016), doubled-up households also known as double occupancy, doubled-up household exist when one dwelling unit is shared by two or more households. Meanwhile, upgrading of land tenure is the need to improve from the provision of minimum security of tenure – such as written contract – to possessing a title to the land. Six cities in the province were surveyed by the Department of Human Settlements and Urban Development (DHSUD).

Trece Martires City and Cavite City have doubled-up households and families that need land tenure upgrading. Trece Martires City and Cavite City have 4,229 and 975 ISF that need upgrading of land tenure, respectively. Trece Martires City (1,766) has a higher number of doubled-up housing than Cavite City (1,333).

In terms of total informal settler families, the City of Bacoor has the highest number of informal settlers families (19,558), followed by the City of General Trias (7,704), and the City of Dasmariñas (7,570).

Table 3.77 Number of Informal Settler Families per Category, Province of Cavite: 2021

ISF Category	City of Bacoor	Cavite City	Trece Martires City	Cities City of Dasmariñas	City of General Trias	City of Imus	Total
Upgrading of Land Tenure	-	975	4,229	-	-	-	5,204
Doubled-up	-	1,333	1,766	-	-	-	3,099
Homeless	-	13	-	-	-	-	13
Displaced	19,558	4,241	616	7,570	7,704	1,648	41,337
Flood	-	309	12	-	1,106	-	1,427
Landslide	-	0	285	-	1,075	-	1,360
Sea Level Rise	-	14	-	-	-	-	14
Drought	-	-	-	-	-	-	-
Coastal Areas	-	1,684	-	-	-	1,648	3,332
Waterways	-	0	297	1,653	1,839	-	3,789
Earthquake	-	169	10	-	3,587	-	3,766
Human Induced Disaster	-	7	-	-	-	-	7
Infra projects	2,555	71	8	-	89	-	2,723
Eviction / Demolition Order	4,800	162	-	-	-	-	4,962
Threat of Eviction	-	224	4	124	8	-	360
Others	12,203	1,601	-	5,793	-	-	19,597
TOTAL	19,558	6,562	6,611	7,570	7,704	1,648	49,653

Source: Department of Human Settlements and Urban Development (DHSUD)

Resettlement Housing Project

Pursuant to Republic Act 7279, the National Housing Authority (NHA) is the national agency that provides technical and other forms of assistance to local government units (LGUs) in the implementation of their housing programs; to undertake identification, acquisition, and disposition of lands for socialized housing; and to undertake relocation and resettlement of families with local government units.

NHA and the Provincial Government of Cavite are partners in providing low-cost and socialized housing in the province. NHA manages 49 resettlement projects with 1,420 units in Cavite. Naic Resettlement Project, NHA's biggest resettlement housing project in Cavite has 26,554 housing units followed by Trece Martires City and the City

of Dasmariñas with 25,859 units and 24, 750 units, respectively. These resettlement housing projects were constructed for the informal settlers from Metro Manila, displaced families from Railway Development Projects and other danger zones, and families who are affected by the Pasig river rehabilitation program and Pasay and Parañaque reclamation area. Employees of different LGUs, including the Philippine National Police (PNP), Bureau of Correction (BuCor), Bureau of Jail Management and Penology (BJMP), Bureau of Fire Protection (BFP), and military personnel, as well as the families affected by the Court Mandamus and the families affected by the C5 south link project and 8.2 segment project of Department of Public Works and Highways (DPWH).

Table 3.78 NHA Resettlement Housing Projects, Province of Cavite: 2021

City/Municipality	Project location	Program	Land Area (hectares)	Number of Units Completed	Beneficiaries	Status/Remarks
2nd District			1.45	-		
City of Bacoor	1. Ciudad Kaunlaran, Brgy. Molino II (LRB)	Resettlement	1.45		Families affected by the Supreme Court Mandamus Program	16.15% Completed
4th District			523.24	24,750.00		
City of Dasmariñas	2. Dasmariñas Bagong Bayan Resettlement Project	Resettlement	523.24	24,750.00	Metro Manila Informal Settlers	Completed
5th District			378.23	14,610.00		
GMA	3. Gen. Mariano Alvarez Resettlement Project	Resettlement	335.94	11,969.00	Metro Manila Informal Settlers	Completed
Silang	4. Bulihan Military HSG Project	Complete HSG/JV	42.29	2,641.00	Military Personnel	Completed

City/Municipality	Project location	Program	Land Area (hectares)	Number of Units Completed	Beneficiaries	Status/Remarks
6th District			47.27	4,470.00		
Gen.Trias City	5. Holiday Homes, Brgy. Biclatan	AFP/PNP	1.27	148.00	AFP,PNP, BuCor, BJMP,BFP	Completed
	6. Kasiglahan Village 4, Brgy. San Francisco	Resettlement	20.00	1,076.00	Families affected by Pasig River Rehabilitation Program	Completed
	7. Bahay Pinaggala, Brgy. San Francisco	Resettlement	26.00	3,246.00	Families affected by Pasay and Parafiaque reclamation Area	Completed
7th District			251.93	31,817.00		
Trece Martires City	8. Southville 2 Ph. 1& 2, Brgy. Aguado/Inocencio	Resettlement	23.57	3,999.00	Displaced Families from the Railway Development Project	Completed
	9. Southville 2 Ph. 3, Brgy. Aguado	Resettlement	9.60	1,500.00	ISFs from Metro Manila	Completed
	10. Southville 2 Ph. 4, Brgy. Aguado/ Cabuco	Resettlement	5.98	1,000.00	ISFs from Metro Manila	Completed
	11. South Summit Residences, Brgy. Aguado	AFP/PNP	16.18	2,028.00	AFP, PNP, BuCor, BJMP, BFP	Completed
	12. Ciudad Adelina 1, Brgy. Conchu	AFP/PNP	6.09	200.00	AFP, PNP, BuCor, BJMP, BFP	Completed
	13. Ciudad Adelina 2, Brgy. Luciano	AFP/PNP	6.91	1,346.00	AFP, PNP, BuCor, BJMP	Completed
	14. Southville 2 Ph. 5, Brgy. Cabuco	Resettlement	6.78	1,000.00	ISFs from Metro Manila	Completed
	15. Summer Homes, Brgy. Cabuco	Resettlement	6.31	1,063.00	ISFs from Metro Manila	Completed
	16. Summer Ville, Brgy. Cabuco	Resettlement	3.60	443.00	ISFs from Metro Manila	Completed
	17. Sunshine Ville 1, Brgy. Cabuco	Resettlement	33.80	5,118.00	ISFs from Metro Manila	Completed
	18. Sunshine Ville 2, Brgy. Cabuco	Resettlement	10.91	1,480.00	ISFs from Metro Manila	Completed
	19. Golden Horizon Homes, Brgy. Hugo Perez	Resettlement	40.00	4,571.00	ISFs from Metro Manila	Completed
	20. San Francisco Villagio, Brgy. La Ilana	Resettlement	10.83	1,111.00	ISFs from Metro Manila	Completed
	21. Kasiglahan Village 3, Brgy. Osorio	Resettlement	3.60	1,000.00	Families affected by Pasig River Rehab. Program	Completed
Amadeo	22. Amadeo Heights 1, Brgy. Da atan	AFP/PNP	2.11	320.00	AFP, PNP, BuCor, BJMP, BFP	Completed
	23. Amadeo Heights 2, Brgy. Halang	AFP/PNP	6.44	728.00	AFP, PNP, BuCor, BJMP, BFP	Completed
Tanza	24. Bahay Katuparan, Brgy. Bagtas	Complete HSG/JV	39.24	3,856.00	DPWH and Metro Manila Informal Settlers	Completed
	25. Kasiglahan Village 5, Brgy. Pasong Kawayan II	Resettlement	20.00	1,054.00	Families from Pasay and Paranaque Reclamation Area	Completed
8th District			218.71	26,554.00		
Naic	26. Verdant Residences, Brgy. Sa bang	Resettlement	7.28	1,047.00	ISFs from Naic	Completed
	27. Belmont Homes 1& 2, Brgy.Halang/Palangue	Resettlement	11.07	1,500.00	ISFs from Metro Manila	Completed
	28. Bronze Ville 1, Brgy. Halang/ Palangue	Resettlement	6.15	844.00	ISFs from Metro Manila	Completed
	29. Bronze Ville 2, Brgy. Halang/Palangue	Resettlement	12.43	928.00	ISFs from Metro Manila	Completed
	30. Villa de Adela ida Homes,Brgy.Halang/Palangue	Resettlement	9.13	1,270.00	ISFs from Metro Manila	Completed
	31. Bronze Vi lle Ext., Brgy. Halang/Palangue	Resettlement	0.88	160.00	ISFs from Metro Manila	Completed
	32.Harbour Homes, Brgy. Halang	Resettlement	9.23	1,224.00	ISFs from Metro Manila	Completed
	33. Dorothea Homes 1, Brgy. Halang	Resettlement	7.81	827.00	ISFs from Metro Manila	Completed
	34. Dorothea Homes 2, Brgy. Calubcob	Resettlement	10.32	1,512.00	ISFs from Metro Manila	Completed
	35. Ericka Louise Ville, Brgy. Malainen Bago	Resettlement	11.72	1,000.00	ISFs from Metro Manila	Completed
	36. San Manuel Villaggio Ph. 2A & 3, Brgy. Molino	AFP/PNP	9.50	1,165.00	AFP,PNP , BuCor, BJMP, BFP	Completed

City/Municipality	Project location	Program	Land Area (hectares)	Number of Units Completed	Beneficiaries	Status/Remarks
	37. Malainen Park Residences 1, Brgy. Malainen Bago	Resettlement	7.78	1,100.00	Families affected by Supreme Court's Mandamus - Naic	Completed
	38. Malainen Park Residences 2, Brgy. Malainen Bago	Resettlement	9.06	698.00	Families affected by Supreme Court's Mandamus - Naic	74.12% Completed
	39. Rancho Verde 1, Brgy. Malainen Bago	Resettlement	9.49	1,500.00	Families affected by Supreme Court's Mandamus - Bacoor City	Completed
	40. Rancho Verde 2, Brgy. Malainen Bago	Resettlement	8.92	1,242.00	Families affected by Supreme Court's Mandamus-Bacoor City	Completed
	41. Villa Caridad Homes, Brgy. Malainen Bago	Resettlement	8.28	1,000.00	Families affected by Supreme Court's Mandamus – Cavite City	Completed
	42. Villa Caridad Homes 2, Brgy. Malainen Bago	Resettlement	2.00	50.00	Families affected by Supreme Court's Mandamus – Cavite City	Completed
	43. St. Mary Magdalene Ville, Brgy. Malainen Bago	Resettlement	10.74	1,450.00	Families affected by Supreme Court's Mandamus- Kawit	Completed
	44. Glori- Mor Ville, Brgy. Malainen Luma	Resettlement	8.20	1,100.00	Families to be affected by the CS Southlink Project of DPWH	98.78% Completed
	45. Hyacinth Residences, Brgy. Calubcob	Resettlement	16.61	2,400.00	Families to be affected by the 8.2 Segment Project of DPWH and Supreme Court Mandamus	98.79% Completed
	46. Parkstone Estates, Brgy. Calubcob	Resettlement	16.94	2,300.00	Families to be affected by the 8.2 Segment Project of DPWH	98.79% Completed
	47. Kristofee Heights 1, Brgy. Calubcob	Resettlement	9.74	905.00	Families to be affected by the 8.2 Segment Project of DPWH	67.01% Completed
	48. Kristofee Heights 2, Brgy. Molino	Resettlement	8.07	888.00	Families to be affected by the 8.2 Segment Project of DPWH	98.02% Completed
	49. Savannah Heights, Brgy. Molino	Resettlement	7.36	444.00	For Families affected by C-5 Southlink Project of the DPWH	90.61% Completed
			1,420.84	102,201.00		

Source: National Housing Authority (NHA)

Provincial Mass Housing Project

A residential lot is land used for residential purposes for family dwellings. Based on the definition provided by the law insider, a residential lot means a lot containing a residential use or a vacant lot that is zoned for residential use and meets the zone provisions for the permitted residential use (lawinsider.com).

Based on the report from the Provincial Housing Development and Management Office (PHDMO), as of December 2021, 2,132 lots are awarded to different households located in the four residential areas managed by the provincial government. Moreover, there are still 1,440 vacant lots in the four residential lot areas managed. LRTA Santiago, Cavite has the most vacant lots with 1,376, followed by Pinagkaisa (49) in Kawit, Isabel B (7), and Pinagkaloob (5).

The awarded lots are the lots that are already owned. The lot can be occupied or not yet occupied. LRTA Santiago has the greatest number of awarded lots with 804, followed by Pinagkaisa with 795 lots awarded.

According to the definition of terms provided by PHDMO, a vacant lot is a lot available for awarding. Lots listed under an original awardee are the lots allocated to an individual given allocation, while the lots under illegal occupant are those families who are not an awardee occupy an awardee lot.

On the other hand, lots under cancellation are the lots awarded lots but not occupied, while the lots under legal action mean renters and buyers are undergoing barangay hearings.

Ongoing construction lots are those that are in continuous construction of a dwelling unit by an awardee in an allocated lot.

The Deceased Original Awardee lots are those that the original awardee passed away.

Table 3.79 Awarded Lots, Province of Cavite: as of December 2021

Name of Residential Lot Area	Location	Total Number of Awarded Lots
Pinagkaisa	Brgy. Toclong Kawit, Cavite	795
Pinagkaloob	Brgy. Toclong Kawit, Cavite	315
Sta Isabel A	Brgy. Sta. Isabel, Kawit, Cavite	100
Sta Isabel B	Brgy. Sta. Isabel, Kawit, Cavite	118
LRTA Santiago	City of General Trias	804
Total		2,132

Source: Provincial Housing and Development Office

Table 3.80 Residential Lot Availability, Province of Cavite: December 2021

Name of Residential Lot Area	Location	Vacant	Original Awardee	For Cancellation	For legal Action	Number of Lots			Occupant Not Present	On-going Construction	Deceased Original Awardee	Total No. of lots
						Illegal Occupant	For Verification					
Pinagkaisa	Brgy. Toclong Kawit, Cavite	49	373	131	29	36	32	156	14	15	835	
Pinagkalob	Brgy. Toclong Kawit, Cavite	5	155	37	21	26	23	44	1	5	317	
Sta Isabel A	Brgy. Sta. Isabel, Kawit, Cavite	3	65	6	3	6	12	8	0	0	103	
Sta Isabel B	Brgy. Sta. Isabel, Kawit, Cavite	7	76	9	4	4	7	21	0	7	135	
LRTA Santiago	City of General Trias	1,376	290	-	-	3	89	108	-	3	1,869	
Total		1,440	959	183	57	75	163	337	15	30	3,259	

Source: Provincial Housing and Development Office

Housing Characteristics

The Philippine Statistics Authority (PSA) defined a housing unit as a structurally separate and independent place of abode for the habitation of a household. The types of housing units are single house, duplex, multi-unit residential (three units or more), commercial/industrial/agricultural (office, factory, etc.), institutional living quarters (hotel, hospital, etc.), and other housing units (boat, cave, etc.).

As of August 2015, Cavite has 851,871 occupied housing units. The occupied housing units increased by 23.75 percent from 688,290 occupied housing units as of May 2010. The increase in the number of housing units in Cavite may be attributed to the increasing population in the province due to the influx of in-migration in the urban areas, such as the City of Dasmariñas, the City of Bacoor, and the City of Imus.

In terms of cities and municipalities, most housing units in Cavite are in the City of Dasmariñas, having 145,166 occupied housing units. The City of Bacoor and the City of Imus follow with 144,707 and 95,234 occupied housing units, respectively. The highest increase in the number of occupied housing units is in Trece Martires (39.48%). Trece Martires City also has the fastest population growth rate in the province.

Most housing units are single houses, covering 63.43 percent of the total occupied housing units, with a total household of 555,940 and a household population of 2,388,515. Multi-unit residential housing units followed by 216,733 units. Moreover, there are 92 institutional living quarters in the province, housing 105 households, and 61 other housing units, housing 61 households. However, 200 occupied housing units are not reported in the province. The total occupied housing units also produced a ratio of 1.03 across households and 4.30 to the household population. It indicates that, on average, there are 103

households in every 100 housing units and 430 persons in every 100 housing units.

Table 3.81 Occupied Housing Units by City/ Municipality, Province of Cavite: as of May 1, 2010, and as of August 1, 2015

City/Municipality	Occupied Housing Units		Ratio to Occupied Housing Units (2015)	
	2010	2015	Households	Household Population
1st District				
Cavite City	22,310	23,828	1.09	4.30
Kawit	17,145	19,510	1.08	4.28
Noveleta	9,585	11,088	1.05	4.13
Rosario	21,448	27,856	1.05	3.97
2nd District				
City of Bacoor	116,350	144,707	1.03	4.14
3rd District				
City of Imus	70,586	95,234	1.02	4.23
4th District				
City of Dasmariñas	122,987	145,166	1.02	4.53
5th District				
Carmona	17,665	23,448	1.04	4.15
Gen. M. Alvarez	29,041	33,914	1.03	4.56
Silang	44,826	56,961	1.02	4.26
6th District				
City of Gen. Trias	58,670	76,687	1.05	4.09
7th District				
Amadeo	7,521	8,761	1.01	4.26
Indang	13,752	14,797	1.01	4.42
Tanza	43,074	53,692	1.01	4.21
Trece Martires City	23,512	32,795	1.07	4.72
8th District				
Alfonso	10,621	11,762	1.00	4.40
Gen. E. Aguinaldo	3,747	4,365	1.01	5.08
Magallanes	4,425	4,766	1.00	4.76
Maragondon	7,604	8,201	1.02	4.60
Mendez	6,261	7,016	1.02	4.48
Naic	19,708	25,703	1.02	4.32
Tagaytay City	13,315	15,969	1.01	4.36
Ternate	4,137	5,645	1.00	4.10
Total	688,290	851,751	1.03	4.36

Source: Philippine Statistics Authority, 2015 Census of Population

Table 3.82 Occupied Housing Units, Number of Households, and Household Population by Type of building, Province of Cavite: as of May 1, 2010, and as of August 1, 2015

Type of Building	Occupied Housing Units	Percentage Distribution	Number of Households	Household Population	Ratio to Occupied Housing units	
					Households	Household Population
Single House	540,302	63.42	555,940	2,388,515	1.03	4.42
Duplex	93,062	10.93	97,103	393,867	1.04	4.23
Multi-Unit Residential	216,733	25.44	222,811	873,547	1.03	4.03
Commercial/Industrial/Agri	1,421	0.17	1,482	5,415	1.04	3.81
Institutional Living Quarters	92	0.01	105	353	1.14	3.84
Other Housing Units	61	0.01	61	216	1.00	3.54
Not Reported	200	0.02	241	823	1.21	4.12
Total	851,871	100.00	877,743	3,662,736	1.03	4.30

Source: Philippine Statistics Authority, 2015 Census of Population

Makeshift Housing

Table 3.83 Occupied Housing Units with Walls Made of Light Materials by City/ Municipality, Province of Cavite: as of May 1, 2010, and as of August 1, 2015

City/Municipality	Occupied Housing Units	Percent to Total Occupied Housing Units
1st District		
Cavite City	300	1.26
Kawit	410	2.10
Noveleta	157	1.42
Rosario	409	1.47
2nd District		
City of Bacoor	1,530	1.06
3rd District		
City of Imus	688	0.72
4th District		
City of Dasmarinas	976	0.67
5th District		
Carmona	380	1.62
Gen. M. Alvarez	402	1.19
Silang	1,279	2.25
6th District		
City of Gen. Trias	667	0.87
7th District		
Amadeo	376	4.29
Indang	828	5.60
Tanza	412	0.77
Trece Martires City	519	1.58
8th District		
Alfonso	397	3.38
Gen. E. Aguinaldo	446	10.22
Magallanes	763	16.01
Maragondon	968	11.80
Mendez	141	2.01
Naic	1,171	4.56
Tagaytay City	647	4.05
Ternate	451	7.99
Total	14,317	1.68

Source: Philippine Statistics Authority, 2015 Census of Population

A makeshift housing unit is an independent, improvised housing unit. It is temporary and usually built of waste materials without a predetermined plan for habitation by a

household. The occupied housing units with walls made of light materials such as bamboo, sawali, cogon, nipa, makeshift materials, trapal, and without walls were considered makeshift dwelling units.

A total of 14,317 housing units in Cavite are considered makeshift housing units. It accounted for 1.68% of the occupied housing units in the province. The City of Bacoor has the most with 1,530 units, followed by Silang (1,279) and Naic (1,171). However, in terms of the percentage of total occupied housing units, Magallanes has the largest with 16.01%. Maragondon (11.80%) and General Emilio Aguinaldo (10.22%) followed.

Water and Sanitation Access

Sanitation, hygiene, and adequate access to clean water are important for preventing and containing diseases. However, despite the substantial progress in increasing access to clean drinking water and sanitation, some areas in the country still lack these basic services. In the province, the Provincial Health Office targets at least 88 percent of households to have access to safe water while at least 90 percent have access to basic sanitation.

As of 2021, 95.47 percent of households in Cavite have access to a basic safe water supply, and 94.02 percent of households have access to a basic sanitation facility. The cities and municipalities which have percentages lower than the target percentage of households with access to safe water are Kawit (24.91%), Gen. Mariano Alvarez (76.03%), and Maragondon (82.86%), City of Dasmarinas (85.57%), Amadeo (85.81%) and Ternate (86.90%). On the other hand, Kawit (24.91%), Gen. Mariano Alvarez (72.33%), Maragondon (79.41%), Ternate (82.86%), Amadeo (85.13%) and Dasmarinas (85.58%) are those households with access to basic sanitation facility percentage lower than 90 percent.

Table 3.84 Percentage of Households with Basic Safe Water and Sanitation Facility by City/Municipality, Province of Cavite: 2019-2021

City/Municipality	Percentage of Households					
	Access to basic water supply			Access to basic sanitation facility		
	2019	2020	2021	2019	2020	2021
1st District						
Cavite City	63.98	100.00	99.84	50.54	88.45	86.82
Kawit	63.31	100.00	24.91	59.09	95.49	24.35
Noveleta	95.02	100.00	99.81	92.21	98.68	98.83
Rosario	85.89	74.08	99.86	73.08	67.60	96.89
2nd District						
City of Bacoor	76.39	98.56	99.92	75.25	97.58	99.54

City/Municipality	Percentage of Households					
	Access to basic water supply			Access to basic sanitation facility		
	2019	2020	2021	2019	2020	2021
3rd District						
City of Imus	71.66	98.85	116.88	70.60	97.65	116.51
4th District						
City of Dasmariñas	99.92	99.92	85.57	99.61	99.58	85.58
5th District						
Carmona	99.75	99.76	100.00	99.07	99.12	99.92
Gen. Mariano Alvarez	50.54	100.00	76.03	47.29	96.14	72.33
Silang ^a	58.34	57.91		57.21	54.69	
6th District						
City of Gen. Trias	69.84	95.69	100.00	69.55	185.57	99.35
7th District						
Amadeo	82.32	93.21	85.81	81.48	90.03	85.13
Indang	89.76	99.44	96.25	86.23	98.22	92.31
Tanza	82.91	100.00	99.21	81.40	98.88	99.78
Trece Martires City	93.28	100.00	100.00	93.25	100.00	100.00
8th District						
Alfonso	78.74	94.96	123.45	78.59	93.90	121.73
Gen. Emilio Aguinaldo	78.78	104.29	108.60	74.16	99.47	103.11
Magallanes	77.81	97.26	96.94	74.72	98.10	97.23
Maragondon	83.07	91.75	82.86	78.76	86.17	79.41
Mendez	104.69	100.00	100.00	104.51	99.82	99.89
Naic	75.67	100.00	100.00	68.60	92.35	92.38
Tagaytay City	95.49	98.94	100.00	94.64	97.10	98.39
Ternate	83.75	87.12	86.90	80.41	83.70	82.86
CAVITE	78.50	96.85	95.47	76.37	104.47	94.02

^aSilang Proper Only

Note: computed based on the total number of households surveyed by the Provincial Health Office from cities and municipalities. The decrease in percentage in 2018 may be considered in the large increase of total number of households

Source: Provincial Health Office, Trece Martires City

Public Order and Safety

Crime Prevention and Law Enforcement

Article II, Section 5 of the 1987 Philippine Constitution declared that "the maintenance of peace and order, the protection of life, liberty, and property, and the promotion of the general welfare are essential for the enjoyment by all the people of the blessings of democracy."

Pursuant to this, the provincial government aims to maintain and further strengthen the entire province's safety, security and peace. The Provincial Government of Cavite enhances peace, order, and public safety of the whole society through concerted efforts of the Cavite Police Provincial Office, government agencies, private agencies, and the communities' active participation.

Police Personnel

The Cavite Police Provincial Office is the lead agency in implementing peace and order and internal security in the whole province.

As of 2021, Cavite Provincial Police is composed of a total of 2,384 police personnel consisting of 123 Police Commissioned Officers (PCOs) and 2,261 Police Non-Commissioned Officers (PNCOs).

The ideal police-to-population ratio is one policeman for every 1,000 population (1:1,000) in urban cities and municipalities. Cavite has a 2021 projected population of 4,507,288 based on the 2020 Census of Population conducted by the Philippine Statistics Authority. As a result, the province has a 1:1,891 police-to-population

ratio showing a shortage of 2,123 uniformed personnel. Based on the table, the largest shortage is observed in the City of Dasmariñas (528), followed by the City of Bacoor (494), and the City of Imus (377). In terms of ratio, Tagaytay City, Amadeo, Magallanes, Ternate, Mendez, and General Emilio Aguinaldo conform to the minimum standard of the police-to-population ratio (Table 3.85).

Crime Volume

The Republic Act No. 3815, otherwise known as the Revised Penal Code of the Philippines, serves as the fundamental law defining criminal offenses and penalties for the commission of such.

Crime volume is the total of all crimes committed in an area over time. It is the total number of index and non-index crimes. The Philippine National Police (PNP) defined index crimes as serious crimes involving crimes against persons and crimes against property. The crimes against persons include murder, homicide, physical injury, and rape, while the crimes against property include robbery, theft, carjacking/carnapping, and cattle rustling. On the other hand, non-index crimes are all other illegal acts and special law violations. It includes negligent manslaughter, non-aggravated assault, forgery and counterfeiting, fraud, embezzlement, stolen property, vandalism, weapons, prostitution, narcotic laws, gambling, and others.

Table 3.85 Number of Policemen and Policeman-to-Population Ratio by Police Unit/Station, Province of Cavite: 2021

City/Municipality	Actual Strength		Actual Total Strength	Auth Strength	Shortage	Police to Population ratio
	PCO	PNCO				
PHQ	24	189	213			
Cavite PMFC	10	211	221			
Tourist Police UNIT	3	40	43			
1st District	11	217	228	375	147	1:1,644
Cavite CCPS	4	64	68	100	32	1:1,474
Kawit MPS	2	54	56	113	57	1:2,025
Noveleta MPS	2	40	42	50	8	1:1,196
Rosario MPS	3	59	62	111	49	1:1,788
2nd District	6	179	185	679	494	1:3,670
Bacoor CCPS	6	179	185	679	494	1:3,670
3rd District	8	134	142	519	377	1:3,655
Imus CCPS	8	134	142	519	377	1:3,655
4th District	8	177	185	713	528	1:3,853
Dasmariñas CCPS	8	177	185	713	528	1:3,853
5th District	12	265	277	591	314	1:2,135
Carmona MPS	4	83	87	108	21	1:1,243
GMA MPS	3	57	60	176	116	1:2,939
Silang MPS	5	125	130	307	177	1:2,360
6th District	8	138	146	486	340	1:3,329
General Trias CCPS	8	138	146	486	340	1:3,329
7th District	13	312	325	671	346	1:2,063
Amadeo MPS	2	56	58	43	-15	1:739
Indang MPS	3	61	64	69	5	1:1,084
Tanza MPS	5	90	95	334	239	1:3,516
Trece Martires CCPS	3	105	108	224	116	1:2,077
8th District	20	399	419	474	55	1:1,131
Alfonso MPS	3	52	55	61	6	1:1,109
GEA MPS	1	30	31	24	-7	1:786
Magallanes MPS	2	33	35	24	-11	1:688
Maragondon MPS	2	37	39	41	2	1:1,060
Mendez-Nuñez MPS	3	41	44	36	-8	1:810
Naic MPS	2	65	67	174	107	1:2,596
Tagaytay CCPS	6	108	114	89	-25	1:778
Ternate MPS	1	33	34	25	-9	1:735
Total	123	2,261	2,384	4,507	2,123	1:1,891

Source: Cavite Provincial Police Office, Imus, Cavite

In the province of Cavite, crime volume was continuously increasing from 2012 to 2017. It reached its peak in 2017, which increased by 83.24 percent from 2016. However, it decreased by 56.08 percent in 2018. The largest increase was in 2008 and 2009, which rose by 544.95 percent. From 2020 to 2021, the total crime volume increased by 1,187 cases, representing 14.90 percent. Index crimes posted an increase of 104 or 8.71 percent from 2020 to 2021. On the other hand, non-index crimes increased by 1,083 or 15.99 percent.

Among the cities and municipalities in the province, the City of Bacoor had the highest number of crime incidents with 1,709, which accounted for 18.67 percent of the total crime volume, followed by the City of Dasmariñas with 1,132 crime cases or 12.37 percent, and the City of Imus with 959 or 10.48 percent of the criminal cases. Mostly populated and highly urbanized areas had the highest number of crime incidences in the province of Cavite. Meanwhile, the least number of reported crimes were in the municipalities of Magallanes and General Emilio Aguinaldo with 39 and 35 cases, respectively (Table 3.86).

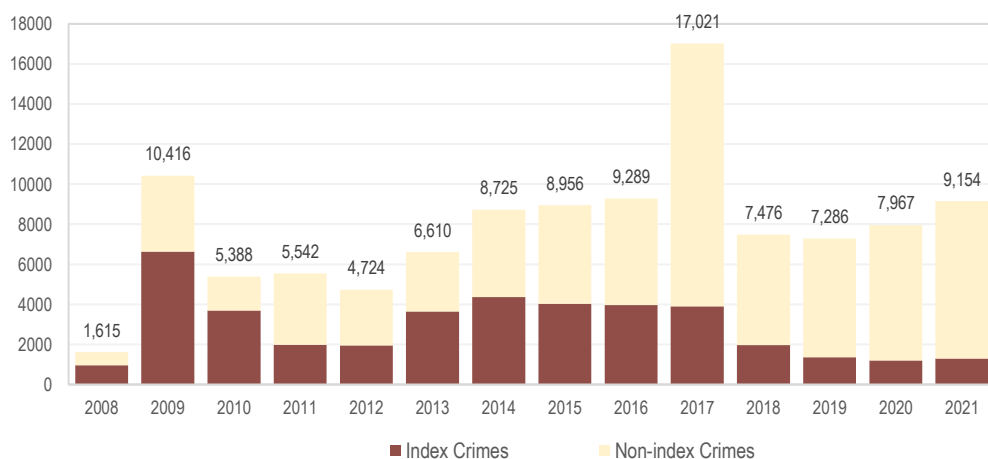


Figure 3.46 Crime Volume by type, Province of Cavite: 2008 – 2021

Table 3.86 Crime Volume by Type and City/Municipality, Province of Cavite: 2019 – 2021

City/Municipality	Index Crimes			Non-Index Crimes			Crime Volume		
	2019	2020	2021	2019	2020	2021	2019	2020	2021
1st District	98	121	113	1,268	1,209	1,128	1,366	1,330	1,241
Cavite City	17	29	32	594	593	482	611	622	514
Kawit	21	36	49	279	207	203	300	243	252
Noveleta	14	11	5	126	86	99	140	97	104
Rosario	46	45	27	269	323	344	315	368	371
2nd District	267	253	251	978	1,166	1,458	1,245	1,419	1,709
City of Bacoor	267	253	251	978	1,166	1,458	1,245	1,419	1,709
3rd District	172	162	178	255	610	781	427	772	959
City of Imus	172	162	178	255	610	781	427	772	959
4th District	274	227	229	1,052	904	903	1,326	1,131	1,132
City of Dasmariñas	274	227	229	1,052	904	903	1,326	1,131	1,132
5th District	93	107	140	751	784	913	844	891	1,053
Carmona	15	21	27	81	147	137	96	168	164
General Mariano Alvarez	42	25	18	314	268	388	356	293	406
Silang	36	61	95	356	369	388	392	430	483
6th District	154	86	104	586	537	626	740	623	730
City of General Trias	154	86	104	586	537	626	740	623	730
7th District	155	138	162	524	787	1,045	679	925	1,207
Amadeo	15	7	20	19	73	58	34	80	78
Indang	14	11	16	73	132	153	87	143	169
Tanza	56	64	59	274	324	551	330	388	610
Trece Martires City	70	56	67	158	258	283	228	314	350
8th District	153	100	121	506	776	1,002	659	876	1,123
Alfonso	7	12	15	54	126	149	61	138	164
General Emilio Aguinaldo	7	6	6	15	36	29	22	42	35
Magallanes	3	2	5	26	44	34	29	46	39
Maragondon	5	10	10	8	89	68	13	99	78
Mendez-Nuñez	5	7	3	49	34	83	54	41	86
Naic	55	27	29	211	227	406	266	254	435
Tagaytay City	70	28	46	101	157	177	171	185	223
Ternate	1	8	7	42	63	56	43	71	63
Total	1,366	1,194	1,298	5,920	6,773	7,856	7,286	7,967	9,154

Note: 9,154 is the total of the index and non-index crime as defined above; 17,235 is the total crime volume including traffic crimes

Source: Cavite Provincial Police Office, Imus, Cavite

Average Monthly Crime Rate

The average monthly crime rate (AMCR) in the province increasing over the years. The highest AMCR was in 2017 reaching 36.02. The AMCR increased by 77.09 percent from 2016. However, the figure decreased by 57.55 percent in 2018. AMCR gradually increased by 10.73 percent from 2020 to 2021.

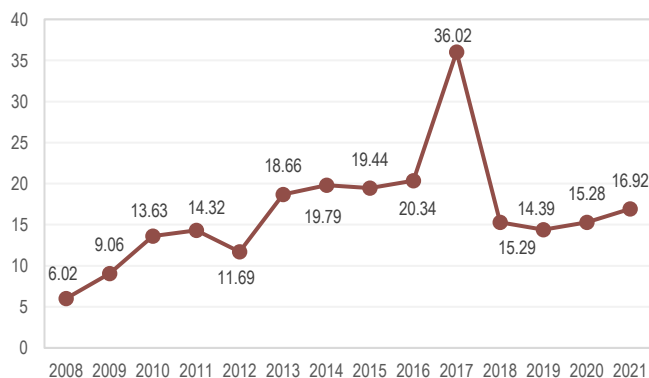


Figure 3.47 Average Monthly Crime Rate, Province of Cavite: 2008 – 2021

AMCR in 2021 was posted at 16.92. It means that for every 100,000 people, there are around 17 incidents of crime every month. This result indicates that the peace and order situation in the province is considered manageable. It is a positive indication that members of the police force are effectively acting against major crimes that have occurred

in the province by reporting everything. The highest AMCR is registered at Cavite City with a rate of 42.73. The City of Dasmariñas is considered one of the most populous cities in the province but shows a low average monthly crime rate of 13.23. It indicates that the City Police Stations are efficient and effective in maintaining the state of peace and order in their area of jurisdiction.

Urbanized municipalities and cities have more manageable peace and order situations, as reflected by their AMCR. We can also conclude that the poverty that the people of Cavite experienced during the pandemic brought these large numbers of crime rates. Statistics are deceiving due to higher crime rates. It can mean higher efficiency for the police force.

Table 3.87 Average Monthly Crime Rate by City/Municipality, Province of Cavite: 2017-2021

City/ Municipality	AMCR (%)				
	2017	2018	2019	2020	2021
1st District					
Cavite City	41.48	41.75	48.91	51.49	42.73
Kawit	41.69	25.97	28.50	18.83	18.51
Noveleta	59.77	32.53	23.67	16.35	17.25
Rosario	18.12	18.52	20.64	27.68	27.90
2nd District					
City of Bacoor	29.40	15.06	15.48	17.79	20.98
3rd District					
City of Imus	37.97	13.50	7.06	12.95	15.40
4th District					
City of Dasmariñas	19.67	12.47	15.13	13.40	13.23

City/ Municipality	AMCR (%)				
	2017	2018	2019	2020	2021
5th District					
Carmona	66.69	8.16	6.71	13.18	12.63
Gen. Mariano Alvarez	19.96	18.13	17.54	14.16	19.19
Silang	57.45	15.85	11.74	12.12	13.12
6th District					
City of Gen. Trias	52.79	12.35	16.14	11.52	12.52
7th District					
Amadeo	21.80	11.17	6.88	15.91	15.17
Indang	48.13	17.23	10.59	17.35	20.30
Tanza	14.51	12.16	10.59	10.36	15.22
Trece Martires City	43.31	10.53	9.01	12.43	13.00
8th District					
Alfonso	37.48	22.15	9.33	19.39	22.40
Gen. Emilio Aguinaldo	32.54	15.06	6.88	14.60	11.97
Magallanes	31.80	9.88	10.10	16.07	13.49
Maragondon	13.35	11.91	2.73	20.28	15.72
Mendez	51.42	14.49	13.24	9.80	20.12
Naic	15.18	17.52	16.63	13.15	20.84
Tagaytay City	172.86	19.05	18.03	18.07	20.96
Ternate	60.77	33.08	13.47	24.00	21.02
Total	36.02	15.29	14.39	15.28	16.92

Source: Cavite Provincial Police Office, City of Imus, Cavite

Crime Solution Efficiency and Crime Clearance Efficiency

Crime solution efficiency (CSE) is the percentage of solved cases out of the total number of crime incidents for a given period while crime clearance efficiency (CCE) is the percentage of cleared cases out of the total number of crime incidents.

A criminal case is considered solved when the offender has been identified, taken into custody, and charged before the prosecutor's office based on sufficient evidence against the accused. It can also be solved when some elements beyond police control prevent the arrest of the offender. It can be when the victim refuses to prosecute after the offender is identified, dies, or absconds.

On the other hand, a criminal case is considered cleared if the offender has been identified, and a criminal complaint has been filed against the offender, regardless of whether the offender was arrested or not.

For the year 2021, Cavite has a total crime solution efficiency and total crime clearance efficiency of 87.22 percent and 94.88 percent, respectively. General Mariano Alvarez has the highest crime solution efficiency in the province with 97.21 percent. Carmona (96.60%), Noveleta (96.43%), Magallanes (95.35%), municipalities of Alfonso and Mendez-Nuñez both with 94.89 percent, and Tanza (94.58%) followed.

Despite the shortage of police personnel, crime solution efficiencies in all cities and municipalities in the province are high, which means that more cases are solved out of reported crime incidents.

The volume of crimes considered in identifying the crime solution and clearance efficiency includes the road crash incidents in 2021, thus the difference with the aforementioned crime volume.

Table 3.88 Crime Solution Efficiency (CSE) and Crime Clearance Efficiency (CCE) by City/Municipality, Province of Cavite: 2021

City/Municipality	Total Crime				CSE	CCE
	Volume	Cleared	Solved	Unsolved		
1st District						
Cavite City	560	88	472	0	84.29	100.00
Kawit	340	45	285	10	83.82	97.06
Noveleta	140	4	135	1	96.43	99.29
Rosario	423	32	391	0	92.43	100.00
2nd District						
City of Bacoor	4,071	131	3,560	380	87.45	90.67
3rd District						
City of Imus	2,828	262	2,412	154	85.29	94.55
4th District						
City of Dasmariñas	1,170	236	921	13	78.72	98.89
5th District						
Carmona	206	7	199	0	96.60	100.00
General Mariano Alvarez	430	8	418	4	97.21	99.07
Silang	1,519	85	1,412	22	92.96	98.55
6th District						
City of General Trias	1,339	131	939	269	70.13	79.91
7th District						
Amadeo	92	13	78	1	84.78	98.91
Indang	343	28	313	2	91.25	99.42
Tanza	794	42	751	1	94.58	99.87
Trece Martires City	880	74	799	7	90.80	99.20
8th District						
Alfonso	176	9	167	0	94.89	100.00
General Emilio Aguinaldo	63	5	58	0	92.06	100.00
Magallanes	43	2	41	0	95.35	100.00
Maragondon	79	12	67	0	84.81	100.00
Mendez-Nuñez	137	6	130	1	94.89	99.27
Naic	465	37	428	0	92.04	100.00
Tagaytay City	1,068	58	992	18	92.88	98.31
Ternate	69	4	65	0	94.20	100.00
Total	17,235	1,319	15,033	883	87.22	94.88

Note: Crime volume includes road crash incidents, thus different from the previous value in Table 3.86

Source: Cavite Provincial Police Office, City of Imus, Cavite

Index Crimes

Index crimes include crimes against a person (murder, homicide, physical injury, and rape) and crimes against property (robbery, theft, carnapping, and RA 533).

A total of 595 cases have been recorded under Crime Against Persons (CAPER), which were categorized into five. These categories are rape with 307 cases, which holds the highest number of cases covering 51.60 percent; murder with a total of 147 cases (24.71%); physical injuries with 119 cases (20.00%), and 22 homicide cases (3.70%).

Crimes against property totaled 703 cases, of which most were theft cases, with a total of 459 (65.29%). The 170 incidents are robbery cases (24.18%), 58 cases are motorcycle carnapping incidents (8.25%), and 16 cases of

motor vehicle carnapping incidents (2.28%), were recorded in 2021.

The City of Dasmariñas registered the highest incidents in all crimes against a person, with 122 incidents. The City of Bacoor has the highest crime against property, with 194 incidents. It is due to the increasing migration of people from nearby provinces and the development of business and commercial establishments in these areas.

Among crimes against a person, rape is the most unrestrained, while theft is the most extensive in crimes against property. Urbanization is taking its toll when it comes to maintaining peace and order.

Table 3.89 Number of Crime against Persons under Index Crimes by City/Municipality, Province of Cavite: 2021

City/Municipality	Crime Against Persons					Crime Against Property					Index Crimes
	Murder	Homicide	Physical Injury	Rape	Total	Robbery	Theft	Motor Vehicle	Motorcycle	Total	
1st District	8	0	20	27	55	10	45	1	2	58	113
Cavite City	1	0	9	11	21	3	8	0	0	11	32
Kawit	4	0	7	6	17	3	27	1	1	32	49
Noveleta	2	0	0	1	3	1	1	0	0	2	5
Rosario	1	0	4	9	14	3	9	0	1	13	27
2nd District	19	2	8	28	57	58	107	5	24	194	251
City of Bacoor	19	2	8	28	57	58	107	5	24	194	251
3rd District	11	1	31	30	73	15	86	1	3	105	178
City of Imus	11	1	31	30	73	15	86	1	3	105	178
4th District	28	3	7	84	122	26	71	5	5	107	229
City of Dasmariñas	28	3	7	84	122	26	71	5	5	107	229
5th District	22	3	4	35	64	17	53	1	5	76	140
Carmona	5	0	3	3	11	3	13	0	0	16	27
General Mariano Alvarez	3	1	0	2	6	0	11	0	1	12	18
Silang	14	2	1	30	47	14	29	1	4	48	95
6th District	12	2	3	36	53	14	34	0	3	51	104
City of General Trias	12	2	3	36	53	14	34	0	3	51	104
7th District	25	4	28	26	83	18	44	2	15	79	162
Amadeo	5	0	1	2	8	5	7	0	0	12	20
Indang	7	0	3	5	15	0	1	0	0	1	16
Tanza	7	2	7	12	28	8	15	2	6	31	59
Trece Martires City	6	2	17	7	32	5	21	0	9	35	67
8th District	22	7	18	41	88	12	19	1	1	33	121
Alfonso	3	1	0	8	12	1	1	0	1	3	15
General Emilio Aguinaldo	0	2	1	3	6	0	0	0	0	0	6
Magallanes	1	0	0	1	2	2	1	0	0	3	5
Maragondon	7	0	0	3	10	0	0	0	0	0	10
Mendez-Nuñez	0	0	0	1	1	1	1	0	0	2	3
Naic	6	4	4	12	26	2	1	0	0	3	29
Tagaytay City	5	0	11	8	24	6	15	1	0	22	46
Ternate	0	0	2	5	7	0	0	0	0	0	7
Total	147	22	119	307	595	170	459	16	58	703	1,298

Source: Cavite Provincial Police Office, Imus, Cavite

Crime Operations

Road Crash Incidents

Accidents happen anytime and anywhere, but the road is among the most common places where they happen. According to the World Health Organization (WHO), road accidents are the 14th leading cause of death in the Philippines. Here are the five most common causes of road/vehicular accidents in the Philippines: over speeding,

driving under the influence of alcohol, bad overtaking, improper turning, and jaywalking.

Road crash incidents are significantly increasing in the province. It may be related to the continuous urbanization in the province which creates more traffic in the province. Moreover, the province has traffic equipment that improves the catch rate of vehicular accidents happening

in the province. From 2017 to 2021, a total of 38,685 road crash incidents were recorded in the province.

In 2021, road crash incidents in Cavite totaled 8,081 cases, which are composed of 6,084 Reckless Imprudence Resulting (RIR) in Damage to Property cases (75.29%), 183 RIR in Homicide cases (2.26%), and 1,814 RIR in Physical Injury cases (22.45%).

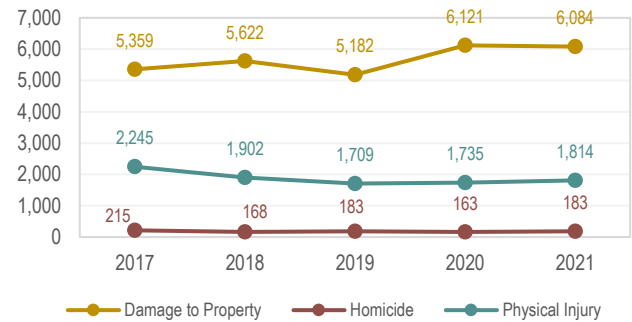


Figure 3.48 Road Crash Incidents by type, Province of Cavite: 2017 – 2021

Table 3.90 Number of Road Crash Incidents by City/Municipality (RIR Damage to Property – RIR in Homicide) 2017-2021

City/Municipality	RIR Damage to Property					RIR in Homicide				
	2017	2018	2019	2020	2021	2017	2018	2019	2020	2021
1st District	146	175	248	171	127	18	15	12	18	20
Cavite City	60	23	6	11	31	3	6	0	2	3
Kawit	17	9	27	52	39	10	5	8	8	12
Noveleta	69	142	211	106	21	4	4	3	5	3
Rosario	0	1	4	2	36	1	0	1	3	2
2nd District	550	1,493	1,026	1,644	1,906	28	26	24	17	22
City of Bacoor	550	1,493	1,026	1,644	1,906	28	26	24	17	22
3rd District	904	774	124	1,467	1,414	22	11	9	14	12
City of Imus	904	774	124	1,467	1,414	22	11	9	14	12
4th District	29	3	8	20	12	25	21	23	19	16
City of Dasmarinañas	29	3	8	20	12	25	21	23	19	16
5th District	1,361	1,128	1,299	861	801	34	36	44	22	42
Carmona	534	241	285	278	17	7	8	13	9	13
General Mariano Alvarez	4	2	8	3	10	6	5	8	0	4
Silang	823	885	1,006	580	774	21	23	23	13	25
6th District	885	506	430	429	418	26	17	16	20	22
City of General Trias	885	506	430	429	418	26	17	16	20	22
7th District	375	444	655	772	665	32	22	25	27	26
Amadeo	11	26	38	7	7	5	3	8	3	4
Indang	146	148	113	108	120	9	5	2	2	2
Tanza	12	4	107	294	137	10	6	7	17	11
Trece Martires City	206	266	397	363	401	8	8	8	5	9
8th District	1,109	1,099	1,392	757	741	30	20	30	26	23
Alfonso	31	2	12	0	5	7	2	3	3	4
General Emilio Aguinaldo	20	18	4	7	16	2	1	0	1	0
Magallanes	17	1	1	0	1	1	2	2	0	0
Maragondon	2	0	0	0	0	0	0	1	3	1
Mendez-Nuñez	71	31	5	28	38	1	0	1	2	0
Naic	0	1	4	3	9	6	3	8	8	10
Tagaytay City	952	1,043	1,363	719	669	13	7	13	8	7
Ternate	16	3	3	0	3	0	5	2	1	1
Total	5,359	5,622	5,182	6,121	6,084	215	168	183	163	183

Source: Cavite Provincial Police Office, Imus, Cavite

Table 3.91 Number of Road Crash Accidents by City/Municipality (RIR in Physical Injury), 2017-2021

City/Municipality	RIR in Physical Injury					Total Road Crash Incidents				
	2017	2018	2019	2020	2021	2017	2018	2019	2020	2021
1st District	95	125	117	90	75	259	315	377	279	222
Cavite City	34	16	6	3	12	97	45	12	16	46
Kawit	29	38	18	40	37	56	52	53	100	88
Noveleta	28	69	88	45	12	101	215	302	156	36
Rosario	4	2	5	2	14	5	3	10	7	52
2nd District	163	299	252	299	434	741	1,818	1,302	1,960	2,362
City of Bacoor	163	299	252	299	434	741	1,818	1,302	1,960	2,362
3rd District	238	179	73	433	443	1,164	964	206	1,914	1,869
City of Imus	238	179	73	433	443	1,164	964	206	1,914	1,869
4th District	38	31	25	27	10	92	55	56	66	38
City of Dasmarinañas	38	31	25	27	10	92	55	56	66	38
5th District	505	454	440	274	259	1,900	1,618	1,783	1,157	1,102
Carmona	149	78	73	55	12	690	327	371	342	42
General Mariano Alvarez	14	10	8	1	10	24	17	24	4	24
Silang	342	366	359	218	237	1,186	1,274	1,388	811	1,036
6th District	542	317	213	183	169	1,453	840	659	632	609
City of General Trias	542	317	213	183	169	1,453	840	659	632	609

City/Municipality	RIR in Physical Injury					Total Road Crash Incidents				
	2017	2018	2019	2020	2021	2017	2018	2019	2020	2021
7th District	234	231	217	206	211	641	697	897	1,005	902
Amadeo	20	29	27	5	3	36	58	73	15	14
Indang	59	76	54	37	52	214	229	169	147	174
Tanza	23	3	37	80	36	45	13	151	391	184
Trece Martires City	132	123	99	84	120	346	397	504	452	530
8th District	430	266	372	223	213	1,569	1,385	1,794	1,006	977
Alfonso	33	5	8	2	3	71	9	23	5	12
General Emilio Aguinaldo	24	10	7	11	12	46	29	11	19	28
Magallanes	27	3	5	0	3	45	6	8	0	4
Maragondon	1	1	0	2	0	3	1	1	5	1
Mendez-Nuñez	26	17	4	15	13	98	48	10	45	51
Naic	3	1	3	4	11	9	5	15	15	30
Tagaytay City	287	226	342	188	169	1,252	1,276	1,718	915	845
Ternate	29	3	3	1	2	45	11	8	2	6
Total	2,245	1,902	1,709	1,735	1,814	7,819	7,692	7,074	8,019	8,081

Source: Cavite Provincial Police Office, Imus, Cavite

Anti-Drug Operation

The Philippines Drug War is the anti-drug policy and actions of the Philippine government under President Rodrigo Duterte, who assumed office on June 30, 2016. According to former Philippine National Police Chief and Senator Ronald Bato dela Rosa, the policy is aimed at “the neutralization of illegal drug personalities nationwide”.

In 2017, there were 2,314 drug operations handled, 4,380 were arrested composed of 1,997 users (45.59%) and 2,383 pushers (54.41%), 33 were killed wherein 4 are users (12.12%) and 29 are pushers (87.88%), 17,432.28 grams of shabu and 3,811.81 grams of marijuana were confiscated.

In 2018, there were 2,985 drug operations handled, 5,555 were arrested composed of 2,162 users (38.92%) and 3,393 pushers (61.08%), 91 were killed composed of 17 users (18.68%) and 74 pushers (81.32%), 10,476.87 grams of shabu, 9,818.75 grams of marijuana, 4,032.14 grams of cocaine, 2 liters of ecstasy, and 10 pieces of valium were confiscated.

In 2019, there were 3,715 drug operations handled, 7,807 were arrested composed of 1,664 users (21.31%) and 6,143 pushers (78.69%), 44 were killed composed of 6 users (13.64%) and 38 pushers (86.36%), 331,432.20 grams of shabu, 24,642.11 grams of marijuana, 3 grams of cocaine, and 10 liters of ecstasy were confiscated.

In 2020, there were 3,571 drug operations handled, 6,384 were arrested composed of 1,309 users (20.50%) and 5,075 pushers (79.50%), 57 were killed which were composed of 3 users (5.26%), and 54 pushers (94.74%), 435,969.69 grams of shabu, 46,170.22 grams of marijuana, and 100 liters of ecstasy were confiscated.

In 2021, there were 4,191 drug operations handled, 6,810 were arrested composed of 545 users (8.00%) and 6,265 pushers (92.00%), 43 were killed which were composed of 1 user (2.33%) and 42 pushers (97.67%), 7,998.19 grams and 16,695.18 sachets of shabu, 29,972.50 grams and 1,383.00 sachets of marijuana were confiscated.

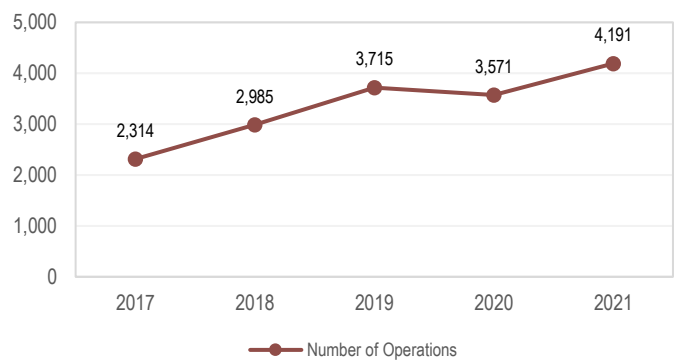


Figure 3.49 Number of Anti-Drug Operations, Province of Cavite: 2017 – 2021

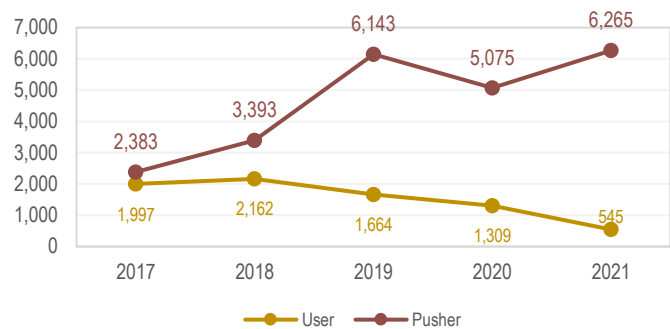


Figure 3.50 Number of Arrested Personalities, Province of Cavite: 2017 – 2021

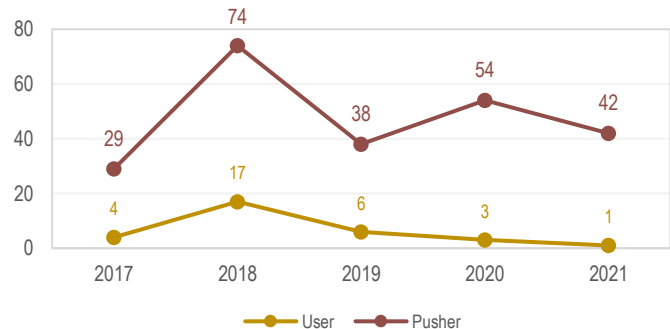


Figure 3.51 Number of Killed Personalities, Province of Cavite: 2017 – 2021

Table 3.92 Number of Raids, Persons Arrested, and Confiscated Drugs on Drug Incidents by City/Municipality, 2017

City/Municipality	Number of Operation	Arrested			Killed			Confiscated Drugs (grams)	
		User	Pusher	Total	User	Pusher	Total	Shabu	Marijuana
PDEU	0	0	0	0	0	0	0	1,193.15	1,001.74
1st District	570	361	544	905	1	14	15	356.61	880.63
Cavite City	131	101	111	212	0	1	1	164.66	43.59
Kawit	163	134	154	288	0	2	2	86.44	817.60
Noveleta	170	62	167	229	1	0	1	77.84	17.64
Rosario	106	64	112	176	0	11	11	27.67	1.80
2nd District	262	508	284	792	2	0	2	11,334.44	789.93
City of Bacoor	262	508	284	792	2	0	2	11,334.44	789.93
3rd District	184	200	352	552	0	1	1	1,030.87	917.66
City of Imus	184	200	352	552	0	1	1	1,030.87	917.66
4th District	255	295	181	476	0	5	5	2,472.40	204.04
City of Dasmaríñas	255	295	181	476	0	5	5	2,472.40	204.04
5th District	313	215	395	610	0	3	3	319.51	9.43
Carmona	31	21	22	43	0	0	0	4.57	0.03
General Mariano Alvarez	117	94	182	276	0	1	1	270.64	3.76
Silang	165	100	191	291	0	2	2	44.30	5.64
6th District	111	118	98	216	0	0	0	317.52	0
City of General Trias	111	118	98	216	0	0	0	317.52	0
7th District	276	168	224	392	1	0	1	275.92	2.03
Amadeo	29	22	2	24	0	0	0	2.63	0
Indang	46	30	17	47	0	0	0	2.52	0
Tanza	104	68	121	189	1	0	1	146.46	0
Trece Martires City	97	48	84	132	0	0	0	124.31	2.03
8th District	343	132	305	437	0	6	6	131.86	6.35
Alfonso	59	25	43	68	0	5	5	8.81	0
General Emilio Aguinaldo	12	3	7	10	0	0	0	0.77	0
Magallanes	14	5	9	14	0	0	0	6.51	0
Maragondon	26	6	23	29	0	0	0	16.05	0
Mendez-Nuñez	45	23	41	64	0	0	0	8.09	1.31
Naic	95	35	95	130	0	1	1	63.76	0
Tagaytay City	39	20	26	46	0	0	0	6.86	1.88
Ternate	53	15	61	76	0	0	0	21.01	3.16
Total	2,314	1,997	2,383	4,380	4	29	33	17,432.28	3,811.81

Source: Cavite Provincial Police Office, Imus, Cavite

Table 3.93 Number of Raids, Persons Arrested, and Confiscated Drugs on Drug Incidents by City/Municipality, 2018

City/Municipality	No. of Ops.	Arrested			Killed			Confiscated Drugs				
		User	Pusher	Total	User	Pusher	Total	Shabu (Grams)	Marijuana (Grams)	Cocaine (Grams)	Ecstasy (Liter)	Valium (Pieces)
PDEU	79	84	95	179	0	4	4	906.12	927.36	0	0	0
1st District	725	310	659	969	1	16	17	221.13	325.44	0	0	10
Cavite City	315	145	245	390	1	8	9	118.97	256.03	0	0	10
Kawit	166	85	210	295	0	6	6	33.48	19.86	0	0	0
Noveleta	103	30	90	120	0	2	2	15.04	0.21	0	0	0
Rosario	141	50	114	164	0	0	0	53.64	49.34	0	0	0
2nd District	322	568	430	998	7	8	15	4,354.99	1,031.84	4,012.14	0	0
City of Bacoor	322	568	430	998	7	8	15	4,354.99	1,031.84	4,012.14	0	0
3rd District	196	209	331	540	1	6	7	337.24	171.14	0	0	0
City of Imus	196	209	331	540	1	6	7	337.24	171.14	0	0	0
4th District	270	174	473	647	1	5	6	2,332.54	44.59	0	0	0
City of Dasmaríñas	270	174	473	647	1	5	6	2,332.54	44.59	0	0	0
5th District	431	179	454	633	3	8	11	82.01	7.35	0	0	0
Carmona	49	10	47	57	0	0	0	2.11	0.13	0	0	0
General Mariano Alvarez	179	78	228	306	2	5	7	56.25	0.39	0	0	0
Silang	203	91	179	270	1	3	4	23.65	6.83	0	0	0
6th District	185	150	301	451	0	8	8	1,961.91	19.30	0	0	0
City of General Trias	185	150	301	451	0	8	8	1,961.91	19.30	0	0	0
7th District	377	307	360	667	2	13	15	241.85	6,265.96	20	2	0
Amadeo	33	32	2	34	0	0	0	1.12	0.03	0	0	0
Indang	69	28	49	77	0	3	3	5.16	0	0	0	0
Tanza	207	231	237	468	2	8	10	124.92	6,012.63	20	2	0
Trece Martires City	68	16	72	88	0	2	2	110.65	253.30	0	0	0
8th District	400	181	290	471	2	6	8	39.08	1,025.77	0	0	0
Alfonso	72	32	54	86	0	0	0	5.12	0	0	0	0
General Emilio Aguinaldo	21	13	6	19	0	0	0	0.96	0	0	0	0
Magallanes	9	3	6	9	0	0	0	2.13	0	0	0	0
Maragondon	24	2	22	24	0	0	0	1.35	3.06	0	0	0
Mendez-Nuñez	29	21	10	31	0	1	1	2.26	18	0	0	0
Naic	159	63	146	209	0	4	4	17.25	0.60	0	0	0
Tagaytay City	33	22	12	34	2	0	2	3.95	1.12	0	0	0
Ternate	53	25	34	59	0	1	1	6.06	1,002.99	0	0	0
Total	2,985	2,162	3,393	5,555	17	74	91	10,476.87	9,818.75	4,032.14	2	10

Source: Cavite Provincial Police Office, Imus, Cavite

Table 3.94 Number of Raids, Persons Arrested, and Confiscated Drugs on Drug Incidents by City/Municipality, 2019

City/Municipality	No. of Ops.	Arrested			Killed			Confiscated Drugs			
		User	Pusher	Total	User	Pusher	Total	Shabu (Grams)	Marijuana (Grams)	Cocaine (Grams)	Ecstasy (Liter)
PDEU	155	24	256	280	0	0	0	4,027.29	774.06	3	10
1st District	971	192	1,303	1,495	0	9	9	330.28	104.83	0	0
Cavite City	493	41	534	575	0	5	5	187.90	3.24	0	0
Kawit	191	14	385	399	0	0	0	22.18	0.28	0	0
Noveleta	83	9	136	145	0	0	0	10.65	7.18	0	0
Rosario	204	128	248	376	0	4	4	109.55	94.13	0	0
2nd District	480	610	725	1,335	1	7	8	4,390.07	1,200.39	0	0
City of Bacoor	480	610	725	1,335	1	7	8	4,390.07	1,200.39	0	0
3rd District	295	195	658	853	2	3	5	9,065.37	1,669.20	0	0
City of Imus	295	195	658	853	2	3	5	9,065.37	1,669.20	0	0
4th District	399	14	1,114	1,128	2	2	4	37,727.25	4,954.58	0	0
City of Dasmariñas	399	14	1,114	1,128	2	2	4	37,727.25	4,954.58	0	0
5th District	538	110	797	907	0	6	6	134.02	317.68	0	0
Carmona	61	12	74	86	0	0	0	5.15	0.12	0	0
General Mariano Alvarez	225	27	334	361	0	2	2	109	314.21	0	0
Silang	252	71	389	460	0	4	4	19.87	3.35	0	0
6th District	312	166	526	692	0	7	7	1,614.48	112.85	0	0
City of General Trias	312	166	526	692	0	7	7	1,614.48	112.85	0	0
7th District	334	286	469	755	1	4	5	274,083.62	15,277.87	0	0
Amadeo	5	5	0	5	0	0	0	0.15	0	0	0
Indang	52	17	42	59	1	1	2	6.77	1.03	0	0
Tanza	159	244	254	498	0	3	3	274,032.17	15,166.50	0	0
Trece Martires City	118	20	173	193	0	0	0	44.53	110.34	0	0
8th District	231	67	295	362	0	0	0	59.82	230.65	0	0
Alfonso	27	5	27	32	0	0	0	1.95	0.03	0	0
General Emilio Aguinaldo	4	2	2	4	0	0	0	1.12	0.06	0	0
Magallanes	4	0	7	7	0	0	0	5.21	0	0	0
Maragondon	13	2	13	15	0	0	0	0.93	0	0	0
Mendez-Nuñez	26	13	27	40	0	0	0	5.91	0.12	0	0
Naic	116	28	172	200	0	0	0	29.30	209.54	0	0
Tagaytay City	20	5	20	25	0	0	0	14.28	0.39	0	0
Ternate	21	12	27	39	0	0	0	1.12	20.51	0	0
Total	3,715	1,664	6,143	7,807	6	38	44	331,432.20	24,642.11	3	10

Source: Cavite Provincial Police Office, Imus, Cavite

Table 3.95 Number of Raids, Persons Arrested, and Confiscated Drugs on Drug Incidents by City/Municipality, 2020

City/Municipality	No. of Ops.	Arrested			Killed			Confiscated Drugs			
		User	Pusher	Total	User	Pusher	Total	Shabu (Grams)	Marijuana (Grams)	Cocaine (Grams)	Ecstasy (Liter)
PDEU	91	33	125	158	0	3	3	377,665.93	708.98	0	0
1st District	824	148	1,020	1,168	0	11	11	1,700.25	560.15	0	0
Cavite City	442	48	531	579	0	3	3	314.78	249.87	0	0
Kawit	146	19	206	225	0	1	1	223.29	155.74	0	0
Noveleta	63	12	71	83	0	0	0	11.74	2.69	0	0
Rosario	173	69	212	281	0	7	7	1,150.44	151.85	0	0
2nd District	372	412	508	920	1	8	9	38,570.25	1,404.33	100	100
City of Bacoor	372	412	508	920	1	8	9	38,570.25	1,404.33	100	100
3rd District	263	119	528	647	0	3	3	2,249.59	273.90	0	0
City of Imus	263	119	528	647	0	3	3	2,249.59	273.90	0	0
4th District	340	77	583	660	2	9	11	12,584.39	3,360.96	0	0
City of Dasmariñas	340	77	583	660	2	9	11	12,584.39	3,360.96	0	0
5th District	456	161	721	882	0	5	5	708.43	37,631.71	0	0
Carmona	92	17	110	127	0	0	0	36.02	6.83	0	0
General Mariano Alvarez	198	122	371	493	0	2	2	587.61	3,590.55	0	0
Silang	166	22	240	262	0	3	3	84.80	34,034.33	0	0
6th District	291	179	407	586	0	6	6	822.17	680.01	0	0
City of General Trias	291	179	407	586	0	6	6	822.17	680.01	0	0
7th District	433	125	570	695	0	4	4	481.23	775.09	0	0
Amadeo	31	0	33	33	0	0	0	22.45	0	0	0
Indang	80	12	85	97	0	0	0	34.43	24.39	0	0
Tanza	171	101	249	350	0	4	4	392.26	5.41	0	0
Trece Martires City	151	12	203	215	0	0	0	32.09	745.29	0	0
8th District	501	55	613	668	0	5	5	1,187.45	775.09	0	0
Alfonso	93	8	96	104	0	1	1	23.17	2.39	0	0
General Emilio Aguinaldo	25	2	25	27	0	0	0	2.24	8.19	0	0
Magallanes	33	0	39	39	0	0	0	6	708.96	0	0
Maragondon	69	3	73	76	0	0	0	5.74	1.48	0	0
Mendez-Nuñez	16	2	21	23	0	0	0	31.33	0	0	0
Naic	147	25	237	262	0	4	4	85.73	49.04	0	0
Tagaytay City	84	15	87	102	0	0	0	1,026.67	0.03	0	0
Ternate	34	0	35	35	0	0	0	6.57	5	0	0
Total	3,571	1,309	5,075	6,384	3	54	57	435,969.69	46,170.22	100	100

Source: Cavite Provincial Police Office, Imus, Cavite

Table 3.96 Number of Raids, Persons Arrested, and Confiscated Drugs on Drug Incidents by City/Municipality, 2021

City/Municipality	No. of Ops.	Arrested			Killed			Confiscated Drugs			
		User	Pusher	Total	User	Pusher	Total	Shabu (Grams)	Marijuana (Sachet)	(Grams)	(Sachet)
OPD/PDET	73	8	152	160	0	0	0	781.96	317.00	428.77	12
MPU	4	4	0	4	0	0	0	0.00	0.00	0	0
CPMFC	4	3	1	4	0	0	0	0.00	0.00	0	0
1st District	765	106	1,028	1,134	0	5	5	464.69	2181	375.51	174
Cavite City	352	52	487	539	0	0	0	244.11	754.00	211.05	37
Kawit	127	11	168	179	0	0	0	155.49	475	6.88	7.00
Noveleta	67	6	70	76	0	0	0	16.89	376	6.54	3
Rosario	219	37	303	340	0	5	5	48.20	576.00	151.04	127
2nd District	444	195	897	1,092	0	9	9	3,530.89	4,248.18	17,144.35	186.00
City of Bacoor	444	195	897	1092	0	9	9	3,530.89	4,248.18	17,144.35	186.00
3rd District	323	40	583	623	0	3	3	153.70	1,036.00	2,866.30	167.00
City of Imus	323	40	583	623	0	3	3	153.70	1,036.00	2,866.30	167.00
4th District	387	20	729	749	0	2	2	1,066.40	1,718.00	533.48	104.00
City of Dasmariñas	387	20	729	749	0	2	2	1,066.40	1,718.00	533.48	104.00
5th District	590	76	725	801	0	5	5	531.91	1,534	6,354.93	129.00
Carmona	108	13	113	126	0	0	0	23.98	302	34.08	33.00
Gen. Mariano Alvarez	262	20	356	376	0	5	5	452.96	868	6,257.92	72.00
Silang	220	43	256	299	0	0	0	54.97	364.00	62.93	24.00
6th District	335	35	513	548	0	4	4	979.79	1499	379.78	89.00
City of General Trias	335	35	513	548	0	4	4	979.79	1499	379.78	89.00
7th District	604	29	847	876	0	4	4	215.64	1189	1,613.41	190.00
Amadeo	38	2	39	41	0	0	0	6.01	123	0	0
Indang	99	6	101	107	0	1	1	25.06	141	103.35	34
Tanza	310	17	460	477	0	3	3	132.01	622	323.86	73
Trece Martires City	157	4	247	251	0	0	0	52.56	303	1,186.20	83.00
8th District	662	29	790	819	1	10	11	273.20	2,973.00	275.973	332
Alfonso	114	3	115	118	0	1	1	42.58	504	85.75	114
General Emilio Aguinaldo	17	2	16	18	0	0	0	3.12	33	4.49	4
Magallanes	29	0	32	32	0	0	0	4.44	53	7.42	7
Maragondon	50	0	50	50	0	0	0	6.17	61	7.92	9
Mendez-Nuñez	54	3	53	56	0	0	0	29.42	106	27.54	14
Naic	267	11	385	396	1	9	10	164.74	1,862.00	94.83	130.00
Tagaytay City	97	9	100	109	0	0	0	18.29	220.00	26.69	36
Ternate	34	1	39	40	0	0	0	4.44	134	21.33	18
Total	4,191	545	6,265	6,810	1	42	43	7,998.19	16,695.18	29,972.50	1,383.00

Note: OPD-PDET – Office of the Provincial Director / Provincial Drug Enforcement Team; MPU – Mobile Patrol Unit; CPMFC – Cavite Provincial Mobile Force Company
Source: Cavite Provincial Police Office, Imus, Cavite

Fire Protection Services

The Cavite Bureau of Fire Protection, under the Bureau of Fire Protection, is the agency responsible for the prevention and suppression of all destructive fires on buildings, houses, and other structures, forest, land vehicles and equipment, ships or vessels docked at piers or wharves or anchored in major seaports, petroleum industry installations, plane crashes, and other similar incidents, as well as the enforcement of the Fire Code and other related laws.

Fire Personnel and Equipment

The Cavite Bureau of Fire Protection has 508 fire personnel composed of 17 fire officers, 489 non-officers, and 2 non-uniformed personnel. The respective cities and municipalities where they are assigned or designated provide and pay the city and municipality fire personnel. Officers were stationed only in the Office of the Provincial Director and 16 fire stations, while the rest were headed and manned by non-officers (Table 3.97).

In 2021, the fireman-to-population ratio of the province was 1:8,873. Based on the ideal and internationally

accepted ratio of one fireman per two thousand inhabitants (1:2,000), Cavite is short of 1,771 firemen. At the city/municipality level, every city and municipality also has a deficit of fire personnel, considering their respective projected populations. It resulted in the existing personnel's performance of multiple functions in firefighting and administrative capacities. Recruitment of additional firemen is of great importance to deliver sufficient, fast, and efficient services to the populace, considering that the population is growing incessantly, forecasted to be 4,507,288 in 2021.

Moreover, there are 70 firetrucks in the province, of which 52 units are serviceable. These are distributed among the 15 municipalities and 7 cities. Among the province's cities and municipalities, Ternate had no firetrucks; however, they are supported by nearby municipalities that do have firetrucks (Table 3.98).

Table 3.97 Number of Fire Personnel and Fire Personnel Requirement by City/Municipality, Province of Cavite: 2021

City/Municipality	Officer	Non-Officer	Non-Uniformed Personnel	Total	Ideal Strength	Current Needs	Fireman to Population Ratio
OPD/EMSRU	1	23	1	25			
1st District	3	68	0	71	187	116	1:5,278
Cavite City	1	17	0	18	50	32	1:5,568
Kawit	1	18	0	19	57	38	1:5,970
Noveleta	0	15	0	15	25	10	1:3,350
Rosario	1	18	0	19	55	36	1:5,833
2nd District	1	34	0	35	339	304	1:19,398
City of Bacoor	1	34	0	35	339	304	1:19,398
3rd District	1	29	0	30	259	229	1:17,298
City of Imus	1	29	0	30	259	229	1:17,298
4th District	1	30	0	31	356	325	1:22,993
City of Dasmariñas	1	30	0	31	356	325	1:22,993
5th District	3	75	0	78	296	218	1:7,580
Carmona	1	23	0	24	54	30	1:4,508
Gen. Mariano Alvarez	1	24	0	25	88	63	1:7,052
Silang	1	28	0	29	153	124	1:10,578
6th District	1	32	0	33	243	210	1:14,729
City of General Trias	1	32	0	33	243	210	1:14,729
7th District	3	72	0	75	335	260	1:8,940
Amadeo	0	13	0	13	21	8	1:3,297
Indang	1	17	0	18	35	17	1:3,854
Tanza	1	18	0	19	167	148	1:17,579
Trece Martires City	1	24	0	25	112	87	1:8,972
8th District	3	126	1	130	237	107	1:3,646
Alfonso	1	21	0	22	31	9	1:2,773
Gen. E. Aguinaldo	0	16	0	16	12	-4	1:1,522
Magallanes	0	10	0	10	12	2	1:2,409
Maragondon	0	15	0	15	21	6	1:2,756
Mendez	0	17	0	17	18	1	1:2,096
Naic	1	19	1	21	87	66	1:8,283
Tagaytay City	1	26	0	27	44	17	1:3,283
Ternate	0	2	0	2	12	10	1:12,490
Total	17	489	2	508	2,254	1,771	1:8,873

Source: Cavite Bureau of Fire Protection, City of Imus

Fire incidences in the province are still manageable, despite the insufficiency of fire personnel and equipment in the province. Aside from the operational fire stations in each city and municipality, there are a total of 12 fire substations in the province. San Nicolas, and Talaba Fire Substation in the City of Bacoor, Bukandala, Greengate Malagasang, and Bahayang Pag-Asa Fire Substation in the City of Imus,

Bancal Fire Substation in Carmona, San Jose Fire Substation in General Mariano Alvarez, Inchican and Bulihan Fire Substation in the municipality of Silang, Sampalucan, and San Francisco Fire Substation in the city of General Trias, and Sungay West Fire Substation in the City of Tagaytay.

Table 3.98 Number of Fire Trucks by City/Municipality, 2021

City/Municipal Fire Stations	Serviceable	Unserviceable	Under Repair	Beyond Repair	Total
1st District	9	5	0	1	15
Cavite City	4	0	0	1	5
Kawit	2	1	0	0	3
Noveleta	1	3	0	0	4
Rosario	2	1	0	0	3
2nd District	3	2	0	0	5
City of Bacoor	3	2	0	0	5
San Nicolas Fire Sub-Stn	0	0	0	0	0
Talaba Fire Sub-Stn	0	0	0	0	0
3rd District	4	0	0	0	4
City of Imus	1	0	0	0	1
Bukandala Fire Sub-Stn	1	0	0	0	1
Greengate Malagasang Fire Sub-Stn	1	0	0	0	1
Espeleta Fire Sub-Stn / Bahayang Pag-Asa Fire Sub-Stn	1	0	0	0	1
4th District	4	0	0	0	4
City of Dasmariñas	4	0	0	0	4
5th District	9	5	0	2	16
Carmona	1	3	0	1	5
Bancal Fire Sub-Stn	1	0	0	0	1
General Mariano Alvarez	1	2	0	0	3
San Jose Fire Sub-Stn	1	0	0	0	1
Silang	3	0	0	1	4
Bulihan Fire Sub-Stn	1	0	0	0	1
Inchican Fire Sub-Stn	1	0	0	0	1

City/Municipal Fire Stations	Serviceable	Unserviceable	Under Repair	Beyond Repair	Total
6th District	6	0	0	0	6
City of General Trias	2	0	0	0	2
Sampalucan Fire Sub-Stn	2	0	0	0	2
San Francisco Fire Sub-Stn	2	0	0	0	2
7th District	6	1	0	0	7
Amadeo	1	0	0	0	1
Indang	1	1	0	0	2
Tanza	3	0	0	0	3
Trece Martires City	1	0	0	0	1
8th District	11	1	0	1	13
Alfonso	3	0	0	0	3
General Emilio Aguinaldo	2	0	0	0	2
Magallanes	1	0	0	0	1
Maragondon	1	0	0	1	2
Mendez-Nuñez	2	0	0	0	2
Naic	1	0	0	0	1
Tagaytay City	1	1	0	0	2
Sungay West Fire Sub-Stn	0	0	0	0	0
Ternate	0	0	0	0	0
Total	52	14	0	4	70

Source: Cavite Bureau of Fire Protection, City of Imus

Fire Incidents

Table 3.99 Causes of Fire Incidents, Province of Cavite: 2019, 2020, and 2021

Causes of Fire	2019	2020	2021
Electrical Connection	58	116	218
Electrical Appliances	18	13	26
Electrical Machinery	1	10	2
Spontaneous Combustion / Woodscrap	0	0	0
Unattended Cooking/Stove	17	8	23
Unattended Lighted	14	19	7
Candle/Gasera			
Open Flame due to Torch/Sulo	223	116	272
Direct Flame Contact/Static	16	4	0
Electricity			
LPG Explosion/ LPG Leak	12	5	1
Lighted Cigarette Butt	4	4	4
Pyrotechnics	0	0	0
Lighted Matchstick/Lighter	4	3	6
Incendiary Device/Mechanism or Ignited Flammable Liquids	0	1	0
Lightning	0	1	0
Bomb Explosion	0	0	0
Under Investigation	89	3	0
Others	13	1	0
Total	469	304	559

Source: Cavite Bureau of Fire Protection, City of Imus

Based on the report of the Cavite Bureau of Fire Protection, the number of fire incidents increased to 559 in 2021 from 304 in 2020. It represents an increase of 255 or 83.88 percent in the number of fire incidents. Table 3.99 shows that the principal cause of fire incidents is open flame due to torch/sulo with 272 cases, which covers 48.66 percent of the total fire incidents reported. Moreover, in terms of motives of fire incidence, 559 out of 559 fires were

classified as accidental (Table 3.100). It was recorded to have 314 forests/grass/non-structural, and 245 structural cases as to the nature of fire (Table 3.101).

The Cavite Bureau of Fire Protection educates citizens on fire safety and prevention through meetings and dialogues with the barangays. The meetings and dialogues aim to orient their constituents on the importance of fire safety consciousness within the community, particularly by practicing known fire safety measures and eradicating all fire hazards in their premises. Fire prevention activities such as fire drills are being conducted among establishments, which have led to the organization of company fire brigades whose members are their workers/employees. Cavite BFP administers the annual celebration of Fire Prevention Month held every March.

Table 3.100 Motives of Fire Incidence, Province of Cavite: 2019, 2020, and 2021

Motives of Fire Incidence	2019	2020	2021
Intentional Fire	0	0	0
Accidental Fire	380	300	559
Fire Cases Under Investigation	89	4	0
Total	469	304	559

Source: Cavite Bureau of Fire Protection, City of Imus

Table 3.101 Nature of Fire, Province of Cavite: 2019, 2020, and 2021

Nature of Fire	2019	2020	2021
Structural	234	209	245
Forest/Grass/Non-structural	235	95	314
Total	469	304	559

Source: Cavite Bureau of Fire Protection, City of Imus

Table 3.102 Area and Location of Fire Stations by City/Municipality, 2021

City/Municipal Fire Stations	Area and Location of Fire Stations
1st District	
Cavite City	Zulueta St. Brgy 59 San Roque, Cavite City, Cavite. 4100
Kawit	Putol, Kawit, Cavite
Noveleta	Brgy. Poblacion, Noveleta, Cavite
Rosario	Santiago St. Costa Verde Subd. Tejero Rosario, Cavite. 4106
2nd District	
City of Bacoor	Bacoor Government Center, Molino Boulevard, Bacoor City, Cavite. 4102
San Nicolas Fire Sub-Stn	Silver St Green Valley San Nicolas 3, Bacoor City, Cavite. 4102

City/Municipal Fire Stations	Area and Location of Fire Stations
Talaba Fire Sub-Stn	Aguinaldo Highway Talaba 7 Bacoor City, Cavite. 4102
3rd District	
City of Imus	Imus Public Market, Nueno Ave., Tanzang Luma 1, Imus City, Cavite
Bucandala Fire Sub-Stn	Community Action Center Bldg., Alapan-Bucandala Nia Road, Bucandala 3, Imus City, Cavite
Greengate Malagasang Fire Sub-Stn	Community Action Center Bldg., Greengate Subd. Phase 1 Malagasang 2-4, Imus City, Cavite
Espeleta Fire Sub-Stn / Bahayang Pag-Asa Fire Sub-Stn	Community Action Center Bldg., Avenida Rizal St. Mariano Espeleta 2, Imus City, Cavite
4th District	
City of Dasmariñas	Central Public Market Brgy. Zone 4, Dasmariñas City, Cavite. 4114
5th District	
Carmona	DILG Compound, J.M. Loyola St. Brgy. Maduya, Carmona, Cavite
Bancal Fire Sub-Stn	1088 Governors Drive, Brgy. Bancal, Carmona, Cavite
General Mariano Alvarez	Municipal Compound, Brgy. Poblacion 1, GMA, Cavite
San Jose Fire Sub-Stn	Municipal Annex, Brgy. Gregoria De Jesus GMA, Cavite
Silang	Silang Public Market 112 Santan St. Brgy. San Miguel 2, Silang, Cavite. 4117
Bulihan Fire Sub-Stn	Old Bulihan Road Brgy. Bulihan, Silang, Cavite. 4117
Inchican Fire Sub-Stn	Inchican Road Brgy. Inchican, Silang, Cavite. 4117
6th District	
City of General Trias	South Square Village, Brgy. Pasong Kawayan II, City of General Trias, Cavite. 4107
Sampalucan Fire Sub-Stn	Dulong Bayan-Sampalucan Road, Brgy. Sampalucan, City of General Trias, Cavite. 4107
San Francisco Fire Sub-Stn	Sitio Elang, Brgy. San Francisco, City of General Trias, Cavite. 4107
7th District	
Amadeo	A. Mabini St. Brgy. Poblacion 1 Amadeo, Cavite. 4119
Indang	SK Building J. Dimabiling St. Poblacion IV, Indang, Cavite
Tanza	A. Soriano Hiway, Brgy. Daang Amaya 1, Tanza, Cavite. 4108
Trece Martires City	Trece-Indang Rd. Brgy San Agustin, Trece Martires City, Cavite
8th District	
Alfonso	Alas-as Street, Poblacion V, Alfonso, Cavite
General Emilio Aguinaldo	Brgy. Castaños Cerca, Gen. Emilio Aguinaldo, Cavite
Magallanes	De Guia St. Brgy Poblacion 4, Magallanes, Cavite
Maragondon	Balitao St. Brgy. Garita A, Maragondon, Cavite
Mendez-Nuñez	J.P. Rizal St. Brgy. 4 Mendez, Cavite. 4121
Naic	A. Soriano Highway Brgy. Ibayo Silangan, Naic, Cavite. 4110
Tagaytay City	Foggy Heights Subdivision, Brgy. San Jose, Tagaytay City, Cavite
Sungay West Fire Sub-Stn	Parra St. Brgy Sungay West, Tagaytay City, Cavite
Ternate	***Do not have Fire Station yet.

Source: Cavite Bureau of Fire Protection, City of Imus

Jail Operation

Detention cells, also known as "temporary lock-up cells," are maintained by city/municipal police stations. It is a short-term jail facility for the custody and safekeeping of city and municipal prisoners. Detainees are fugitives from justice, or people detained awaiting investigation or trial and/or transfer to the national penitentiary, and/or violent, mentally-ill people who endanger themselves or the safety of others, duly certified by the proper medical or health officer, pending transfer to the medical institution.

The Bureau of Jail Management and Penology (BJMP), which is also called the Jail Bureau, supervises and controls the overall city and municipal jails. On the other hand, the provincial government supervises the provincial jail. The Provincial Jail is located in Trece Martires City. It accommodates the sentenced and also those that are under trial in their custody for security and rehabilitation. The inmates are provided with skills training in preparation for their release from prison, medical, dental, and optical health services, and spiritual renewal programs. The provincial jail also coordinates with the Provincial Attorney's Office (PAO), Office of the Provincial Prosecutor (OPP), and concerned agencies for speedy trials, especially those who languish in jail for more than two years.

Table 3.103 Number of Detention Cells/Jail by City/Municipality, Province of Cavite: 2021

City/Municipality	PNP Managed	BJMP	Provincial	Total
1st District	7	1	0	8
Cavite City	2	1	0	3
Kawit	2	0	0	2
Novelleta	2	0	0	2
Rosario	1	0	0	1
2nd District	1	2	0	3
City of Bacoor	1	2	0	3
3rd District	3	2	0	5
City of Imus	3	2	0	5
4th District	2	2	0	4
City of Dasmariñas	2	2	0	4
5th District	9	3	0	12
Carmona	2	1	0	3
General M. Alvarez	2	1	0	3
Silang	5	1	0	6
6th District	5	2	0	7
City of Gen. Trias	5	2	0	7
7th District	8	3	1	12
Amadeo	2	0	0	2
Indang	2	0	0	2
Tanza	2	2	0	4
Trece Martires City	2	1	1	4
8th District	17	3	0	20
Alfonso	2	0	0	2
General E. Aguinaldo	1	0	0	1
Magallanes	2	0	0	2
Maragondon	2	0	0	2
Mendez-Nuñez	2	0	0	2
Naic	3	1	0	4
Tagaytay City	3	2	0	5
Ternate	2	0	0	2
Total	52	18	1	71

Source: Cavite Provincial Police Office, Human Rights Division, Imus, Cavite, City/Municipal Police Stations, Provincial Jail, Bureau of Jail Management and Penology IV-A

For the year 2021, there are a total of 71 jails in the province, composed of one provincial jail, 18 BJMP-managed jails, and 52 lock-up cells. All cities and municipalities have at least one PNP-managed detention cell in their respective localities. BJMP stations are located

in Cavite City, City of Bacoor, City of Imus, City of Dasmariñas, Carmona, General Mariano Alvarez, Silang, City of General Trias, Tanza, City of Trece Martires, City of Tagaytay, and Naic.

Table 3.104 Jail Population by City/Municipality, Province of Cavite: 2021

City/Municipality	Detained						Sentenced Adult			Total Jail Population		
	Male	Minor Female	Total	Male	Female	Total	Male	Female	Total	Male	Female	Total
Provincial Jail	0	0	0	307	49	356	17	1	18	324	50	374
1st District												
Cavite City	0	0	0	37	12	49	0	0	0	37	12	49
Kawit	0	0	0	66	31	97	0	0	0	66	31	97
Noveleta	0	0	0	64	5	69	0	0	0	64	5	69
Rosario	0	0	0	61	4	65	54	5	59	115	9	124
2nd District												
City of Bacoor	0	0	0	814	119	933	0	0	0	814	119	933
3rd District												
City of Imus	0	0	0	130	22	152	14	0	14	144	22	166
4th District												
City of Dasmariñas	0	0	0	335	0	335	0	0	0	335	0	335
5th District												
Carmona	0	0	0	23	4	27	0	0	0	23	4	27
General Mariano Alvarez	0	0	0	124	11	135	0	0	0	124	11	135
Silang	0	0	0	153	24	177	2	0	2	155	24	179
6th District												
City of General Trias	0	0	0	231	50	281	0	0	0	231	50	281
7th District												
Amadeo	0	0	0	16	0	16	0	0	0	16	0	16
Indang	0	0	0	48	2	50	0	0	0	48	2	50
Tanza	0	0	0	165	30	195	0	0	0	165	30	195
Trece Martires City	0	0	0	163	7	170	0	0	0	163	7	170
8th District												
Alfonso	0	0	0	44	4	48	0	0	0	44	4	48
General Emilio Aguinaldo	0	0	0	3	0	3	0	0	0	3	0	3
Magallanes	0	0	0	9	2	11	0	0	0	9	2	11
Maragondon	0	0	0	118	5	123	0	0	0	118	5	123
Mendez-Nuñez	0	0	0	15	0	15	0	0	0	15	0	15
Naic	0	0	0	108	19	127	0	0	0	108	19	127
Tagaytay City	0	0	0	76	5	81	0	0	0	76	5	81
Terate	0	0	0	81	19	100	0	0	0	81	19	100
Total	0	0	0	3,191	424	3,615	87	6	93	3,278	430	3,708

Source: Cavite Provincial Police Office, Human Rights Division, Imus, Cavite, City/Municipal Police Stations, Provincial Jail

Based on the report from the PNP Human Rights Affairs Office (HRAO), Provincial Jail, and City/Municipal Police Stations, there were a total of 3,708 detainees in the province in December 2021. Bacoor CPS has the most number of detainees, with 933 or 25.16 percent of the total detainees. The Provincial Jail follows, with 374 detainees, and the Dasmariñas CPS with 335 detainees, representing 10.09% and 9.03% of all prisoners in Cavite, respectively.

The data revealed that most detainees in the lock-up cells are aged 26-32 years old, totaling 854 inmates, 752 male (88.06%) and 102 female (11.94%) inmates. The 33-39 age bracket follows with 781 prisoners, 686 male (87.84%) and 95 female (12.16%) inmates.

Table 3.105 Number of Inmates by Age Bracket and City/Municipality (Ages 17 & Below – 40-46), Province of Cavite: 2021

City/Municipality	17 & Below		18-25		26-32		33-39		40-46		Total Inmates
	Male	Female	Male	Female	Male	Female	Male	Female	Male	Female	
Provincial Jail	0	0	25	6	29	11	74	11	93	11	374
1st District											
Cavite City	0	0	4	2	7	1	3	0	5	2	49
Kawit	0	0	15	3	7	6	19	9	16	5	97
Noveleta	0	0	3	0	13	2	10	1	23	2	69
Rosario	0	0	25	3	32	1	21	3	22	1	124
2nd District											
City of Bacoor	0	0	180	16	182	25	184	31	143	27	933
3rd District											
City of Imus	0	0	32	3	25	3	23	6	30	3	166
4th District											
City of Dasmariñas	0	0	54	0	101	0	80	0	55	0	335

City/Municipality	17 & Below		18-25		26-32		33-39		40-46		Total Inmates
	Male	Female	Male	Female	Male	Female	Male	Female	Male	Female	
5th District											
Carmona	0	0	8	2	4	1	5	0	3	0	27
General Mariano Alvarez	0	0	20	2	25	4	32	2	18	1	135
Silang	0	0	25	3	36	5	34	6	33	3	179
6th District											
City of General Trias	0	0	50	10	100	20	50	10	20	5	281
7th District											
Amadeo	0	0	2	0	4	0	3	0	3	0	16
Indang	0	0	10	1	12	1	10	0	11	0	50
Tanza	0	0	19	5	42	8	33	7	36	6	195
Trece Martires City	0	0	42	1	36	1	19	2	38	2	170
8th District											
Alfonso	0	0	11	0	8	1	5	0	9	1	48
General Emilio Aguinaldo	0	0	1	0	1	0	0	0	1	0	3
Magallanes	0	0	3	0	3	0	1	0	1	1	11
Maragondon	1	0	16	1	18	2	29	1	29	1	123
Mendez-Nuñez	0	0	5	0	2	0	1	0	3	0	15
Naic	0	0	26	3	27	6	22	2	24	3	127
Tagaytay City	0	0	15	2	18	0	14	1	21	1	81
Temate	0	0	16	3	20	4	14	3	13	3	100
Total	1	0	607	66	752	102	686	95	650	78	3,708

Source: Cavite Provincial Police Office, Human Rights Division, Imus, Cavite, City/Municipal Police Stations, Provincial Jail

Table 3.106 Number of Inmates by Age Bracket and City/Municipality (Ages 47-53 – 71 & Above), Province of Cavite: 2021

City/Municipality	47-53		54-59		60-65		66-70		71 & Above		Total Inmates
	Male	Female	Male	Female	Male	Female	Male	Female	Male	Female	
Provincial Jail	19	7	62	3	10	0	10	0	2	1	374
1st District											
Cavite City	8	3	7	0	3	4	0	0	0	0	49
Kawit	7	6	1	1	1	0	0	1	0	0	97
Noveleta	7	0	4	0	0	0	4	0	0	0	69
Rosario	6	1	4	0	3	0	0	0	2	0	124
2nd District											
City of Bacoor	76	11	34	8	14	1	1	0	0	0	933
3rd District											
City of Imus	24	4	7	2	2	0	1	1	0	0	166
4th District											
City of Dasmariñas	26	0	13	0	6	0	0	0	0	0	335
5th District											
Carmona	3	1	0	0	0	0	0	0	0	0	27
General Mariano Alvarez	17	1	7	1	5	0	0	0	0	0	135
Silang	14	6	9	0	3	1	1	0	0	0	179
6th District											
City of General Trias	11	5	0	0	0	0	0	0	0	0	281
7th District											
Amadeo	2	0	1	0	1	0	0	0	0	0	16
Indang	4	0	1	0	0	0	0	0	0	0	50
Tanza	21	2	11	2	3	0	0	0	0	0	195
Trece Martires City	28	1	0	0	0	0	0	0	0	0	170
8th District											
Alfonso	9	2	1	0	0	0	0	0	1	0	48
General Emilio Aguinaldo	0	0	0	0	0	0	0	0	0	0	3
Magallanes	0	0	1	1	0	0	0	0	0	0	11
Maragondon	16	0	5	0	1	0	2	0	1	0	123
Mendez-Nuñez	1	0	0	0	2	0	1	0	0	0	15
Naic	6	4	2	1	0	0	1	0	0	0	127
Tagaytay City	5	1	3	0	0	0	0	0	0	0	81
Temate	8	2	3	2	5	2	1	0	1	0	100
Total	318	57	176	21	59	8	22	2	7	1	3,708

Source: Cavite Provincial Police Office, Human Rights Division, Imus, Cavite, City/Municipal Police Stations, Provincial Jail

Article II of the 1987 Philippine Constitution states that the state values human dignity and guarantees full respect for human rights. It underscores that all people are born with human dignity and inherent rights and that no one loses their dignity and these rights regardless of what they may have done. This policy of the state applies particularly to the treatment of prisoners and detainees under the correctional system. Though prisoners are still endowed

with the same basic rights as everyone else, in common parlance, these rights are inherent in every individual, without which they cannot live as human beings. In 2021, no single area was able to comply with the standard cell area for the detainees, which is 4.7 square meters per inmate. Cavite jails are over-congested, which needs to be addressed.

There is a total of 1,421 persons deprived of liberty (PDLs) escorted by the City/Municipality for the year 2021. The 960 inmates (845 males and 115 females) were escorted to court hearings, 460 inmates (430 males and 30 females) to the hospital, 1 inmate (1 male and 0 female) was escorted to other matters, and 1,719 inmates (1,518 males and 201 females) to attend their hearings through video teleconferencing.

Sports and Recreation

Sports and Recreation involve activities that can be beneficial to the development of skills, abilities, and talents, and improve the general health of the body. The Provincial Government of Cavite, through the Provincial Youth and Sports Development Office under the Office of the Governor, is responsible for promoting the physical, moral, spiritual, intellectual, and social well-being of society by providing opportunities for leisure and recreation.

The Provincial Government constructs various sports venues to support this agenda. These sports facilities serve

as a venue for exercising, training, and practicing as well as different sports competitions.

In 2021, there is a total of 1,301 different sports facilities in the province. Basketball courts are the most common sports facility in the province, covering 56.57 percent of the total number of sports facilities. Other sports facilities present in the province are gymnasiums/sports complexes/covered courts (237), stadiums (3), golf links (7), golf driving ranges (3), pelota courts (3), tennis/badminton courts (58), sipa courts (3), swimming pools (98), fitness gyms (27), and other facilities utilized for sports activities, like softball courts, chess gyms, multi-purpose courts, and open courts (126).

Moreover, there are 342 recreational facilities in Cavite. Billiard hall has the greatest number of facilities in the province, covering 28.36 percent of the total facilities in the province. Other than the billiard hall, there are playgrounds (72), parks (52), movie houses (5), public libraries (5), firing ranges (1), a paragliding facility (1), wall climbing facilities (2), zipline courses (3), an obstacle course (1), horse racing grounds (4), and other are utilized for various purposes (96).

Table 3.107 Number of Sports Facilities by City/Municipality, Province of Cavite: 2021

City/Municipality	Gymnasium/ Sports Complex/ Covered Court	Stadium	Golf Links	Golf Driving Range	Basketball Court	Pelota Courts	Tennis/ Badminton Court	Sipa Court	Swimming Pools	Fitness Gym	Others ^a	Total
1st District	6	1	0	3	57	1	12	3	7	0	20	110
Cavite City	6	1	0	2	8	1	7	3	2	0	14	44
Kawit	0	0	0	0	21	0	4	0	0	0	0	25
Noveleta	0	0	0	0	7	0	0	0	0	0	0	7
Rosario	0	0	0	1	21	0	1	0	5	0	6	34
2nd District	21	0	0	0	74	1	9	0	17	0	8	130
City of Bacoor	21	0	0	0	74	1	9	0	17	0	8	130
3rd District	16	0	0	0	179	0	8	0	15	0	49	267
City of Imus	16	0	0	0	179	0	8	0	15	0	49	267
4th District	90	0	2	0	18	0	11	0	5	0	0	126
City of Dasmariñas	90	0	2	0	18	0	11	0	5	0	0	126
5th District	39	0	2	0	108	0	3	0	2	0	14	168
Carmona	8	0	1	0	12	0	3	0	2	0	5	31
General Mariano Alvarez	21	0	0	0	36	0	0	0	0	0	7	64
Silang	10	0	1	0	60	0	0	0	0	0	2	73
6th District	20	0	0	0	83	0	5	0	18	10	2	138
City of General Trias	20	0	0	0	83	0	5	0	18	10	2	138
7th District	17	1	0	0	103	0	4	0	11	11	4	151
Amadeo	6	0	0	0	23	0	1	0	3	2	1	36
Indang	7	0	0	0	10	0	1	0	6	3	1	28
Tanza	2	0	0	0	37	0	1	0	2	0	0	42
Trece Martires City	2	1	0	0	33	0	1	0	0	6	2	45
8th District	28	1	3	0	114	1	6	0	23	6	29	211
Alfonso	2	0	1	0	31	0	3	0	6	0	2	45
General Emilio Aguinaldo	1	0	0	0	10	0	0	0	4	0	0	15
Maragondon	19	0	0	0	4	0	1	0	1	0	3	28
Mendez	1	0	0	0	8	0	0	0	0	0	1	10
Naic	1	0	0	0	26	0	0	0	5	0	0	32
Tagaytay City	1	1	1	0	21	0	1	0	0	5	6	36
Terate	3	0	1	0	1	1	1	0	4	1	1	13
Magallanes	0	0	0	0	13	0	0	0	3	0	16	32
Total	237	3	7	3	736	3	58	3	98	27	126	1,301

^a Softball court, chess gym, multi-purpose court, open court, Etc.

Source: Provincial Youth and Sports Development Office

Table 3.108 Number of Recreational Facilities (Playgrounds-Paragliding) by City/Municipality, Province of Cavite: 2021

City/ Municipality	Playgrounds	Parks	Movie houses	Public Library	Billiard Hall	Firing Range	Paragliding	Wall Climbing	Zipline	Obstacle Course	Horse Racing	Others*	Total
1st District	3	11	1	0	6	1	0	0	0	0	0	0	3 25
Cavite City	1	7	0	0	0	1	0	0	0	0	0	0	1 10
Kawit	0	1	0	0	0	0	0	0	0	0	0	0	0 1
Noveleta	1	0	0	0	0	0	0	0	0	0	0	0	0 1
Rosario	1	3	1	0	6	0	0	0	0	0	0	0	2 13
2nd District	0	0	1	0	21	0	0	0	0	0	0	0	2 24
City of Bacoor	0	0	1	0	21	0	0	0	0	0	0	0	2 24
3rd District	28	1	1	0	13	0	0	0	0	0	0	0	11 54
City of Imus	28	1	1	0	13	0	0	0	0	0	0	0	11 54
4th District	0	0	2	0	2	0	0	0	0	0	0	0	12 16
City of Dasmaríñas	0	0	2	0	2	0	0	0	0	0	0	0	12 16
5th District	19	2	0	0	8	0	1	0	0	0	1	1	11 42
Carmona	2	1	0	0	0	0	1	0	0	0	1	0	3 8
General Mariano Alvarez	0	0	0	0	8	0	0	0	0	0	0	0	5 13
Silang	17	1	0	0	0	0	0	0	0	0	0	0	3 21
6th District	6	7	0	2	32	0	0	0	0	0	0	2	12 61
City of General Trias	0	2	0	0	13	0	0	0	0	0	0	0	1 16
7th District	3	3	0	1	10	0	0	0	0	0	0	1	8 26
Amadeo	1	1	0	0	0	0	0	0	0	0	0	0	3 5
Tanza	2	0	0	0	9	0	0	0	0	0	0	0	0 11
Trece Martires City	0	1	0	1	0	0	0	0	0	0	1	0	0 3
Indang	0	1	0	0	1	0	0	0	0	0	0	0	5 7
8th District	16	28	0	2	5	0	0	2	3	1	0	0	37 94
Alfonso	1	0	0	0	0	0	0	2	2	1	0	0	7 13
General Emilio Aguinaldo	0	0	0	0	0	0	0	0	0	0	0	0	0 0
Magallanes	0	0	0	0	1	0	0	0	0	0	0	0	9 10
Maragondon	0	3	0	0	2	0	0	0	0	0	0	0	0 5
Mendez	1	0	0	1	2	0	0	0	0	0	0	0	0 4
Naic	2	0	0	1	0	0	0	0	0	0	0	0	0 3
Tagaytay City	11	25	0	0	0	0	0	0	1	0	0	0	12 49
Ternate	1	0	0	0	0	0	0	0	0	0	0	0	9 10
TOTAL	75	52	5	5	97	1	1	2	3	1	4	96	342

a Bowling, clubhouse, farm, plaza, multi-purpose conventional/ cultural centers, museums, amusement parks, etc.

Source: Provincial Youth and Sports Development Office